

NB3L208K Evaluation Board User's Manual



ON Semiconductor®

www.onsemi.com

Introduction


The NB3L208K is a differential 1:8 Clock fanout buffer with High-speed Current Steering Logic (HCSL) outputs. Inputs can directly accept differential LVPECL, LVDS and HCSL signals. Single-ended LVPECL, HCSL, LVCMOS, or LVTTL levels are accepted with a proper external V_{TH} reference supply. These signals will be translated to HCSL and eight identical copies of Clock will be distributed, operating up to 350 MHz.

This manual should be used in conjunction with the device datasheet, which contains full technical details on the device specifications and operation.


EVAL BOARD USER'S MANUAL

This evaluation board manual contains:

- Information on the NB3L208K Evaluation Board
- Block Diagram and Board Schematic
- Assembly Instructions
- Test and Measurement Setup Procedures
- Bill of Materials



Top View



Bottom View

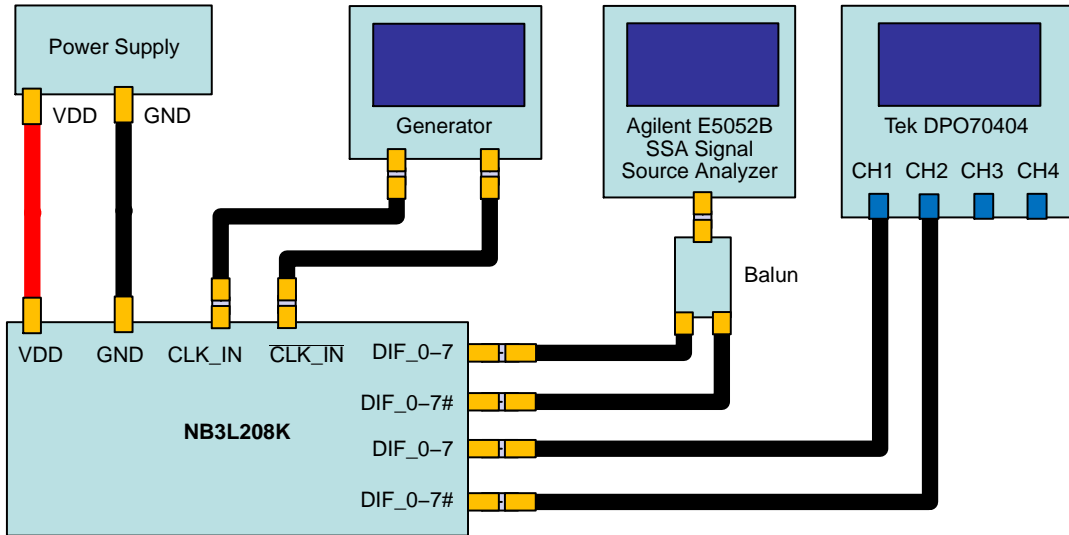
Figure 1. NB3L208KMNGEVB Top and Bottom View

QUICK START LAB SET-UP USER'S GUIDE

Equipment Required

1. DC Power Supply
2. Oscilloscope
3. Phase Noise Analyzer
4. Connectors for DC Power Supply
5. 50-Ω SMA Connectors for I/Os

Block Diagram



Note: Balun Connected to Outputs Only during Phase Noise Testing.

Figure 2. Time and Frequency Domain Block Diagram

Power Supplies

Each VDD, VDD_0 (VX on board), GND_0 (DUTGND on board) and SMAGND power supply has a separate side-launch banana jack located on bottom side of the test board (as shown in Figure 1).

HCSL Outputs

HCSL outputs are typically loaded and terminated with a series resistor (R_{SERIES}) = 33-Ω and 50-Ω to ground. This can be easily accomplished by connecting the HCSL outputs to the 50-Ω internal impedance in the oscilloscope. There are on-board R_{SERIES} = 33-Ω termination resistors installed for each HCSL output.




Figure 3. Set-Up for HCSL Output

EVBUM2295/D

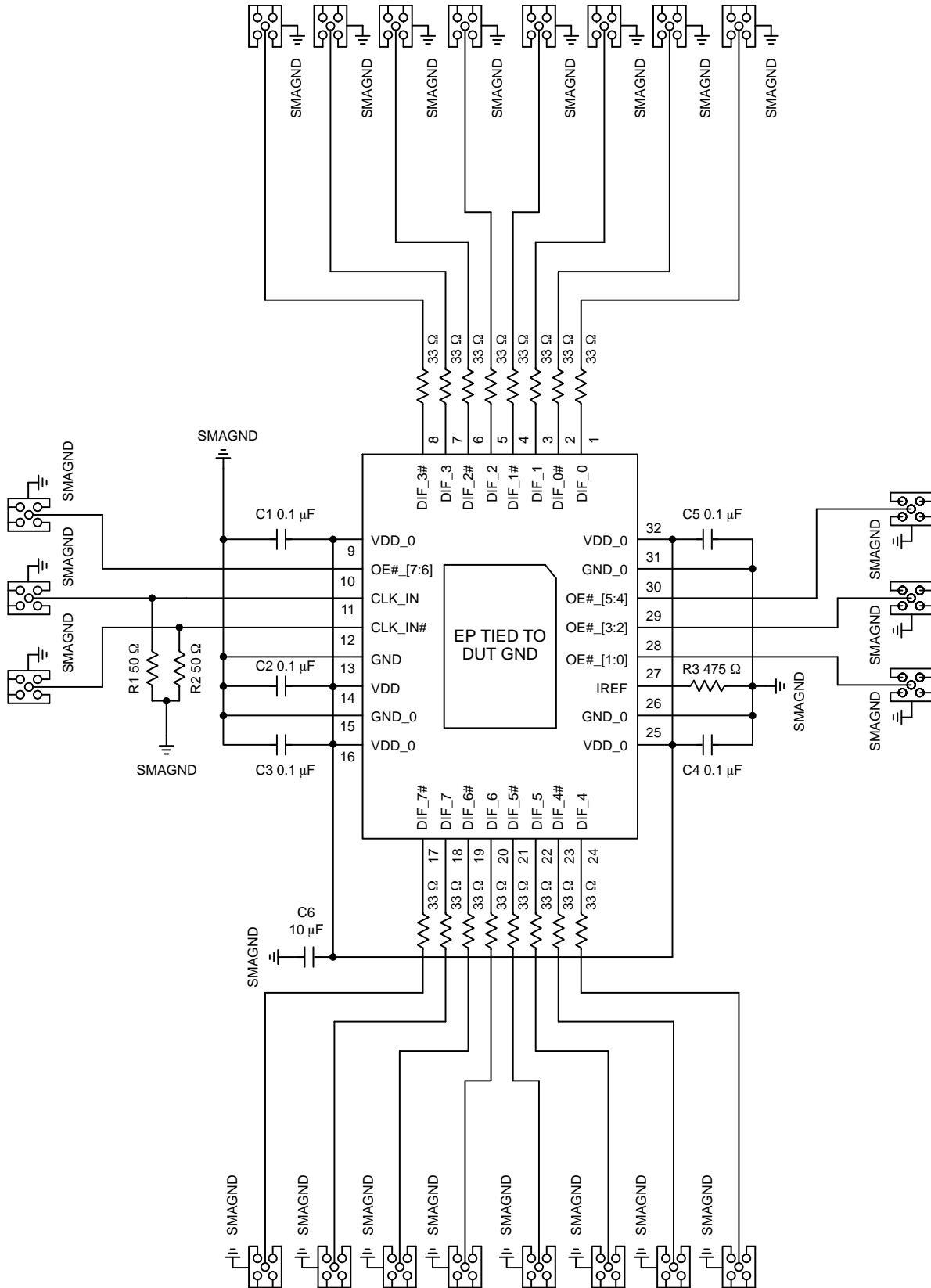


Figure 4. NB3L208KEVB Schematic

Test and Measurement Setup Procedures

1. Connect VDD and VDD_0 (VX on board) of the NB3L208K to DC source with power supply cables (do not turn power on, yet).
2. Connect SMAGND and DUTGND to the appropriate DC source. For differential HCSL inputs, both SMAGND and DUTGND are connected together.
3. Connect the outputs of the generator to the CLK_IN & CLK_IN# inputs with 50- Ω connectors. For phase noise test, low noise generator is required to ensure the best additive RMS Phase jitter of the DUT.
4. Connect the DIF_n/DIF_n# outputs to the appropriate oscilloscope channel. The board does not have 50- Ω output termination, thus use of the probes with 50- Ω termination is required.

Power-Up Sequence

1. Turn on DUT power supply.
2. Setup the generator V_{IH} , V_{IL} levels to set up the inputs to desired inputs levels, i.e differential LVPECL, LVDS, and HCSL signals or Single-ended LVPECL, HCSL, LVCMOS, or LVTTL. For differential HCSL inputs, $V_{IL} = 0$ V and $V_{IH} = 700$ mV.
3. Monitor DIF_n/DIF_n# outputs on oscilloscope.


EVBUM2295/D

BILL OF MATERIALS

Table 1. NB3L208KMNGEV B BILL OF MATERIALS

Component	Qty.	Description	Manufacturer	Part Number	Web Site
SMA Connector	22	Edge Mount	Johnson	142-0711-821	
Banana Jack Connector	2	Red – Side Launch	Deltron	571-0500	Mouser #164-6219
Banana Jack Connector	1	Black – Side Launch	Deltron	571-0100	Mouser #164-6218
Banana Jack Connector	1	Green – Side Launch	Deltron		Mouser
Chip Resistor	9	0-Q 0603	Vishay	CRCW06030000Z0EA	Digi-Key 541-0.0GTR-ND
Chip Resistor	16	33-Q 0402	Panasonic	ERJ-2RKF33R0X	Digi-Key ERJ-2RKF33R0X
Chip Resistor	4	50-Q, 0603	Vishay	FC0603E50R0BTBST1	Digi-Key FC0603-50BFTR-ND
Chip Resistor	1	475-Q 0603	Vishay	TNPW0603475RBEEA	Digi-Key 541-2027-2-ND
Capacitor	2	10 μ F \pm 10%, Case "C" 25 V or 16 V	KEMET	T491C106K025AT T491C106K016AS	
Chip Capacitor	5	0.1 μ F \pm 10%, 0603	AVX	0603C104KAT2A	www.avx.com Digi-Key 478-1129-1-ND
Stand-Off	4	Standoff, 4-40 1/4 \times 5/8	Keystone	1808	Digi-Key 1808K-ND
Screw	4	Screw, 4-40 \times 0.25, PHP	Building Fasteners	PMS 440 0025 PH	Digi-Key H342-ND
Evaluation Board	1	NB3L208KEVB QFN-32 Evaluation Board	ON Semiconductor	NB3L208KEVB	
Device Under Test	1	DUT	ON Semiconductor	NB3L208K	www.onsemi.com

NOTE: Components are available through most distributors, i.e. www.newark.com, www.Digikey.com.

ON Semiconductor and the  are registered trademarks of Semiconductor Components Industries, LLC (SCILLC) or its subsidiaries in the United States and/or other countries. SCILLC owns the rights to a number of patents, trademarks, copyrights, trade secrets, and other intellectual property. A listing of SCILLC's product/patent coverage may be accessed at www.onsemi.com/site/pdf/Patent-Marking.pdf. SCILLC reserves the right to make changes without further notice to any products herein. SCILLC makes no warranty, representation or guarantee regarding the suitability of its products for any particular purpose, nor does SCILLC assume any liability arising out of the application or use of any product or circuit, and specifically disclaims any and all liability, including without limitation special, consequential or incidental damages. "Typical" parameters which may be provided in SCILLC data sheets and/or specifications can and do vary in different applications and actual performance may vary over time. All operating parameters, including "Typicals" must be validated for each customer application by customer's technical experts. SCILLC does not convey any license under its patent rights nor the rights of others. SCILLC products are not designed, intended, or authorized for use as components in systems intended for surgical implant into the body, or other applications intended to support or sustain life, or for any other application in which the failure of the SCILLC product could create a situation where personal injury or death may occur. Should Buyer purchase or use SCILLC products for any such unintended or unauthorized application, Buyer shall indemnify and hold SCILLC and its officers, employees, subsidiaries, affiliates, and distributors harmless against all claims, costs, damages, and expenses, and reasonable attorney fees arising out of, directly or indirectly, any claim of personal injury or death associated with such unintended or unauthorized use, even if such claim alleges that SCILLC was negligent regarding the design or manufacture of the part. SCILLC is an Equal Opportunity/Affirmative Action Employer. This literature is subject to all applicable copyright laws and is not for resale in any manner.

PUBLICATION ORDERING INFORMATION

LITERATURE FULFILLMENT:

Literature Distribution Center for ON Semiconductor
P.O. Box 5163, Denver, Colorado 80217 USA
Phone: 303-675-2175 or 800-344-3860 Toll Free USA/Canada
Fax: 303-675-2176 or 800-344-3867 Toll Free USA/Canada
Email: orderlit@onsemi.com

N. American Technical Support: 800-282-9855 Toll Free
USA/Canada
Europe, Middle East and Africa Technical Support:
Phone: 421 33 790 2910
Japan Customer Focus Center
Phone: 81-3-5817-1050

ON Semiconductor Website: www.onsemi.com

Order Literature: <http://www.onsemi.com/orderlit>

For additional information, please contact your local Sales Representative

Компания «Life Electronics» занимается поставками электронных компонентов импортного и отечественного производства от производителей и со складов крупных дистрибьюторов Европы, Америки и Азии.

С конца 2013 года компания активно расширяет линейку поставок компонентов по направлению коаксиальный кабель, кварцевые генераторы и конденсаторы (керамические, пленочные, электролитические), за счёт заключения дистрибьюторских договоров

Мы предлагаем:

- Конкуренспособные цены и скидки постоянным клиентам.
- Специальные условия для постоянных клиентов.
- Подбор аналогов.
- Поставку компонентов в любых объемах, удовлетворяющих вашим потребностям.
- Приемлемые сроки поставки, возможна ускоренная поставка.
- Доставку товара в любую точку России и стран СНГ.
- Комплексную поставку.
- Работу по проектам и поставку образцов.
- Формирование склада под заказчика.
- Сертификаты соответствия на поставляемую продукцию (по желанию клиента).
- Тестирование поставляемой продукции.
- Поставку компонентов, требующих военную и космическую приемку.
- Входной контроль качества.
- Наличие сертификата ISO.

В составе нашей компании организован Конструкторский отдел, призванный помогать разработчикам, и инженерам.

Конструкторский отдел помогает осуществить:

- Регистрацию проекта у производителя компонентов.
- Техническую поддержку проекта.
- Защиту от снятия компонента с производства.
- Оценку стоимости проекта по компонентам.
- Изготовление тестовой платы монтаж и пусконаладочные работы.



Тел: +7 (812) 336 43 04 (многоканальный)
Email: org@lifeelectronics.ru