

# 3M™ Serial Attached SCSI (SAS) Connector

Straddle Mount Plug

SBH Series



- 3.0 Gbps input/output connector for HDD
- Two contact mating levels for early-mate and late-break allows "blind mating" or "hot swap" applications
- Meets SFF-8482 Specification
- Meets SAS Specification, SAS-1.1
- RoHS\* compliant

Date Modified: June 21, 2006

TS-2179-01  
Sheet 1 of 3

---

## Physical

### Insulation

Material: High Temperature Thermoplastic  
Flammability: UL 94V-0  
Color: Black

### Contact

Material: Copper Alloy

### Plating

Underplating: 50 - 80  $\mu$ " [1.27 - 2.03  $\mu$ m] Nickel  
Wiping Area: 30 - 40  $\mu$ " [0.76 - 1.02  $\mu$ m] Gold  
Solder Tails: 100 - 200  $\mu$ " [2.54 - 5.08  $\mu$ m] Tin

**Marking** 3M Logo

---

## Electrical

**Current Rating:** Power Pin: 1.5 A  
Signal Pin: 500 mA

**Insulation Resistance:**  $10^3$  M $\Omega$  min.

**Withstanding Voltage:** 500 VAC at sea level

---

## Environmental

**Operating Temperature:** 0°C to +55°C

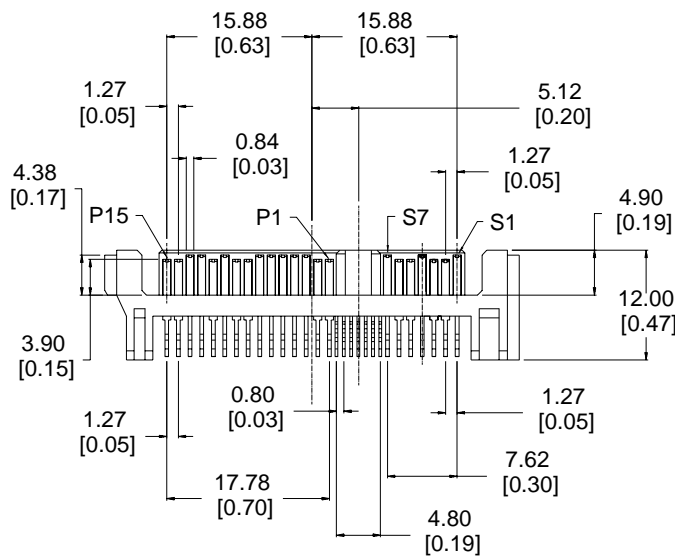
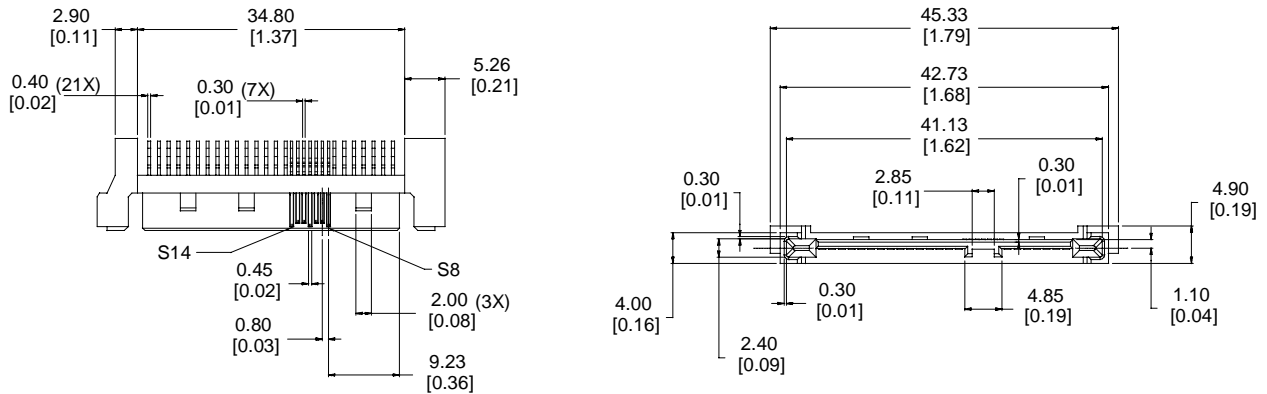
**Non-Operating Temperature:** -40°C to +85°C

\*RoHS = Directive 2002/95/EC, Restriction of the Use of Certain Hazardous Substances in Electrical and Electronic Equipment  
"RoHS compliant" means that the product or part does not contain any of the following substances in excess of the following maximum concentration values in any homogeneous material, unless the substance is in an application that is exempt under RoHS: (a) 0.1% (by weight) for lead, mercury, hexavalent chromium, polybrominated biphenyls or polybrominated diphenyl ethers; or (b) 0.01% (by weight) for cadmium. Unless otherwise stated by 3M in writing, this information represents 3M's knowledge and belief based upon information provided by third party suppliers to 3M.

# 3M™ Serial Attached SCSI (SAS) Connector

Straddle Mount Plug

SBH Series



## CONNECTOR PIN ASSIGNMENT

S1 - GROUND	S8 - GROUND	P1 - 3.3 V	P8 - 5 V
S2 - A +	S9 - A +	P2 - 3.3 V	P9 - 5 V
S3 - A -	S10 - A -	P3 - 3.3 V	P10 - GROUND
S4 - GROUND	S11 - GROUND	P4 - GROUND	P11 - GROUND
S5 - B -	S12 - B -	P5 - GROUND	P12 - GROUND
S6 - B +	S13 - B +	P6 - GROUND	P13 - 12 V
S7 - GROUND	S14 - GROUND	P7 - 5 V	P14 - 12 V
			P15 - 12 V

mm  
[Inch]

Tolerance Unless Noted			
	.0	.00	.000
mm	± .3	± .25	± .127

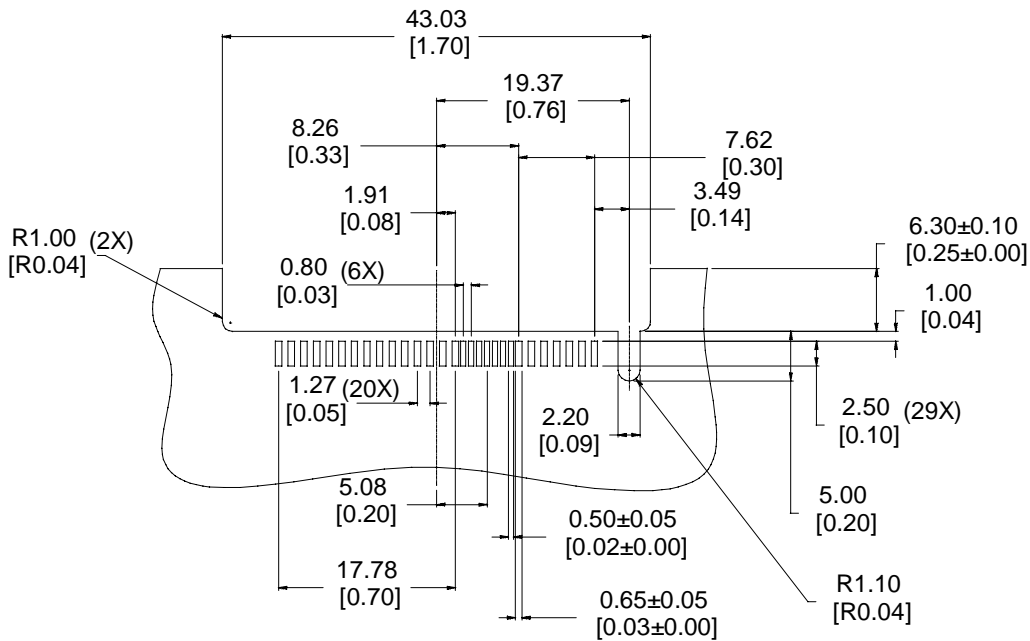
[ ] Dimensions for  
Reference only

TS-2179-01  
Sheet 2 of 3

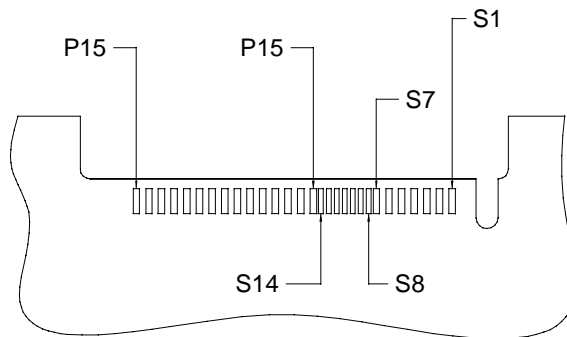
# 3M™ Serial Attached SCSI (SAS) Connector

Straddle Mount Plug

SBH Series



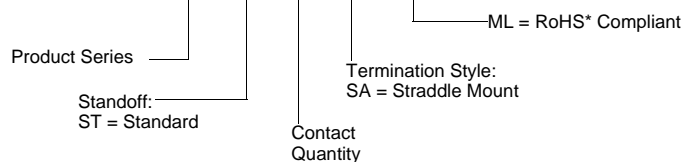
RECOMMENDED PCB MOUNTING  
RECOMMENDED BOARD THICKNESS 1mm [0.04]



PAD POSITIONS

## Ordering Information

### SBH-ST-29-SA-ML



TS-2179-01  
Sheet 3 of 3

## Important Notice

All statements, technical information, and recommendations related to 3M's products are based on information believed to be reliable, but the accuracy or completeness is not guaranteed. Before using this product, you must evaluate it and determine if it is suitable for your intended application. You assume all risks and liability associated with such use. Any statements related to the product which are not contained in 3M's current publications, or any contrary statements contained on your purchase order shall have no force or effect unless expressly agreed upon, in writing, by an authorized officer of 3M.



### 3M Electronics

6801 River Place Blvd.  
Austin, TX 78726-9000  
800/225-5373  
[www.3M.com/electronics](http://www.3M.com/electronics)

## Warranty; Limited Remedy; Limited Liability.

This product will be free from defects in material and manufacture for a period of 90 days from the time of purchase. **3M MAKES NO OTHER WARRANTIES INCLUDING, BUT NOT LIMITED TO, ANY IMPLIED WARRANTY OF MERCHANTABILITY OR FITNESS FOR A PARTICULAR PURPOSE.** If this product is defective within the warranty period stated above, your exclusive remedy shall be, at 3M's option, to replace or repair the 3M product or refund the purchase price of the 3M product. **Except where prohibited by law, 3M will not be liable for any indirect, special, incidental or consequential loss or damage arising from this 3M product, regardless of the legal theory asserted.**



Minimum 10%  
Post-Consumer Fiber

Printed in USA.

© 3M 2006

Компания «Life Electronics» занимается поставками электронных компонентов импортного и отечественного производства от производителей и со складов крупных дистрибьюторов Европы, Америки и Азии.

С конца 2013 года компания активно расширяет линейку поставок компонентов по направлению коаксиальный кабель, кварцевые генераторы и конденсаторы (керамические, пленочные, электролитические), за счёт заключения дистрибьюторских договоров

Мы предлагаем:

- Конкурентоспособные цены и скидки постоянным клиентам.
- Специальные условия для постоянных клиентов.
- Подбор аналогов.
- Поставку компонентов в любых объемах, удовлетворяющих вашим потребностям.
- Приемлемые сроки поставки, возможна ускоренная поставка.
- Доставку товара в любую точку России и стран СНГ.
- Комплексную поставку.
- Работу по проектам и поставку образцов.
- Формирование склада под заказчика.
- Сертификаты соответствия на поставляемую продукцию (по желанию клиента).
- Тестирование поставляемой продукции.
- Поставку компонентов, требующих военную и космическую приемку.
- Входной контроль качества.
- Наличие сертификата ISO.

В составе нашей компании организован Конструкторский отдел, призванный помогать разработчикам, и инженерам.

Конструкторский отдел помогает осуществить:

- Регистрацию проекта у производителя компонентов.
- Техническую поддержку проекта.
- Защиту от снятия компонента с производства.
- Оценку стоимости проекта по компонентам.
- Изготовление тестовой платы монтаж и пусконаладочные работы.



Тел: +7 (812) 336 43 04 (многоканальный)  
Email: [org@lifeelectronics.ru](mailto:org@lifeelectronics.ru)