

High Current Multilayer Ferrite Beads



MECHANICAL SPECIFICATIONS

Solderability: 90 % coverage after 5 s dip in 235 °C solder following 60 s preheat at 120 °C type R flux dip

Resistance to Solder Heat: 10 s in 260 °C solder, after preheat and flux per above

Terminal Strength: 0603: 0.3 kg (0.66 lbs), 0805: 0.6 kg (1.3 lbs), 1206: 1.0 kg (2.2 lbs), 1806: 1.0 kg (2.2 lbs), 1812: 1.5 kg (3.3 lbs) for 30 s

Beam Strength: 0603: 0.3 kg (0.66 lbs), 0805: 1.0 kg (2.2 lbs), 1206: 2.0 kg (4.4 lbs), 1806: 2.5 kg (5.5 lbs), 1812: 2.5 kg (5.5 lbs)

STANDARD ELECTRICAL SPECIFICATIONS

PART NUMBER	Z ± 25 % (Ω)	TEST FREQUENCY (MHz)	DCR MAX. (Ω)	RATED DC CURRENT (mA)
ILHB-0603	60	100	0.10	2000
	120	100	0.10	2000
ILHB-0805	30	100	0.015	6000
	60	100	0.03	3000
	90	100	0.025	5000
	120	100	0.03	5000
	250	100	0.04	3000
ILHB-1206	600	100	0.10	2000
	50	100	0.02	6000
	75	100	0.03	3000
	120	100	0.02	6000
ILHB-1806	500	100	0.06	2500
	600	100	0.10	2500
	60	100	0.02	6000
ILHB-1812	120	100	0.02	6000
	600	50	0.04	3000
	1300	60	0.05	3000

FEATURES

- High reliability
- Surface mountable (multiple case sizes)
- Current rating up to 6 A
- Magnetically self shielded
- Nickel barrier plating virtually eliminates silver migration
- Material categorization: For definitions of compliance please see www.vishay.com/doc?99912



RoHS
COMPLIANT
HALOGEN
FREE

ENVIRONMENTAL SPECIFICATIONS

Operating Temperature: - 55 °C to + 125 °C

Thermal Shock: 100 cycles, - 40 °C to + 125 °C

Biased Humidity: 85 % RH at 85 °C, 1000 h at full rated current

DIMENSIONS in inches [millimeters]

Dimensional Outline



SIZE	A	B	C	D
0603	0.06 ± 0.006 [1.6 ± 0.15]	0.03 ± 0.006 [0.8 ± 0.15]	0.03 ± 0.006 [0.8 ± 0.15]	0.012 ± 0.008 [0.30 ± 0.20]
0805	0.079 ± 0.008 [2.0 ± 0.20]	0.049 ± 0.008 [1.25 ± 0.20]	0.035 ± 0.008 [0.90 ± 0.20]	0.02 ± 0.012 [0.50 ± 0.30]
1206	0.126 ± 0.008 [3.2 ± 0.20]	0.063 ± 0.008 [1.6 ± 0.2]	0.043 ± 0.008 [1.1 ± 0.2]	0.020 ± 0.012 [0.50 ± 0.30]
1806	0.177 ± 0.010 [4.5 ± 0.25]	0.063 ± 0.008 [1.6 ± 0.2]	0.063 ± 0.008 [1.6 ± 0.2]	0.024 ± 0.016 [0.60 ± 0.40]
1812	0.177 ± 0.010 [4.5 ± 0.25]	0.126 ± 0.010 [3.2 ± 0.25]	0.060 ± 0.010 [1.5 ± 0.25]	0.024 ± 0.016 [0.60 ± 0.40]

DESCRIPTION

ILHB	1206	120	± 25 %	ER	e3
MODEL	SIZE	IMPEDANCE VALUE	IMPEDANCE TOLERANCE	PACKAGE CODE	JEDEC LEAD (Pb)-FREE STANDARD

GLOBAL PART NUMBER

I	L	H	B	1	2	0	6	E	R	1	2	1	V
PRODUCT FAMILY				SIZE				PACKAGE CODE		IMPEDANCE VALUE			IMPEDANCE TOLERANCE



TYPICAL CURVES (Frequency Characteristics of R, X, and Z)

ILHB-0603 60 Ω



ILHB-0603 120 Ω



ILHB-0805 30 Ω



ILHB-0805 60 Ω



ILHB-0805 90 Ω



ILHB-0805 120 Ω



ILHB-0805 250 Ω

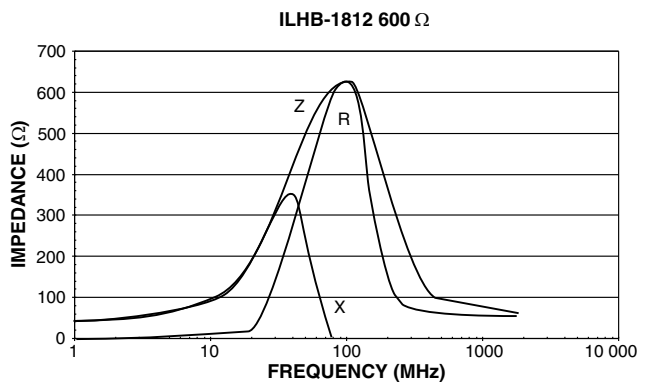
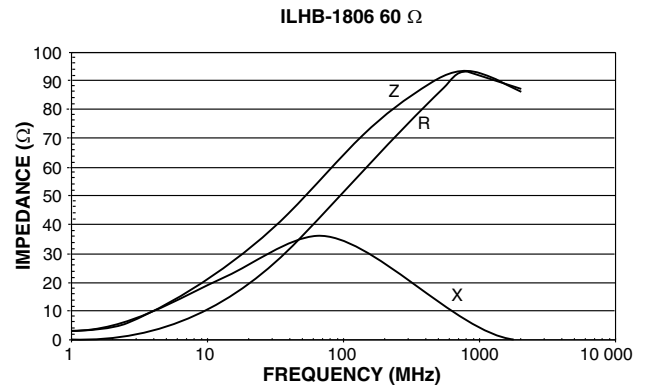
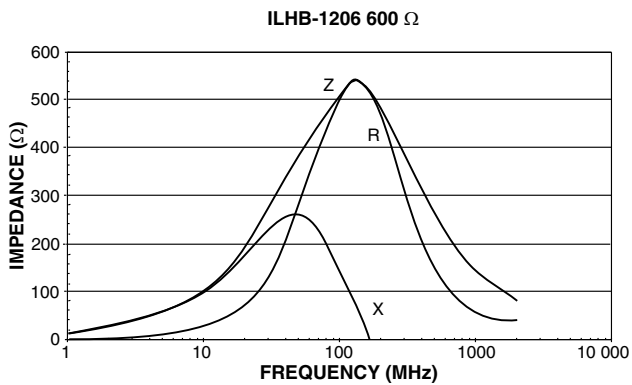
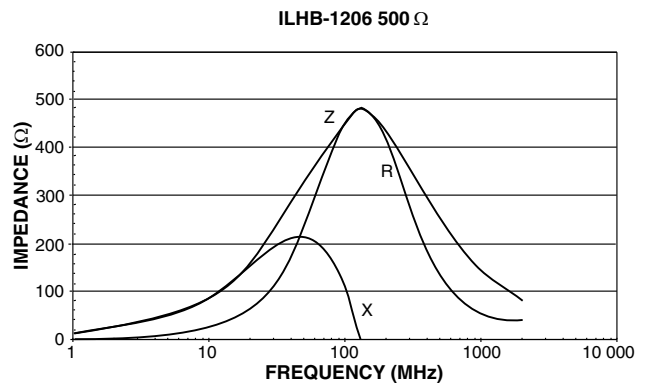
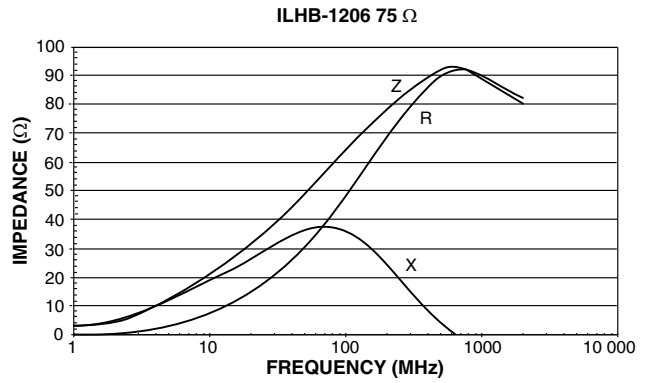
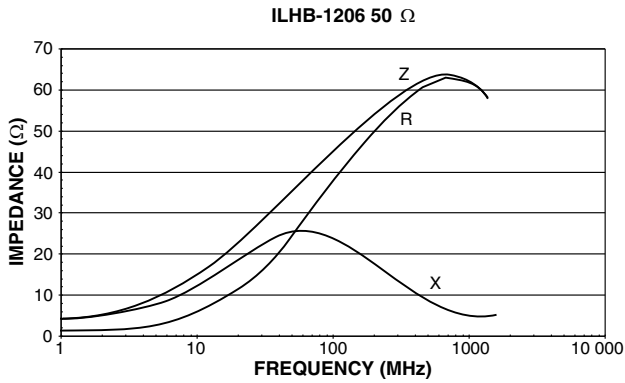


ILHB-0805 600 Ω





TYPICAL CURVES (Frequency Characteristics of R, X, and Z)



TYPICAL CURVES (Frequency Characteristics of R, X, and Z)





Disclaimer

ALL PRODUCT, PRODUCT SPECIFICATIONS AND DATA ARE SUBJECT TO CHANGE WITHOUT NOTICE TO IMPROVE RELIABILITY, FUNCTION OR DESIGN OR OTHERWISE.

Vishay Intertechnology, Inc., its affiliates, agents, and employees, and all persons acting on its or their behalf (collectively, "Vishay"), disclaim any and all liability for any errors, inaccuracies or incompleteness contained in any datasheet or in any other disclosure relating to any product.

Vishay makes no warranty, representation or guarantee regarding the suitability of the products for any particular purpose or the continuing production of any product. To the maximum extent permitted by applicable law, Vishay disclaims (i) any and all liability arising out of the application or use of any product, (ii) any and all liability, including without limitation special, consequential or incidental damages, and (iii) any and all implied warranties, including warranties of fitness for particular purpose, non-infringement and merchantability.

Statements regarding the suitability of products for certain types of applications are based on Vishay's knowledge of typical requirements that are often placed on Vishay products in generic applications. Such statements are not binding statements about the suitability of products for a particular application. It is the customer's responsibility to validate that a particular product with the properties described in the product specification is suitable for use in a particular application. Parameters provided in datasheets and/or specifications may vary in different applications and performance may vary over time. All operating parameters, including typical parameters, must be validated for each customer application by the customer's technical experts. Product specifications do not expand or otherwise modify Vishay's terms and conditions of purchase, including but not limited to the warranty expressed therein.

Except as expressly indicated in writing, Vishay products are not designed for use in medical, life-saving, or life-sustaining applications or for any other application in which the failure of the Vishay product could result in personal injury or death. Customers using or selling Vishay products not expressly indicated for use in such applications do so at their own risk. Please contact authorized Vishay personnel to obtain written terms and conditions regarding products designed for such applications.

No license, express or implied, by estoppel or otherwise, to any intellectual property rights is granted by this document or by any conduct of Vishay. Product names and markings noted herein may be trademarks of their respective owners.

Material Category Policy

Vishay Intertechnology, Inc. hereby certifies that all its products that are identified as RoHS-Compliant fulfill the definitions and restrictions defined under Directive 2011/65/EU of The European Parliament and of the Council of June 8, 2011 on the restriction of the use of certain hazardous substances in electrical and electronic equipment (EEE) - recast, unless otherwise specified as non-compliant.

Please note that some Vishay documentation may still make reference to RoHS Directive 2002/95/EC. We confirm that all the products identified as being compliant to Directive 2002/95/EC conform to Directive 2011/65/EU.

Vishay Intertechnology, Inc. hereby certifies that all its products that are identified as Halogen-Free follow Halogen-Free requirements as per JEDEC JS709A standards. Please note that some Vishay documentation may still make reference to the IEC 61249-2-21 definition. We confirm that all the products identified as being compliant to IEC 61249-2-21 conform to JEDEC JS709A standards.

Компания «Life Electronics» занимается поставками электронных компонентов импортного и отечественного производства от производителей и со складов крупных дистрибьюторов Европы, Америки и Азии.

С конца 2013 года компания активно расширяет линейку поставок компонентов по направлению коаксиальный кабель, кварцевые генераторы и конденсаторы (керамические, пленочные, электролитические), за счёт заключения дистрибьюторских договоров

Мы предлагаем:

- Конкурентоспособные цены и скидки постоянным клиентам.
- Специальные условия для постоянных клиентов.
- Подбор аналогов.
- Поставку компонентов в любых объемах, удовлетворяющих вашим потребностям.
- Приемлемые сроки поставки, возможна ускоренная поставка.
- Доставку товара в любую точку России и стран СНГ.
- Комплексную поставку.
- Работу по проектам и поставку образцов.
- Формирование склада под заказчика.
- Сертификаты соответствия на поставляемую продукцию (по желанию клиента).
- Тестирование поставляемой продукции.
- Поставку компонентов, требующих военную и космическую приемку.
- Входной контроль качества.
- Наличие сертификата ISO.

В составе нашей компании организован Конструкторский отдел, призванный помогать разработчикам, и инженерам.

Конструкторский отдел помогает осуществить:

- Регистрацию проекта у производителя компонентов.
- Техническую поддержку проекта.
- Защиту от снятия компонента с производства.
- Оценку стоимости проекта по компонентам.
- Изготовление тестовой платы монтаж и пусконаладочные работы.



Тел: +7 (812) 336 43 04 (многоканальный)
Email: org@lifeelectronics.ru