

Type SWS (6 positions)

With shock-safe fuseholder 5 x 20 mm, Series-parallel connections for panel mounting, set by screwdriver or coin. Solder terminals or quick connect terminals 2,8 x 0,5 mm



Typ SWS (6stufig)

Mit berührungssicherem G-Sich.-Halter 5 x 20 mm, Serie-Parallelschaltung, für Frontplattenmontage, mit Münze oder Schraubenzieher einstellbar. Lötanschlüsse oder Steckanschlüsse 2,8 x 0,5 mm



Standards / Normen

IEC/EN 61058-2-5, IEC/EN 60127-6, UL 508, CSA C 22.2/55

Patents / Patente

No. 4.072.385 (conc. fuseholder / betrifft G-Sicherungshalter)

Approvals / Approbationen

- SEMKO (6,3 A / 250 V) pending / ausstehend
- UL (6,3 A / 250 V)
- CSA (10 A / 250 V)

Order No. / Bestell-Nr.

See page 6 / Siehe Seite 6

Type SWP (6 positions)

Step switch for panel mounting set by screwdriver or coin. Solder terminals



Typ SWP (6stufig)

Stufenschaltung für Frontplattenmontage, mit Münze oder Schraubenzieher einstellbar. Lötanschlüsse



Standards / Normen

IEC/EN 61058-2-5, UL 508, CSA C 22.2/55

Approvals / Approbationen

- SEMKO (6,3 A / 250 V) pending / ausstehend
- UL (8 A / 250 V)
- CSA (10 A / 250 V)

Technical data:

- Rated voltage/current 6,3 A/250 V
- Material:
 - Socket: thermoplastic, black, UL 94V-0

Technische Daten

- Nennspannung/Nennstrom: 6,3 A/250 V
- Material:
 - Sockel: Thermoplast, schwarz, UL 94V-0

Other voltage markings see page 6 (min. order quantity 100 pieces) / Andere Spannungswerte siehe Seite 6 (Bestellmenge min. 100 Stück)

Additional technical data see page 7 / Zusätzliche technische Daten siehe Seite 7

VOLTAGE SELECTOR SWITCHES / SPANNUNGSWÄHLER

Selector charts for voltage selector legends

Auswahltabelle für bestehende Spannungswähler-Beschriftungen

Table / Tabelle 1
SWA – Series / Serien



| Order No. Panel mount / Solder terminals | Order No. PCB mount / Leiter- platten- montage | Legends (Position 1+2) | |
|---|---|-------------------------------|-------|
| | | 1 | 2 |
| Bestell-Nr. Front- montage Lötanschlüsse | Bestell-Nr. Leiter- platten- montage | Beschriftungen (Position 1+2) | |
| 0033.4501 | 0033.4601 | 110 | 220 |
| 0033.4502 | | 115 | 220 |
| 0033.4503 | 0033.4603 | 120 | 240 |
| 0033.4504 | 0033.4604 | 115 | 230 |
| 0033.4505 | | 220 | 240 |
| 0033.4508 | | 50 Hz | 60 Hz |
| 0033.4510 | | 230 | 240 |
| 0033.4513 | | LO | HI |
| 0033.4514 | | | |
| 0033.4515 | 0033.4615 | 120 | 230 |
| 0033.4518 | | 0 | 1 |
| | 0033.4619 | 100 | 230 |
| 0033.4521 | | A | Bv |
| 0033.4524 | | Test | run |

Table / Tabelle 2
SWM – Series / Serien



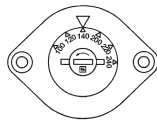
| Order No. Panel mount / Solder terminals | Order No. PCB mount / Leiter- platten- montage | Legends (Position 1-3) | | |
|---|---|-------------------------------|------|---------|
| | | 1 | 2 | 3 |
| Bestell-Nr. Front- montage Lötanschlüsse | Bestell-Nr. Leiter- platten- montage | Beschriftungen (Position 1-3) | | |
| 0033.4001 | | 110 | 150 | 220 |
| 0033.4002 | 0033.4202 | 110 | 220 | 240 |
| 0033.4003 | | 220 | 240 | |
| 0033.4004 | | 200 | 220 | 240 |
| 0033.4006 | | 220 | 240 | 250 |
| 0033.4008 | 0033.4208 | 100 | 115 | 230 |
| 0033.4011 | | 220 | 230 | 240 |
| 0033.4014 | 0033.4214 | | | |
| 0033.4019 | | 115 | 220 | 240 |
| 0033.4028 | | 220V | 230V | 240V |
| 0033.4032 | | 4 | 8 | 16 |
| 0033.4040 | | 100 | 110 | 230 |
| 0033.4044 | | 115 | 0 | 230 |
| 0033.4049 | | 230 | 240 | 250 |
| | 0033.4252 | 220-240 | 127 | 100-115 |
| | 0033.4254 | 230 | 0 | 200 |
| 0033.4055 | | 115V | 230V | 240V |
| 0033.4056 | | 1 | 2 | 3 |
| | 0033.4259 | 115 | 200 | 230 |
| 0033.4057 | | 100 | 120 | 230-240 |
| 0033.4062 | | 110 | | 230 |

Table / Tabelle 3
SWZ – Series / Serien



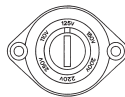
| Order No. Panel mount / Solder terminals | Order No. PCB mount / Leiter- platten- montage | Legends (Position 1-6) | | | | | |
|---|---|-------------------------------|-----|-----|---------|-----|---------|
| | | 1 | 2 | 3 | 4 | 5 | 6 |
| Bestell-Nr. Front- montage Lötanschlüsse | Bestell-Nr. Leiter- platten- montage | Beschriftungen (Position 1-6) | | | | | |
| 0033.3501 | 0033.3801 | 150 | 220 | 130 | 260 | 110 | 240 |
| 0033.3502 | | | 120 | 240 | 110 | | |
| 0033.3503 | | | 115 | 230 | | | |
| | 0033.3803 | 134 | 200 | 117 | 234 | 100 | 217 |
| 0033.3504 | 0033.3802 | 130 | 220 | 120 | 240 | 110 | 230 |
| | 0033.3804 | 127 | 200 | 115 | 240 | 100 | 220 |
| 0033.3505 | 0033.3805 | 140 | 200 | 120 | 240 | 100 | 220 |
| 0033.3510 | | 127 | 200 | 115 | 240 | 100 | 220 |
| | 0033.3812 | 100 | 240 | - | 220 | 120 | - |
| 0033.3514 | | | | | | | |
| | 0033.3815 | 120 | 220 | 100 | 240 | | |
| 0033.3518 | | | 220 | 130 | | 110 | 240 |
| | 0033.3819 | | 220 | | | 110 | 240 |
| 0033.3522 | | | | 110 | 220 | | |
| 0033.3527 | | 0 | 220 | 120 | 0 | 100 | 230 |
| 0033.3530 | | 100 | 240 | | 220 | 120 | |
| | 0033.3833 | 145 | 210 | 125 | 250 | 105 | 230 |
| | 0033.3837 | | 200 | 120 | 240 | 100 | 220 |
| 0033.3539 | | 130 | 200 | 115 | 230 | 100 | 215 |
| | 0033.3839 | 130 | 200 | 115 | 230 | 100 | 215 |
| | 0033.3843 | | | | | | |
| | 0033.3845 | | | 120 | 240 | 100 | 230 |
| | 0033.3846 | 120 | 220 | 115 | 230 | 110 | 225 |
| 0033.3547 | | | 200 | 120 | 240 | 100 | |
| 0033.3549 | | 100 | 0 | 117 | 220 | 100 | 240 |
| 0033.3553 | | 140 | 200 | 120 | 240 | 100 | 230 |
| 0033.3555 | | | | 120 | 240 | 100 | 220 |
| 0033.3558 | | 140 | 200 | 120 | 230/240 | 100 | 220/230 |
| 0033.3560 | | 127 | 220 | 115 | 240 | 110 | 230 |

Table / Tabelle 4
SWS – Series / Serien



| Order No. / Solder term./ Lötanschl. | Bestell-Nr. Quick con term./ Flachstecker | Legends / Beschriftungen (Pos. 1-6) | | | | | |
|--|---|-------------------------------------|-----|-----|-----|-----|-----|
| | | 1 | 2 | 3 | 4 | 5 | 6 |
| 0033.6001 | 0033.6101 | 150 | 220 | 130 | 260 | 110 | 240 |
| 0033.6003 | | | | 110 | 220 | | |
| 0033.6004 | 0033.6104 | 140 | 200 | 120 | 240 | 100 | 220 |
| 0033.6006 | | 130 | 220 | 120 | 240 | 110 | 230 |
| 0033.6009 | | 127 | 200 | 115 | 240 | 100 | 220 |
| 0033.6015 | | | 120 | 240 | 100 | 220 | |
| 0033.6016 | | | 220 | 120 | | 240 | |
| 0033.6019 | | | 200 | 120 | 240 | 100 | 220 |
| 0033.6022 | 0033.6122 | | 220 | 120 | | 100 | 240 |
| 0033.6024 | | 130 | 200 | 115 | 230 | 100 | 220 |
| 0033.6026 | | 120 | 220 | | | 100 | 240 |
| | 0033.6127 | | 240 | 100 | | 120 | 220 |
| 0033.6030 | | | 200 | 115 | 230 | 100 | 215 |
| 0033.6031 | | | 220 | | | 110 | 240 |

Table / Tabelle 5
SWP – Series / Serien



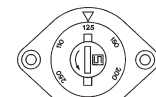
| Order No. / Bestell-Nr. | Legends / Beschriftungen (Pos. 1-6) | | | | | |
|----------------------------|-------------------------------------|------|------|------|------|------|
| | 1 | 2 | 3 | 4 | 5 | 6 |
| 0033.1101 | 110V | 125V | 145V | 160V | 220V | 250V |
| 0033.1104 | | | | | | |
| 0033.1108 | A00L | A51L | AZ1L | | 220V | 240V |
| 0033.1109 | 100V | 115V | 120V | 220V | 240V | |
| 0033.1110 | 100V | 115V | 200V | 220V | 230V | 240V |
| 0033.1113 | 100V | 115V | 125V | 200V | 220V | 240V |
| 0033.1118 | | 100V | 115V | 220V | 240V | |
| 0033.1119 | 100V | 110V | 120V | 200V | 220V | 240V |
| 0033.1120 | 100V | 110V | 220V | 240V | | |
| 0033.1125 | 110V | 115V | 130V | 200V | 230V | |
| 0033.1127 | 100V | 120V | 200V | 220V | 230V | 240V |
| 0033.1128 | 100V | 110V | 120V | 127V | 220V | 240V |
| 0033.1130 | 100V | 110V | 120V | 125V | 230V | 240V |
| 0033.1133 | 4 Ω | 8 Ω | 16 Ω | | | |
| 0033.1134 | 110V | 220V | 230V | | | |
| 0033.1135 | 100 | 120 | 200 | 230 | 0 | 0 |
| 0033.1136 | 100 | 120 | 200 | 208 | 230 | 0 |
| 0033.1137 | 100 | 115 | 230 | 240 | | |
| 0033.1140 | 1 | 2 | 3 | 4 | 5 | 0 |

Table / Tabelle 6
SWG – Series / Serien



| Order No. / Bestell-Nr. | Legends / Beschriftungen (Position 1-6) | | | | | |
|----------------------------|---|------|------|------|------|------|
| | 1 | 2 | 3 | 4 | 5 | 6 |
| 0033.2500 | 110 | 125 | 150 | 200 | 220 | 250 |
| 0033.2506 | 208 | 220 | 240 | | | |
| 0033.2507 | 100 | 110 | 120 | 200 | 220 | 240 |
| 0033.2510 | 100 | 115 | 220 | 230 | 240 | |
| 0033.2511 | 200V | 208V | 220V | 230V | 240V | NC |
| 0033.2512 | 100V | 120V | 200V | 220V | 240V | |
| 0033.2514 | | | | | | |
| 0033.2517 | 240V | 230V | 220V | 208V | 115V | 100V |
| 0033.2520 | 100 | 115 | 220 | 240 | | |

Table / Tabelle 7
SWK – Series / Serien



| Order No. / Bestell-Nr. | Legends / Beschriftungen (Position 1-6) | | | | | |
|----------------------------|---|------|------|------|------|------|
| | 1 | 2 | 3 | 4 | 5 | 6 |
| 0033.1500 | 110 | 125 | 150 | 200 | 220 | 250 |
| 0033.1502 | | | | 220 | 230 | 240 |
| 0033.1504 | 100 | 110 | 120 | 200 | 220 | 240 |
| 0033.1510 | 1 | 2 | 3 | 4 | 5 | 6 |
| 0033.1511 | 100 | 110 | 120 | 220 | 230 | 240 |
| 0033.1513 | 200 | 208 | 220 | 230 | 240 | |
| 0033.1514 | | | | | | |
| 0033.1515 | 110 | 130 | 220 | 240 | | |
| 0033.1517 | 100 | 120 | 220 | 240 | | |
| 0033.1518 | | 100 | 120 | 220 | 240 | |
| 0033.1520 | 100 | 115 | 220 | 240 | | |
| 0033.1523 | 100V | 120V | 200V | 220V | 230V | 240V |
| 0033.1525 | 200 | 220 | 230 | 240 | 250 | |

Fuse Cap FEU has to be ordered separately:
Sicherungskopf FEU muss separat bestellt werden:
0031.1663 for fuse 5 x 20 mm
0031.1661 for fuse 6.3 x 32 mm

**No articles from stock, minimum order quantity 100 pieces /
Keine Lagerartikel, Bestellmenge min. 100 Stück**

VOLTAGE SELECTOR SWITCHES / SPANNUNGSWÄHLER

| Type / Typ |  |  |  |  |  |  |  |  |  |  |
|--|---|---|---|---|---|--|---|---|---|---|
| Page / Seite | 1 | 1 | 2 | 2 | 3 | 3 | 4 | 4 | 5 | 5 |
| SEMKO-Approval: pending / Zulassung: ausstehend |  6,3A/250V 50Hz |  6,3A/250V 50Hz |  6,3A/250V 50Hz |  6,3A/250V 50Hz |  6,3A/250V 50Hz |  6,3 A/250 V 50Hz |  6,3A/250V 50Hz |  6,3A/250V 50Hz |  6,3A/250V 50Hz |  6,3A/250V 50Hz |
| UL-Recognition |  6,3A/250V 60Hz |  6,3A/250V 60Hz |  10 A/250V 60Hz |  10 A/250V 60Hz |  10 A/250V 60Hz |  10 A/250V 60Hz |  10 A/250V 60Hz |  10 A/250V 60Hz |  6,3A/250V 60Hz |  6,3A/250V 60Hz |
| CSA-Certification |  6,3A/250V 60Hz |  6,3A/250V 60Hz |  6,3A/250V 60Hz |  6,3A/250V 60Hz |  6,3A/250V 60Hz |  8 A/250V 60Hz |  10 A/250V 60Hz |  10 A/250V 60Hz |  10 A/250V 60Hz |  10 A/250V 60Hz |
| Panel mounting / Frontplattenmontage | • | | • | | • | • | • | | • | • |
| PCB mounting / Leiterplattenmontage | | • | | • | | | | • | | |
| Shock-safe fuseholder for 5 x 20 mm fuse-links / Berührungssicherer G-Sicherungs- halter für 5 x 20 mm G-Sich.einsätze | | | | | • | | | | • | • |
| Shock-safe fuseholder for 6,3 x 32 mm (1/4" x 1 1/4") fuse-links Berührungssicherer G-Sicherungsh. für 6,3 x 32 mm G-Sich.einsätze | | | | | | | | | | • |
| Solder terminals / Lötanschlüsse | • | | • | | • | • | • | | • | • |
| Quick connect terminals / Steckanschlüsse 2,8 x 0,5 mm | | | | | • | | | | | |
| Number of different voltages / Anzahl möglicher Spannungen | 2 | 2 | 6 | 6 | 6 | 6 | 3 | 3 | 6 | 6 |
| Operating cycles / Anzahl Schaltzyklen | 300 | 300 | 300 | 300 | 300 | 300 | 300 | 300 | 300 | 300 |
| Insulation resist. at 500 V DC/1 Min. / Isolationswiderst. bei 500 V DC/1 Min. | > 10 ⁴ MΩ | > 10 ⁴ MΩ | > 10 ⁴ MΩ | > 10 ³ MΩ | > 10 ⁴ MΩ | > 10 ³ MΩ | > 10 ⁴ MΩ | > 10 ⁴ MΩ | > 10 ⁴ MΩ | > 10 ⁴ MΩ |
| Contact-resistance / Durchgangswiderstand | < 10 mΩ | < 10 mΩ | < 10 mΩ | < 10 mΩ | < 10 mΩ | < 10 mΩ | < 10 mΩ | < 10 mΩ | < 10 mΩ | < 10 mΩ |
| Dielectric strenght between metal mounting plate and live parts 50 Hz, 1 Min. / Spannungsfestigkeit zwischen Me- tallmontageplatte und unter Span- nung stehenden Teilen 50 Hz, 1 Min. | >4 kV | >4 kV | >4 kV | >4 kV | >4 kV | >4 kV | >4 kV | >4 kV | >4 kV | >4 kV |
| Dielectric strenght between live parts of different potentials 50 Hz, 1 Min. / Spannungsfestigkeit zwischen unter Spannung stehenden Teilen mit un- terschiedlichem Potential 50 Hz, 1 Min. | >2 kV | >2 kV | >2 kV | >2 kV | >2 kV | >2,5 kV | >2 kV | >2 kV | >2 kV | >2 kV |
| Clearance and creepage distances / Kriech- und Luftstrecken | > 3 mm | > 3 mm | > 3 mm | > 3 mm | > 3 mm | > 5 mm | > 3 mm | > 3 mm | > 3 mm | > 3 mm |
| Temperature (+55 °C for accessible parts only) / Temperaturbereich (+55 °C für leicht zugängliche Teile) | -40 °C ÷ +85 °C | -40 °C ÷ +85 °C | -40 °C ÷ +85 °C | -40 °C ÷ +85 °C | -40 °C ÷ +70 °C | -40 °C ÷ +85 °C | -40 °C ÷ +85 °C | -40 °C ÷ +85 °C | -40 °C ÷ +85 °C | -40 °C ÷ +70 °C |
| Protection class II: / Schutzklasse II: IEC 61140 | • | • | • | • | • | | • | • | • | • |
| Shocksafe category: / Berührungsschutz Kategorie | | | | | PC 2 | | | | PC 2 | PC 2 |
| Step switch / Stufenschaltung | | | | | | • | • | • | • | • |
| Series-parallel connections / Serie-Parallelschaltung | • | • | • | • | • | | | | | |

Компания «Life Electronics» занимается поставками электронных компонентов импортного и отечественного производства от производителей и со складов крупных дистрибьюторов Европы, Америки и Азии.

С конца 2013 года компания активно расширяет линейку поставок компонентов по направлению коаксиальный кабель, кварцевые генераторы и конденсаторы (керамические, пленочные, электролитические), за счёт заключения дистрибьюторских договоров

Мы предлагаем:

- Конкуренспособные цены и скидки постоянным клиентам.
- Специальные условия для постоянных клиентов.
- Подбор аналогов.
- Поставку компонентов в любых объемах, удовлетворяющих вашим потребностям.
- Приемлемые сроки поставки, возможна ускоренная поставка.
- Доставку товара в любую точку России и стран СНГ.
- Комплексную поставку.
- Работу по проектам и поставку образцов.
- Формирование склада под заказчика.
- Сертификаты соответствия на поставляемую продукцию (по желанию клиента).
- Тестирование поставляемой продукции.
- Поставку компонентов, требующих военную и космическую приемку.
- Входной контроль качества.
- Наличие сертификата ISO.

В составе нашей компании организован Конструкторский отдел, призванный помогать разработчикам, и инженерам.

Конструкторский отдел помогает осуществить:

- Регистрацию проекта у производителя компонентов.
- Техническую поддержку проекта.
- Защиту от снятия компонента с производства.
- Оценку стоимости проекта по компонентам.
- Изготовление тестовой платы монтаж и пусконаладочные работы.



Тел: +7 (812) 336 43 04 (многоканальный)

Email: org@lifeelectronics.ru