

# 3M™ Mini D Ribbon (MDR) Cable Assembly

.050" High Speed Digital Data Transmission System - 20 to 26 Pos. 14520-EZDB-XXX-0EC



- Supports VESA™ DFP standard for 20 position MDR at host and DISM standard for 26 position at LCD monitor
- Signal protection with each differential twin-ax pair has a foil shield and drain wire
- Entire cable bundle is shielded with foil and braid for additional signal protection
- Rugged MDR ribbon type contact
- Quick release latches
- RoHS\* compliant

Date Modified: May 22, 2006

TS-0883-10  
Sheet 1 of 3

## Physical

### Connector Contact Plating

Wiping Area: 30  $\mu$ " [0.76 $\mu$ m] Min. Gold

### Shell

Color: Beige

Material: Acrylonitrile Butadiene Styrene (ABS)

### Cable

Color: Beige

Jacket Material: Polyvinyl Chloride (PVC)

Flammability: AWM VW-1

## Electrical

**Voltage Rating:** 30 V

**Current Rating:** 1 A

**Insulation Resistance:**  $> 1 \times 10^8 \Omega$  at 100 VDC

**Withstanding Voltage:** 350 Vrms for 1 minute

### Individually Shielded Twisted Pairs

**Characteristic Impedance:**  $100 \pm 10 \Omega$

**Conductor Size:** 28 AWG Stranded

**Propagation Velocity:** 1.25 ns/ft [4.1 ns/m]

## Environmental

**Temperature Rating:** -20°C to +75°C

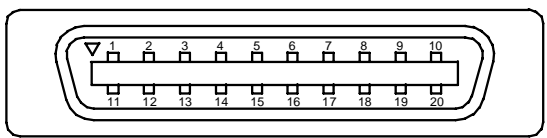
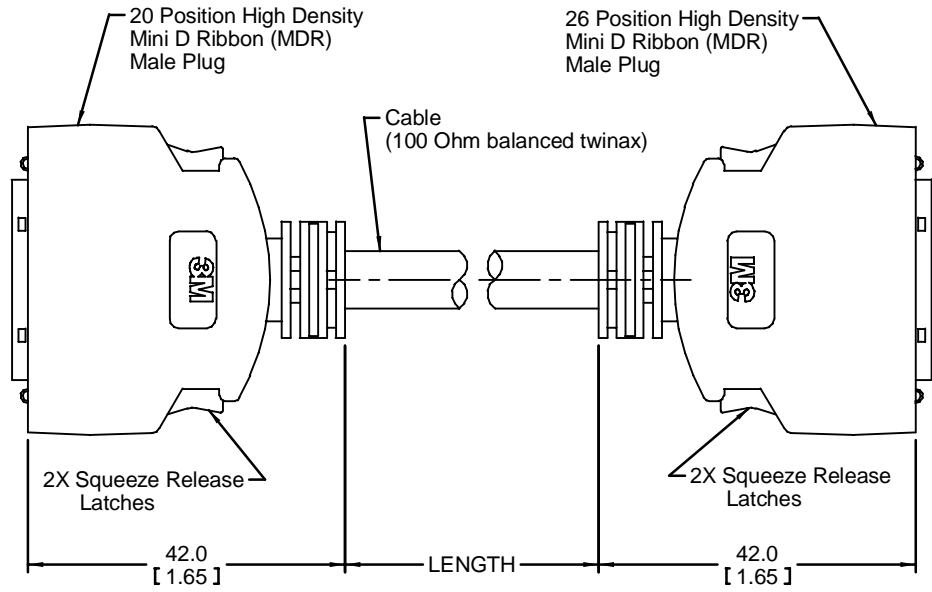
"RoHS compliant" means that the product or part does not contain any of the following substances in excess of the following maximum concentration values in any homogeneous material, unless the substance is in an application that is exempt under RoHS: (a) 0.1% (by weight) for lead, mercury, hexavalent chromium, polybrominated biphenyls or polybrominated diphenyl ethers; or (b) 0.01% (by weight) for cadmium. Unless otherwise stated by 3M in writing, this information represents 3M's knowledge and belief based upon information provided by third party suppliers to 3M.

UL File No.: E86982

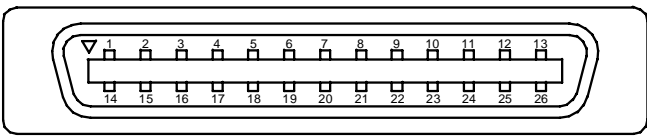
"Vesa" is a trademark of Video Electronics Standards Association Corporation.

# 3M™ Mini D Ribbon (MDR) Cable Assembly

.050" High Speed Digital Data Transmission System - 20 to 26 Pos. 14520-EZDB-XXX-0EC



MDR 20 Position Plug



MDR 26 Position Plug



mm  
[Inch]

Tolerance Unless Noted		
	0.0	0.00
mm	±.1	±.10

[ ] Dimensions for Reference only

## Ordering Information

**14520-EZDB-XXX-0EC**

Length: \_\_\_\_\_  
 100 = 1 meters  
 200 = 2 meters  
 300 = 3 meters  
 500 = 5 meters  
 A00 = 10 meters

TS-0883-10  
Sheet 2 of 3

# 3M™ Mini D Ribbon (MDR) Cable Assembly

.050" High Speed Digital Data Transmission System - 20 to 26 Pos. 14520-EZDB-XXX-0EC

## MDR-DFP 20 to 26 Position, Pinout P26-20 (Rev. 2.1)

### DFP Transmitter, Tx (Host)

### P26-7 Receiver, Rx (Monitor)

Pin Number	Signal		Pin Number	Signal
1	Tx 1+		1	DDC gnd
2	Tx 1-		2	Rx Clk shld
3	Tx 1 shld		3	DDC +5 Vdc
4	Tx Clk shld		4	Rx 0-
5	Tx Clk +		5	Rx 0+
6	Tlk Clk -		6	NC
7	DDC gnd		7	NC
8	DDC +5 Vdc		8	NC
9	NC		9	DDC/SDA
10	NC		10	Rx 1 shld
11	Tx 2+		11	NC
12	Tx 2-		12	Rx 2-
13	Tx 2 shld		13	Rx 2+
14	Tx 0 shld		14	Rx Clk-
15	Tx 0+		15	Rx Clk+
16	Tx 0-		16	NC
17	NC		17	Rx 0 shld
18	sense		18	DDC/SCL
19	DDC/SDA		19	NC
20	DDC/SCL		20	NC
			21	NC
			22	Rx 1-
			23	Rx 1+
			24	sense
			25	Rx 2 shld
			26	NC

TS-0883-10  
Sheet 3 of 3

## Important Notice

All statements, technical information, and recommendations related to 3M's products are based on information believed to be reliable, but the accuracy or completeness is not guaranteed. Before using this product, you must evaluate it and determine if it is suitable for your intended application. You assume all risks and liability associated with such use. Any statements related to the product which are not contained in 3M's current publications, or any contrary statements contained on your purchase order shall have no force or effect unless expressly agreed upon, in writing, by an authorized officer of 3M.



### 3M Electronics

6801 River Place Blvd.  
Austin, TX 78726-9000  
800/225-5373  
[www.3M.com/electronics](http://www.3M.com/electronics)

## Warranty; Limited Remedy; Limited Liability.

This product will be free from defects in material and manufacture for a period of one (1) year from the time of purchase. **3M MAKES NO OTHER WARRANTIES INCLUDING, BUT NOT LIMITED TO, ANY IMPLIED WARRANTY OF MERCHANTABILITY OR FITNESS FOR A PARTICULAR PURPOSE.** If this product is defective within the warranty period stated above, your exclusive remedy shall be, at 3M's option, to replace or repair the 3M product or refund the purchase price of the 3M product. **Except where prohibited by law, 3M will not be liable for any indirect, special, incidental or consequential loss or damage arising from this 3M product, regardless of the legal theory asserted.**



Minimum 10%  
Post-Consumer Fiber

Printed in USA.

© 3M 2006

Компания «Life Electronics» занимается поставками электронных компонентов импортного и отечественного производства от производителей и со складов крупных дистрибьюторов Европы, Америки и Азии.

С конца 2013 года компания активно расширяет линейку поставок компонентов по направлению коаксиальный кабель, кварцевые генераторы и конденсаторы (керамические, пленочные, электролитические), за счёт заключения дистрибьюторских договоров

Мы предлагаем:

- Конкурентоспособные цены и скидки постоянным клиентам.
- Специальные условия для постоянных клиентов.
- Подбор аналогов.
- Поставку компонентов в любых объемах, удовлетворяющих вашим потребностям.
- Приемлемые сроки поставки, возможна ускоренная поставка.
- Доставку товара в любую точку России и стран СНГ.
- Комплексную поставку.
- Работу по проектам и поставку образцов.
- Формирование склада под заказчика.
- Сертификаты соответствия на поставляемую продукцию (по желанию клиента).
- Тестирование поставляемой продукции.
- Поставку компонентов, требующих военную и космическую приемку.
- Входной контроль качества.
- Наличие сертификата ISO.

В составе нашей компании организован Конструкторский отдел, призванный помогать разработчикам, и инженерам.

Конструкторский отдел помогает осуществить:

- Регистрацию проекта у производителя компонентов.
- Техническую поддержку проекта.
- Защиту от снятия компонента с производства.
- Оценку стоимости проекта по компонентам.
- Изготовление тестовой платы монтаж и пусконаладочные работы.



Тел: +7 (812) 336 43 04 (многоканальный)

Email: [org@lifeelectronics.ru](mailto:org@lifeelectronics.ru)