

MATERIAL (RoHS COMPLIANT):

CAGE:  
COPPER ALLOY

PLATING:(SEE PART NUMBER FOR OPTION)

OPTION1:100μ" [2.54 μm] MIN. BRIGHT TIN PLATING OVER 50 μ" (1.27 μm) MIN. NICKEL UNDER PLATING. (BRIGHT TIN SOLDER TEMPERATURE 230°C MAX.).

OPTION3: 100μ" [2.54 μm] MIN. MATTE TIN PLATING OVER 50 μ" (1.27 μm) MIN. NICKEL UNDER PLATING.(MATTE TIN

SOLDER TEMPRETURE 245°C MAX. IN 10 SECONDS OF PEAK TIME, )

DUST COVER  
THERMOPLASTIC, COLOR BLACK.

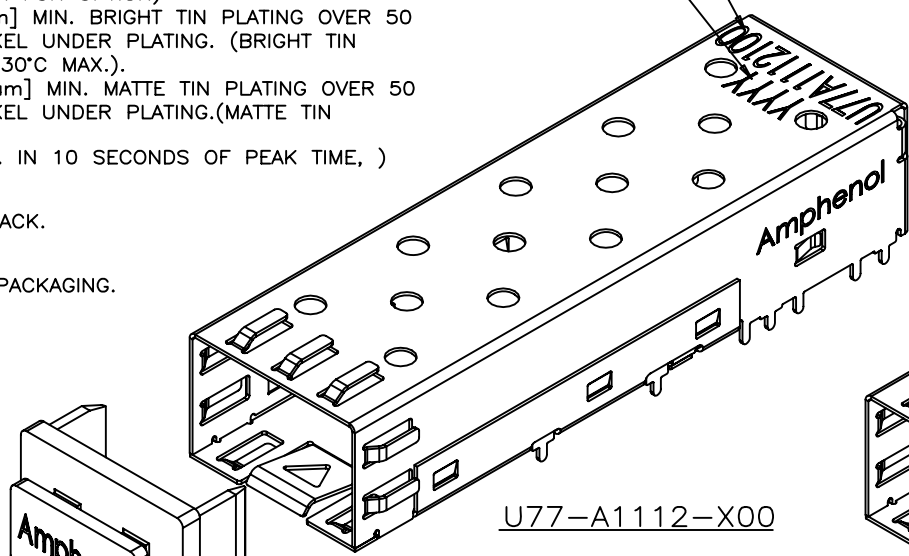
PACKAGING:  
TAPE AND REEL OR TRAY PACKAGING.

TEMPERATURE RANGE:  
-40°C TO +85°C

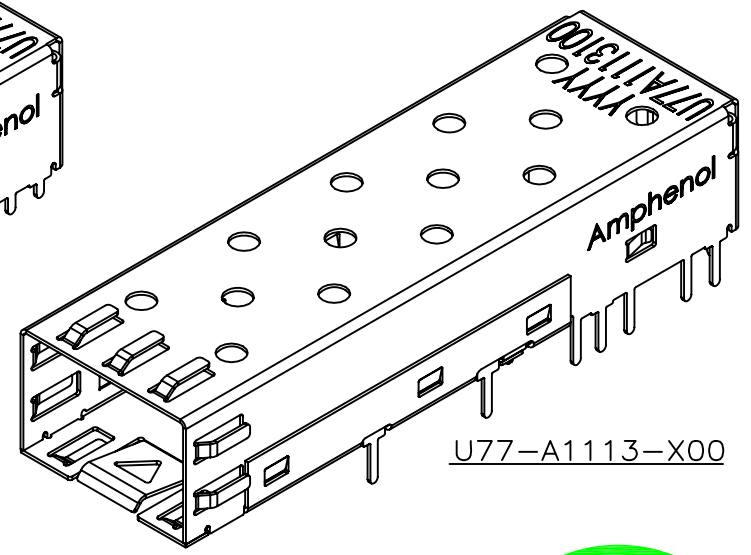
PART NUMBER  
(P/N DOES NOT INCLUDE PACKAGING  
TYPE AND DUST COVER OPTION)

DATE CODE

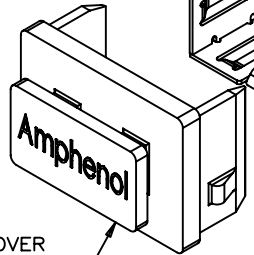
REVISIONS			
SYM	ZONE	ECN, ERN NO.	DATE APPRD.
D		UPDATED	2006/03/01
E		MATTE TIN PLATING OPTION ADDED	2007/07/29 J.SI
F		PACKAGING DETAILS ADDED	AUG14/07 A.G.



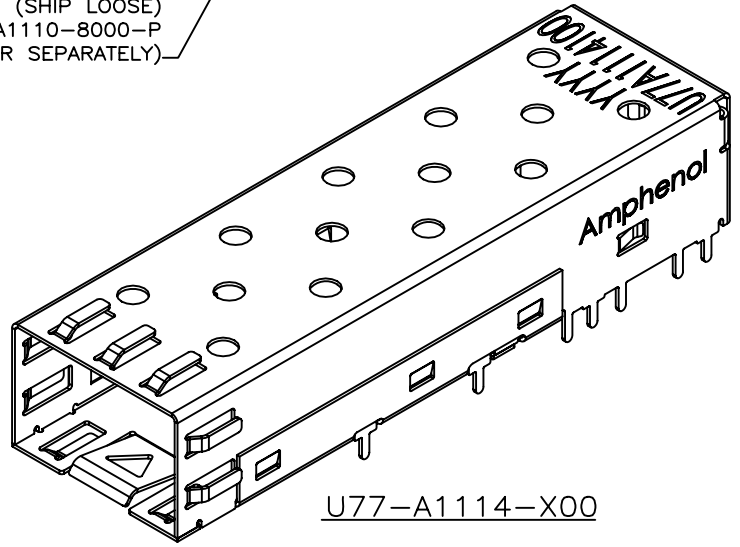
U77-A1112-X00



U77-A1113-X00



OPTIONAL DUST COVER  
(SHIP LOOSE)  
P/N U77-A1110-8000-P  
(IF ORDER SEPARATELY)



U77-A1114-X00



AMPHENOL PART NUMBER CONFIGURATION

U77 - A 1 1 1 X - X X 0 X

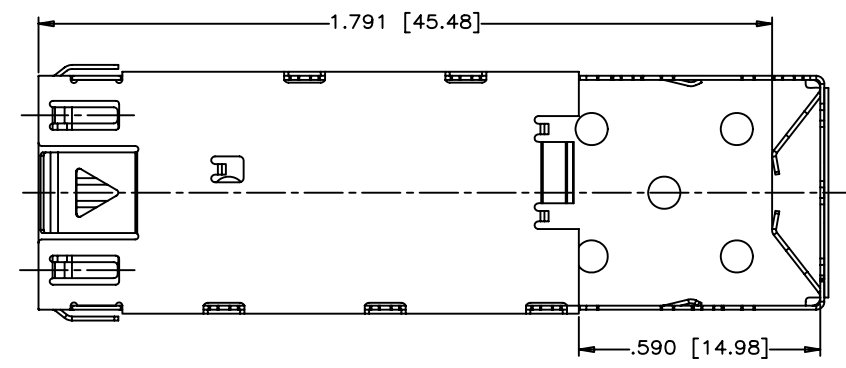
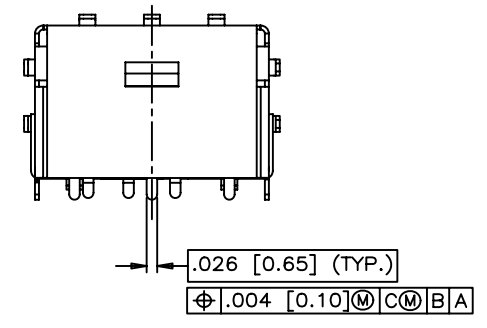
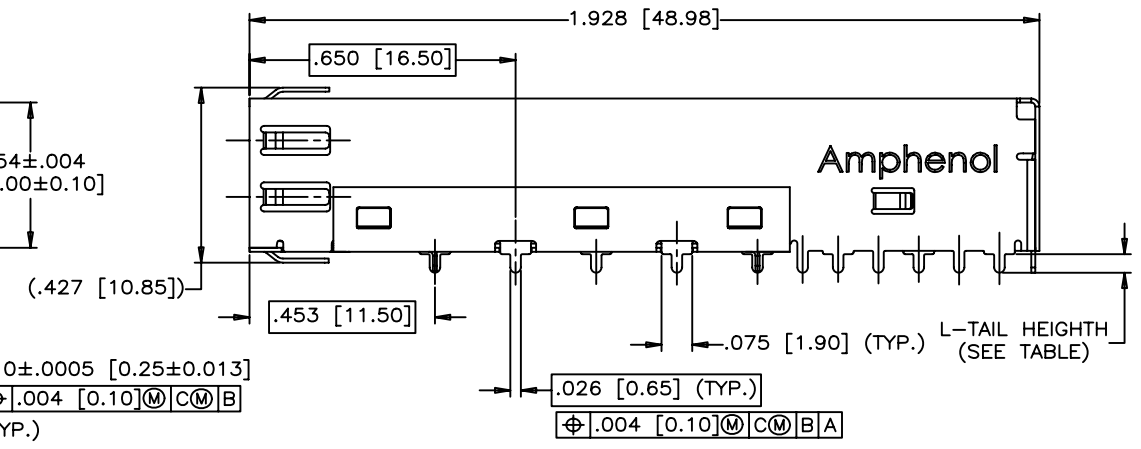
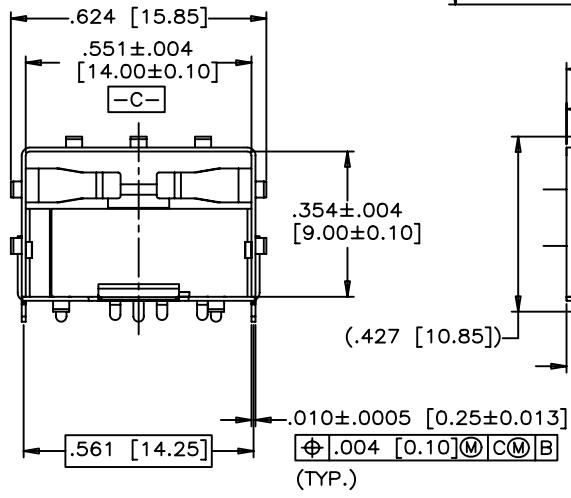
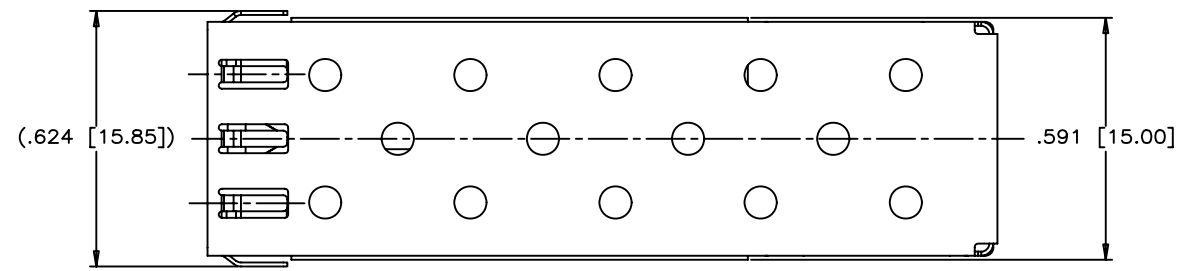
- SOLDER TAIL HEIGHT**
  - 2 = 1.2 mm (20 SOLDER PINS)
  - 3 = 3.2 mm (20 SOLDER PINS)
  - 4 = 1.8 mm (20 SOLDER PINS)
- PLATING**
  - 1 = BRIGHT TIN PLATING
  - 3 = MATTE TIN PLATING
- OPTIONAL DUST COVER**
  - 0 = NO DUST COVER
  - D = WITH DUST COVER (SHIP LOOSE)
- PACKAGING**
  - 1 = TRAY PACKAGING (SEE PAGE 5 FOR DETAILS)
  - T = TAPE & REEL PACKAGING (STANDARD CAGE ORIENTATION) (SEE PAGE 6 FOR DETAILS)
  - R = TAPE & REEL PACKAGING (REVERSED CAGE ORIENTATION) (SEE PAGE 7 FOR DETAILS)

DRAWN	J.SI	DATE	2006/02/23
DESIGNED	J.SI	DATE	2006/02/23
CHECKED	X		X
DWG. APPRD.			
ENG. REL. NO.			
REF.	X		
DIMENSIONS ARE IN	CODE ID. NO.		
INCHES (mm)	03554		

Amphenol Canada Corp.		
TITLE		
SFP SINGLE CAGE WITH SOLDER PINS		
DWG	DRAWING NO.	REV.
A	P-U77-A111X-XX0X	F
SCALE	WT.	SURF.
2:1		
		SHEET 1 OF 7

THIS DOCUMENT CONTAINS PROPRIETARY INFORMATION AND SUCH INFORMATION MAY NOT BE DISCLOSED TO OTHERS FOR ANY PURPOSE OR USED FOR MANUFACTURING PURPOSES WITHOUT WRITTEN PERMISSION FROM AMPHENOL CANADA CORP.

REVISIONS				
SYM	ZONE	ECN, ERN NO.	DATE	APPRD.
D		UPDATED	2006/03/01	
E		MATTE TIN PLATING OPTION ADDED	2007/07/29	J.SI
F		PACKAGING DETAILS ADDED	AUG14/07	A.G.



TABLE

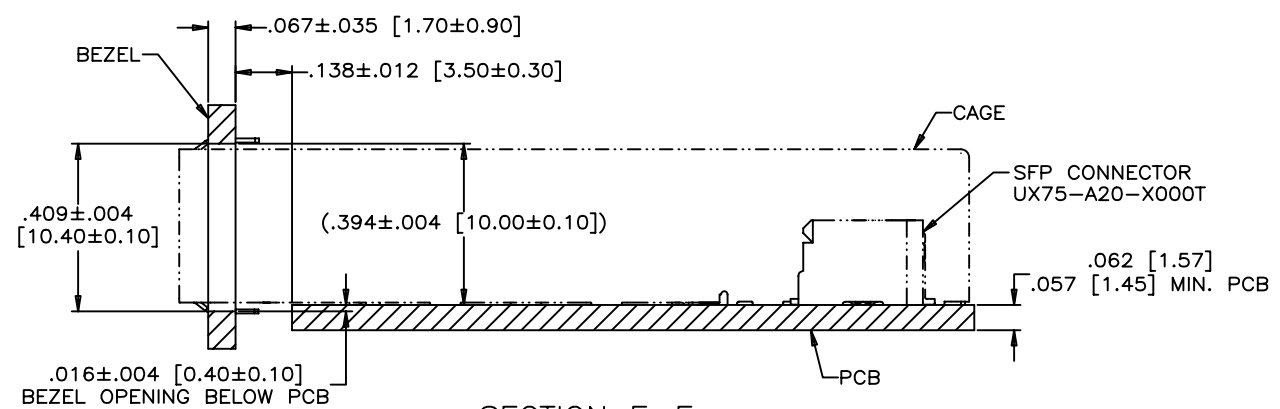
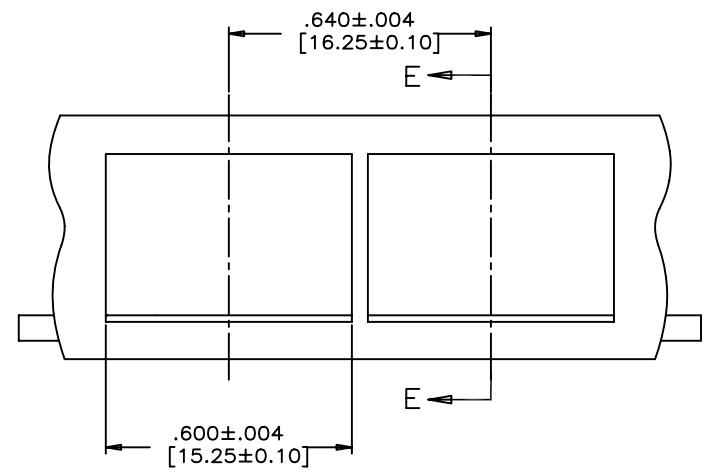
PART NUMBER	SOLDER TAIL HEIGHT (mm)
U77-A1112-XX0X	1.20
U77-A1113-XX0X	3.20
U77-A1114-XX0X	1.80

DRAWN	J.SI	DATE	2006/02/23
DESIGNED	J.SI	DATE	2006/02/23
CHECKED	X		
DWG. APPRD.			
ENG. REL. NO.			
REF.	X		
DIMENSIONS ARE IN	CODE ID. NO.		
INCHES (mm)	03554		

Amphenol Canada Corp.		
TITLE		
SFP SINGLE CAGE WITH SOLDER PINS		
DWG	DRAWING NO.	REV.
A	P-U77-A111X-XX0X	F
SCALE	WT.	SURF.
2:1		
SHEET 2 OF 7		

THIS DOCUMENT CONTAINS PROPRIETARY INFORMATION AND SUCH INFORMATION MAY NOT BE DISCLOSED TO OTHERS FOR ANY PURPOSE OR USED FOR MANUFACTURING PURPOSES WITHOUT WRITTEN PERMISSION FROM AMPHENOL CANADA CORP.

REVISIONS				
SYM	ZONE	ECN, ERN NO.	DATE	APPRD.
D		UPDATED	2006/03/01	
E		MATTE TIN PLATING OPTION ADDED	2007/07/29	J.SI
F		PACKAGING DETAILS ADDED	AUG14/07	A.G.



SECTION E-E  
RECOMMENDED BEZEL DESIGN  
(ONE SIDE CAGE MOUNTING)

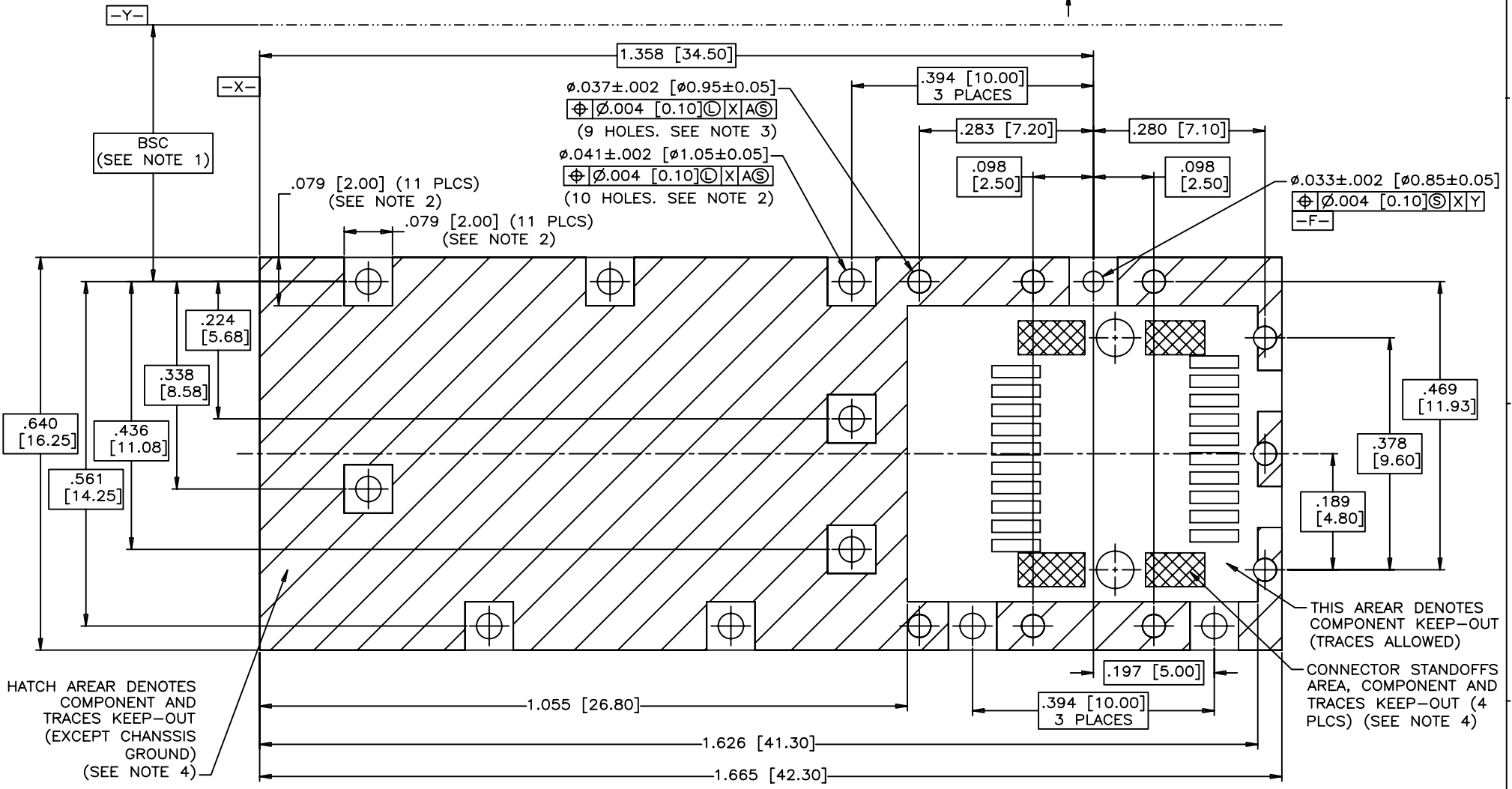
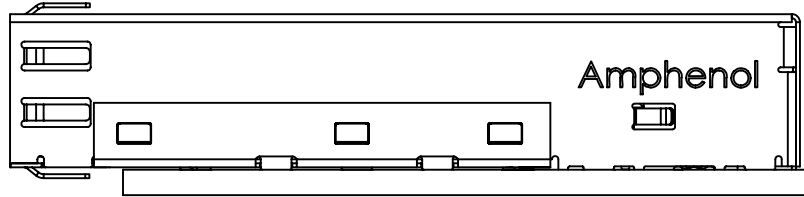
DRAWN	J.SI	DATE	2006/02/23
DESIGNED	J.SI	DATE	2006/02/23
CHECKED	X		
DWG. APPRD.			
ENG. REL. NO.			
REF.	X		
DIMENSIONS ARE IN	INCHES	CODE ID. NO.	03554

Amphenol Canada Corp.		
TITLE		
SFP SINGLE CAGE WITH SOLDER PINS		
DWG	DRAWING NO.	REV.
A	P-U77-A111X-XX0X	F
SCALE	2:1	WT. _____ SURF. _____ SHEET 3 OF 7

THIS DOCUMENT CONTAINS PROPRIETARY INFORMATION AND SUCH INFORMATION MAY NOT BE DISCLOSED TO OTHERS FOR ANY PURPOSE OR USED FOR MANUFACTURING PURPOSES WITHOUT WRITTEN PERMISSION FROM AMPHENOL CANADA CORP.

- NOTES:  
 1. DATUM AND BASIC DIMENTIONS ESTABLISHED BY CUSTOMER  
 2. PADS AND VIAS ARE CHASSIS GROUND, 11 PLACES.  
 3. THRU HOLES, PLATING OPTIONAL.  
 4. SEE DRAWINGS P-U75-A20-XX00X FOR CONNECTOR PCB LAYOUT.

REVISIONS				
SYM	ZONE	ECN, ERN NO.	DATE	APPRD.
D		UPDATED	2006/03/01	
E		MATTE TIN PLATING OPTION ADDED	2007/07/29	J.SI
F		PACKAGING DETAILS ADDED	AUG14/07	A.G.



HATCH AREAR DENOTES COMPONENT AND TRACES KEEP-OUT (EXCEPT CHANSSIS GROUND) (SEE NOTE 4)

THIS AREAR DENOTES COMPONENT KEEP-OUT (TRACES ALLOWED)

CONNECTOR STANDOFFS AREA, COMPONENT AND TRACES KEEP-OUT (4 PLCS) (SEE NOTE 4)

RECOMMENDED SFP HOST BOARD LAYOUT  
 (ONE SIDE CAGE MOUNTING)  
 (SCALE 4:1)

DRAWN	J.SI	DATE	2006/02/23
DESIGNED	J.SI	DATE	2006/02/23
CHECKED	X		
DWG. APPRD.			
ENG. REL. NO.			
REF.	X		
DIMENSIONS ARE IN	CODE ID. NO.		
INCHES (mm)	03554		

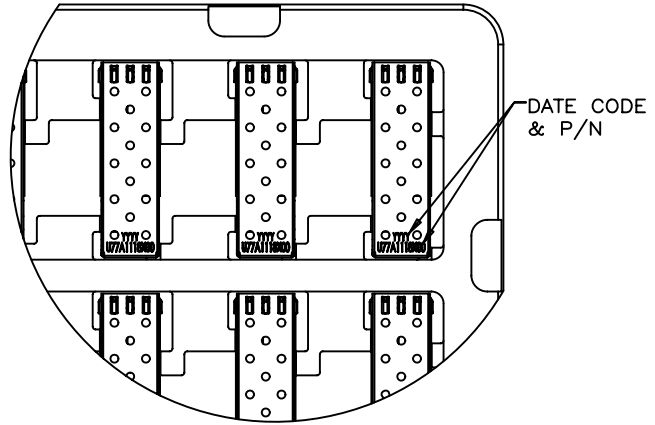
Amphenol Canada Corp.		
TITLE		
SFP SINGLE CAGE WITH SOLDER PINS		
DWG	DRAWING NO.	REV.
A	P-U77-A111X-XX0X	F
SCALE	WT.	SURF.
2:1		
SHEET 4 OF 7		

THIS DOCUMENT CONTAINS PROPRIETARY INFORMATION AND SUCH INFORMATION MAY NOT BE DISCLOSED TO OTHERS FOR ANY PURPOSE OR USED FOR MANUFACTURING PURPOSES WITHOUT WRITTEN PERMISSION FROM AMPHENOL CANADA CORP.

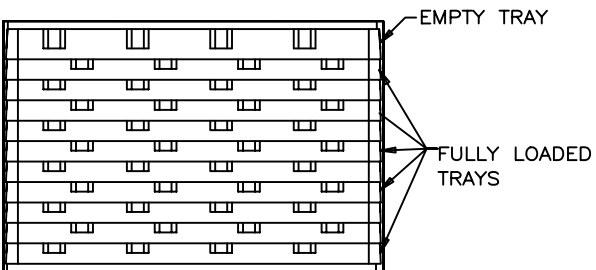
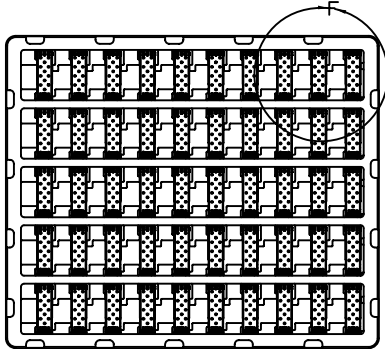
NOTES:

1. A FULLY LOADED TRAY TO CONTAIN 50 CAGES.
2. PLACE TRAYS INTO THE CARTON AS SHOWN. FULLY LOADED CARTON SHALL CONTAIN 10 TRAYS (500 SFP CAGES) PLUS ONE EMPTY TRAY ON THE TOP AS A COVER. FILL EMPTY SPACE IN THE CARTON WITH PAPER FOR ANY PARTIAL SHIPMENT.

REVISIONS				
SYM	ZONE	ECN, ERN NO.	DATE	APPRD.
F		PACKAGING DETAILS ADDED	AUG14/07	A.G.

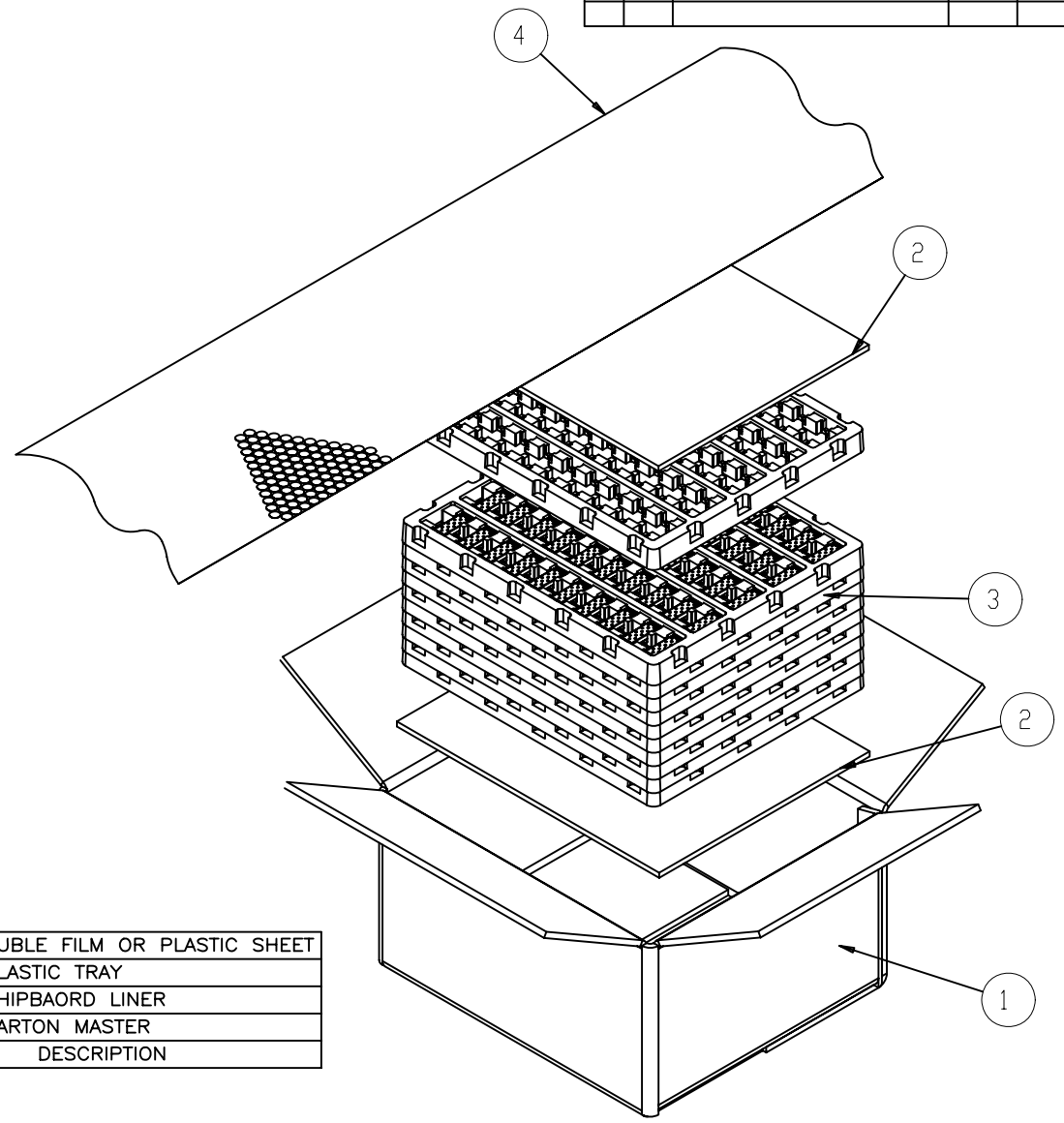


DETAIL F  
SCALE 1:2



4	BUBLE FILM OR PLASTIC SHEET
3	PLASTIC TRAY
2	CHIPBOARD LINER
1	CARTON MASTER
ITEM No.	DESCRIPTION

U77-A111X-XX01 SHOWN



DRAWN	J.SI	DATE	AUG12/07
DESIGNED	J.SI	DATE	AUG12/07
CHECKED	X		
DWG. APPRD.			
ENG. REL. NO.			
REF.	X		
DIMENSIONS ARE IN	INCHES (mm)	CODE ID. NO.	03554

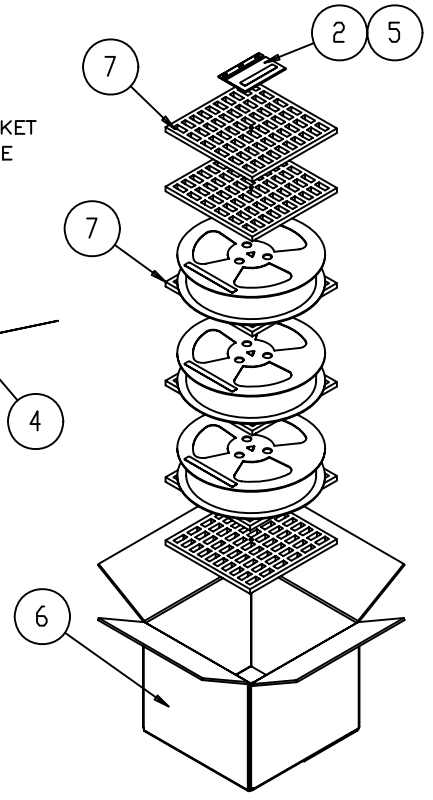
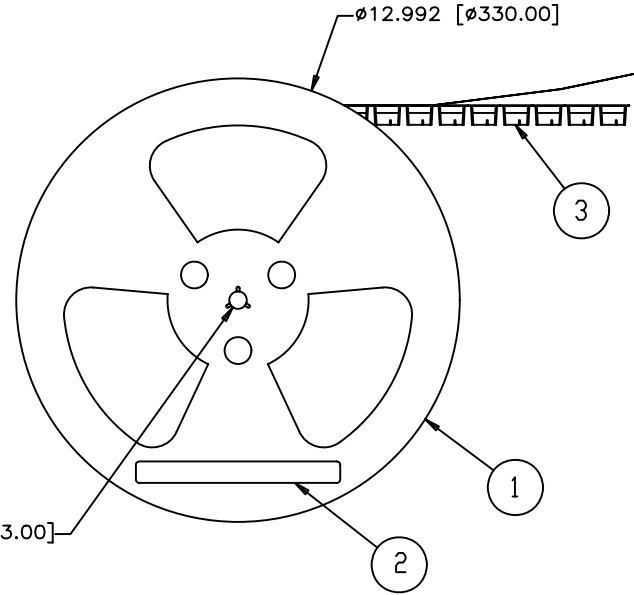
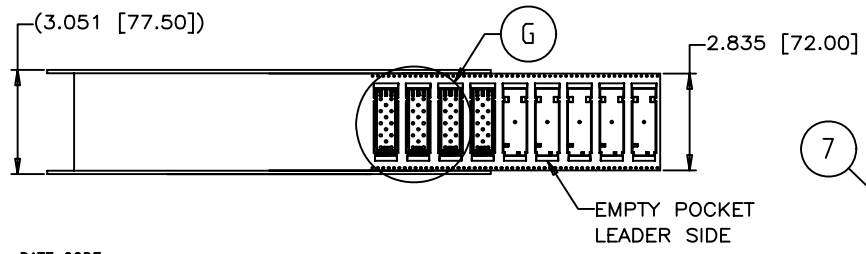
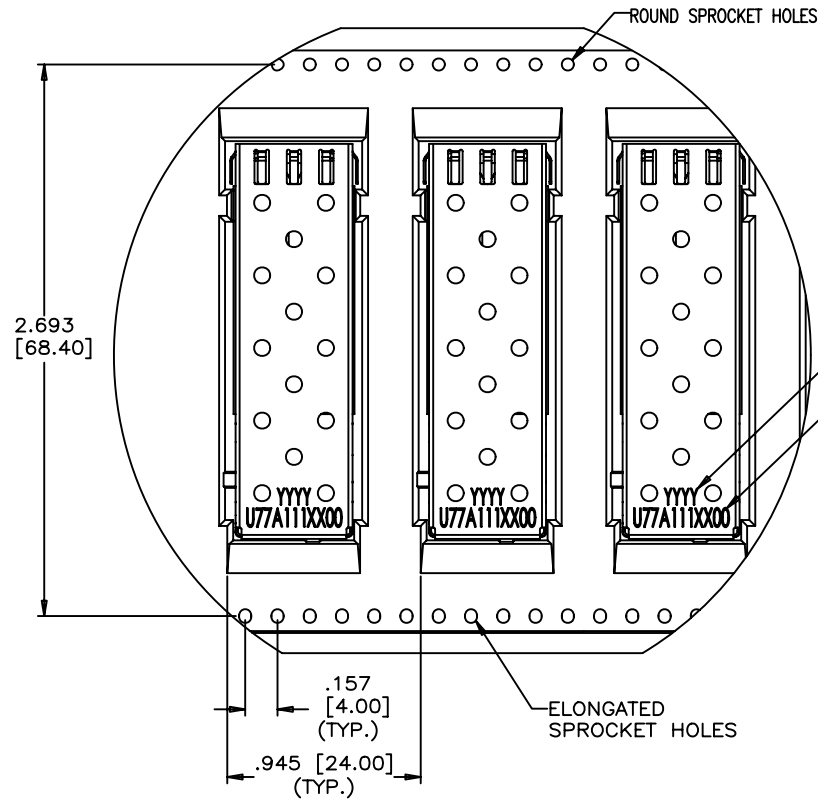
Amphenol Canada Corp.		
TITLE SFP SINGLE CAGE WITH SOLDER PINS (TRAY PACKAGING REFERENCE)		
DWG	DRAWING NO.	REV.
A	P-U77-A111X-XX0X	F
SCALE	1:8	WT. _____ SURF. _____ SHEET 5 OF 7

THIS DOCUMENT CONTAINS PROPRIETARY INFORMATION AND SUCH INFORMATION MAY NOT BE DISCLOSED TO OTHERS FOR ANY PURPOSE OR USED FOR MANUFACTURING PURPOSES WITHOUT WRITTEN PERMISSION FROM AMPHENOL CANADA CORP.

NOTES:

1. A FULLY LOADED REEL TO CONTAIN 150 CAGES.
2. A FULLY LOADED CARTON SHALL CONTAIN 3 REELS.

REVISIONS				
SYM	ZONE	ECN, ERN NO.	DATE	APPRD.
F		PACKAGING DETAILS ADDED	AUG14/07	A.G.



DETAIL G SCALE 1:2

U77-A111X-XX0T SHOWN

ITEM No.	DESCRIPTION
7	FOAM INSERT
6	CARTON MASTER
5	PLASTIC BAG FOR DUST COVER
4	COVER TAPE
3	CARRIER TAPE
2	LABEL
1	PLASTIC REEL (SET)

DRAWN	J.SI	DATE	AUG12/07
DESIGNED	J.SI	DATE	AUG12/07
CHECKED	X		X
DWG. APPRD.			
ENG. REL. NO.			
REF.	X		
DIMENSIONS ARE IN	INCHES (mm)	CODE ID. NO.	03554

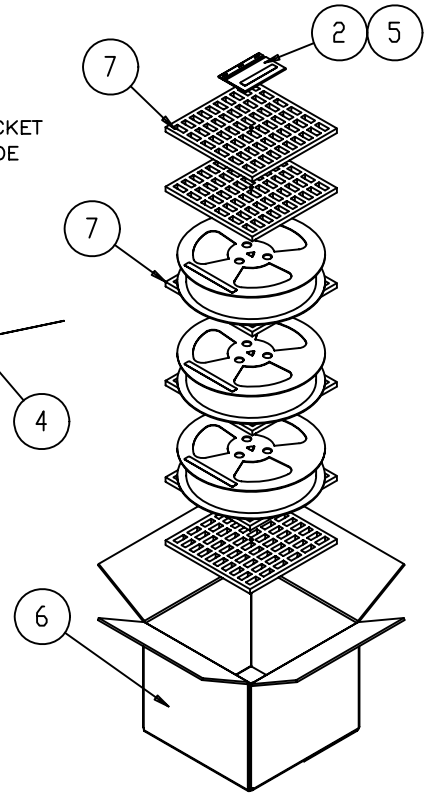
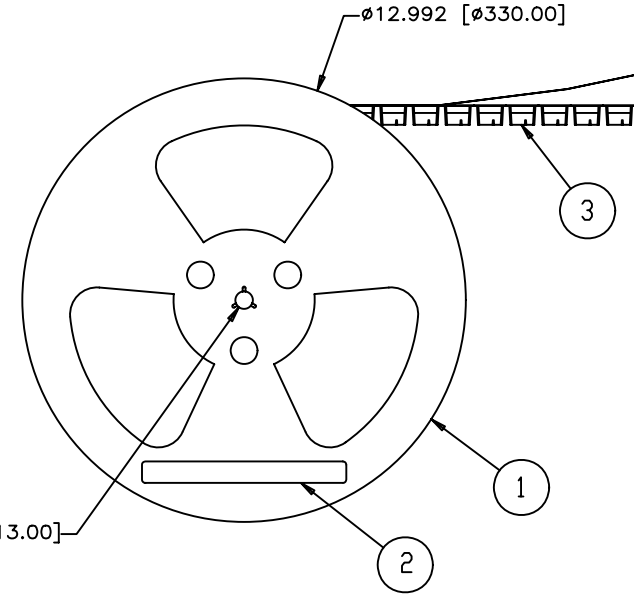
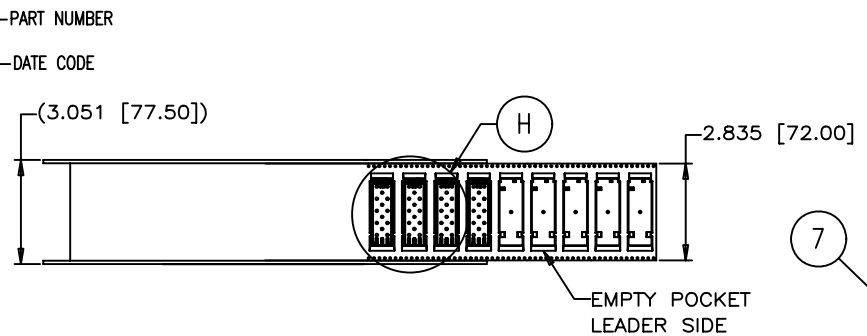
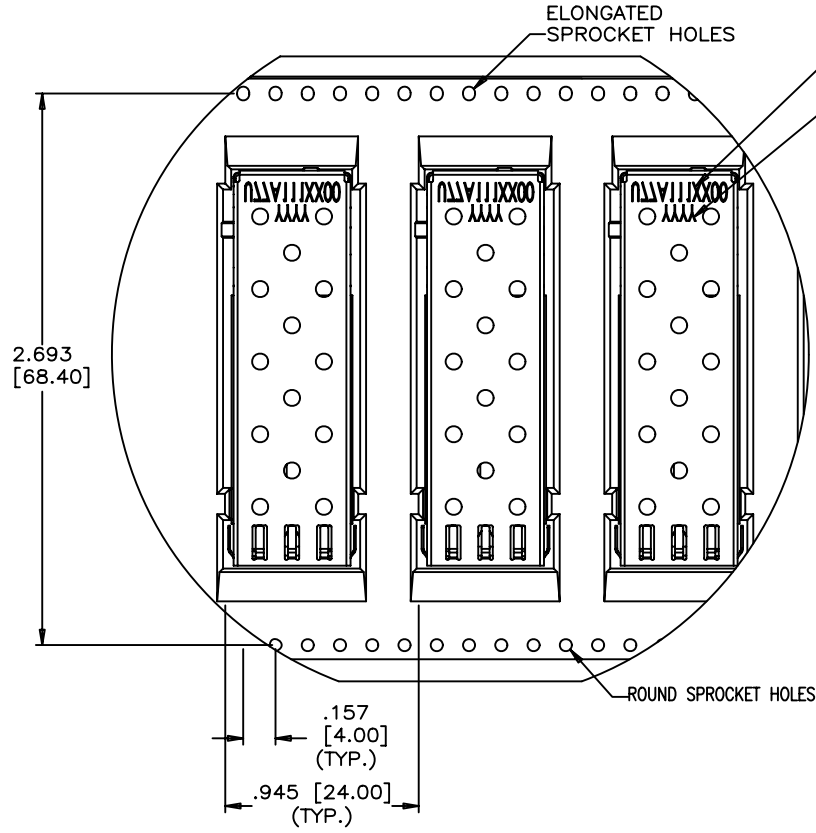
Amphenol Canada Corp.		
TITLE SFP SINGLE CAGE WITH SOLDER PINS (T&R PACKAGING STD CAGE ORIENTATION)		
DWG	DRAWING NO.	REV.
A	P-U77-A111X-XX0X	F
SCALE	1:8	WT. _____ SURF. _____ SHEET 6 OF 7

THIS DOCUMENT CONTAINS PROPRIETARY INFORMATION AND SUCH INFORMATION MAY NOT BE DISCLOSED TO OTHERS FOR ANY PURPOSE OR USED FOR MANUFACTURING PURPOSES WITHOUT WRITTEN PERMISSION FROM AMPHENOL CANADA CORP.

NOTES:

1. A FULLY LOADED REEL TO CONTAIN 150 CAGES.
2. A FULLY LOADED CARTON SHALL CONTAIN 3 REELS.

REVISIONS				
SYM	ZONE	ECN, ERN NO.	DATE	APPRD.
F		PACKAGING DETAILS ADDED	AUG14/07	A.G.



DETAIL H SCALE 1:2

U77-A111X-XX0R SHOWN

ITEM No.	DESCRIPTION
7	FOAM INSERT
6	CARTON MASTER
5	PLASTIC BAG FOR DUST COVER
4	COVER TAPE
3	CARRIER TAPE
2	LABEL
1	PLASTIC REEL (SET)

DRAWN	J.SI	DATE	AUG12/07
DESIGNED	J.SI	DATE	AUG12/07
CHECKED	X		X
DWG. APPRD.			
ENG. REL. NO.			
REF.	X		
DIMENSIONS ARE IN	INCHES (mm)	CODE ID. NO.	03554

Amphenol Canada Corp.		
TITLE SFP SINGLE CAGE WITH SOLDER PINS (T&R PACKAGING STD CAGE ORIENTATION)		
DWG	DRAWING NO.	REV.
A	P-U77-A111X-XX0X	F
SCALE	1:8	WT. _____ SURF. _____ SHEET 6 OF 7

THIS DOCUMENT CONTAINS PROPRIETARY INFORMATION AND SUCH INFORMATION MAY NOT BE DISCLOSED TO OTHERS FOR ANY PURPOSE OR USED FOR MANUFACTURING PURPOSES WITHOUT WRITTEN PERMISSION FROM AMPHENOL CANADA CORP.

Компания «Life Electronics» занимается поставками электронных компонентов импортного и отечественного производства от производителей и со складов крупных дистрибьюторов Европы, Америки и Азии.

С конца 2013 года компания активно расширяет линейку поставок компонентов по направлению коаксиальный кабель, кварцевые генераторы и конденсаторы (керамические, пленочные, электролитические), за счёт заключения дистрибьюторских договоров

Мы предлагаем:

- Конкурентоспособные цены и скидки постоянным клиентам.
- Специальные условия для постоянных клиентов.
- Подбор аналогов.
- Поставку компонентов в любых объемах, удовлетворяющих вашим потребностям.
- Приемлемые сроки поставки, возможна ускоренная поставка.
- Доставку товара в любую точку России и стран СНГ.
- Комплексную поставку.
- Работу по проектам и поставку образцов.
- Формирование склада под заказчика.
- Сертификаты соответствия на поставляемую продукцию (по желанию клиента).
- Тестирование поставляемой продукции.
- Поставку компонентов, требующих военную и космическую приемку.
- Входной контроль качества.
- Наличие сертификата ISO.

В составе нашей компании организован Конструкторский отдел, призванный помогать разработчикам, и инженерам.

Конструкторский отдел помогает осуществить:

- Регистрацию проекта у производителя компонентов.
- Техническую поддержку проекта.
- Защиту от снятия компонента с производства.
- Оценку стоимости проекта по компонентам.
- Изготовление тестовой платы монтаж и пусконаладочные работы.



Тел: +7 (812) 336 43 04 (многоканальный)

Email: [org@lifeelectronics.ru](mailto:org@lifeelectronics.ru)