



## Main

Range of product	Zelio Control
Product or component type	Modular measurement and control relays
Relay type	Multifunction voltage control relay
Relay name	RM35UA
Relay monitored parameters	Overvoltage or undervoltage detection
Time delay type	Adjustable 0.3...30 s, 0 + 10 % on crossing the threshold
Switching capacity in VA	1250 VA
Minimum switching current	10 mA at 5 V DC
Maximum switching current	5 A AC/DC
Power consumption in VA	0...3.5 VA AC
Measurement range	15...600 V voltage
Utilisation category	AC-12 conforming to IEC 60947-5-1 AC-13 conforming to IEC 60947-5-1 AC-14 conforming to IEC 60947-5-1 AC-15 conforming to IEC 60947-5-1 DC-12 conforming to IEC 60947-5-1 DC-13 conforming to IEC 60947-5-1 DC-14 conforming to IEC 60947-5-1

## Complementary

Reset time	1500 ms time delay
Maximum switching voltage	250 V AC/DC
[Us] rated supply voltage	24...240 V AC/DC, 50/60 Hz +/- 10 %
Supply voltage limits	20.4...264 V AC/DC
Power consumption in W	<= 0.6 W DC
Immunity to microbreaks	10 ms
Control circuit frequency	40...70 Hz +/- 10 %
Resistance across terminals	150 mOhm E1-M terminals 300 mOhm E2-M terminals 600 mOhm E3-M terminals
Output contacts	2 C/O
Nominal output current	5 A
Measuring cycle	<= 30 ms measurement cycle as true rms value
Hysteresis	5...50 % of threshold setting
Run-up delay at power-up	
Measurement accuracy	+/- 10 % of the full scale value
Repeat accuracy	+/- 0.5 % input and measurement circuit +/- 2 % time delay
Measurement error	+/- 0.05 %/°C with temperature variation < 1 % over the whole range with voltage variation
Polarity	Non reversible polarity on DC supply
Sensitivity scale	15...150 V E1-M terminals 30...300 V E2-M terminals 60...600 V E3-M terminals
Threshold setting	10...100 %
Quality labels	CE
Overvoltage category	III conforming to IEC 60664-1
Insulation resistance	> 500 MOhm at 500 V DC between supply and relay output conforming to IEC 60255-5
[Ui] rated insulation voltage	250 V conforming to IEC 60664-1

	600 V conforming to IEC 60664-1
Control circuit voltage limits	- 15 % + 10 % Un
Operating position	Any position without derating
Connections - terminals	Screw terminals 1 x 0.5...1 x 4 mm <sup>2</sup> - AWG 20...AWG 11, solid cable without cable end Screw terminals 2 x 0.5...2 x 2.5 mm <sup>2</sup> - AWG 20...AWG 14, solid cable without cable end Screw terminals 2 x 0.2...2 x 1.5 mm <sup>2</sup> - AWG 24...AWG 16, flexible cable with cable end Screw terminals 1 x 0.2...2 x 2.5 mm <sup>2</sup> - AWG 24...AWG 12, flexible cable with cable end
Tightening torque	5.31...8.85 lbf.in (0.6...1 N.m) conforming to IEC 60947-1
Housing material	Self-extinguishing plastic
Local signalling	LED green power ON LED yellow relay ON
Mounting support	35 mm symmetrical DIN rail conforming to EN/IEC 60715
Electrical durability	100000 cycles
Mechanical durability	30000000 cycles
Operating rate	<= 360 operations/hour under full load
Safety reliability data	MTTFd = 308.2 years B10d = 290000
Width	1.38 in (35 mm)
Product weight	0.18 lb(US) (0.08 kg)

## Environment

electromagnetic compatibility	Emission standard for industrial environments conforming to EN/IEC 61000-6-4 Emission standard for residential, commercial and light-industrial environments conforming to EN/IEC 61000-6-3 Immunity for industrial environments conforming to NF EN/IEC 61000-6-2
standards	EN/IEC 60255-6
product certifications	CSA C-Tick GL GOST UL
directives	89/336/EEC - electromagnetic compatibility 73/23/EEC - low voltage directive
ambient air temperature for storage	-40...158 °F (-40...70 °C)
ambient air temperature for operation	-4...122 °F (-20...50 °C)
relative humidity	95 % at 131 °F (55 °C) conforming to IEC 60068-2-30
vibration resistance	0.35 mm (f = 5...57.6 Hz) conforming to IEC 60068-2-6 1 gn (f = 57.6...150 Hz) conforming to IEC 60255-21-1
shock resistance	5 gn conforming to IEC 60068-2-27
IP degree of protection	IP20(terminals) conforming to IEC 60529 IP30 (casing) conforming to IEC 60529
pollution degree	3 conforming to IEC 60664-1
dielectric test voltage	2 kV AC 50 Hz, 1 min conforming to IEC 60255-5 2 kV AC 50 Hz, 1 min conforming to IEC 60664-1
non-dissipating shock wave	4 kV conforming to IEC 60255-5 4 kV conforming to IEC 60664-1 4 kV conforming to IEC 61000-4-5

## Offer Sustainability

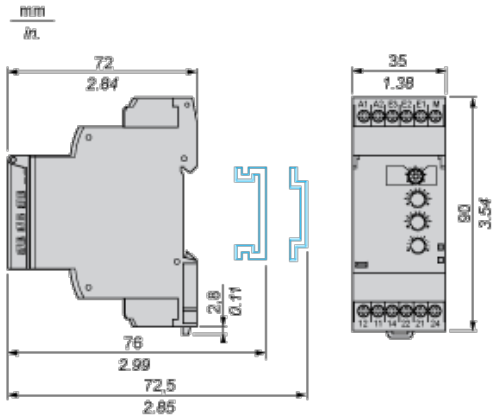
Green Premium product	Green Premium product
Compliant - since 0701 - Schneider Electric declaration of conformity	Compliant - since 0701 - Schneider Electric declaration of conformity
Reference not containing SVHC above the threshold	Reference not containing SVHC above the threshold
Available	Available
Available	Available
WARNING: This product can expose you to chemicals including:	WARNING: This product can expose you to chemicals including:
Lead and lead compounds, which is known to the State of California to cause cancer and birth defects or other	Lead and lead compounds, which is known to the State of California to cause cancer and birth defects or other reproductive harm.

**Contractual warranty**

Warranty period 18 months

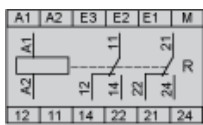
**Multifunction Voltage Control Relays**

**Dimensions and Mounting**



**Multifunction Voltage Control Relays**

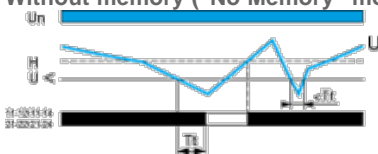
**Wiring Diagram**



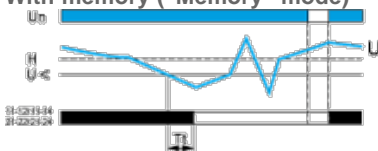
**Function Diagrams**

**Undervoltage Control**

Without memory ("No Memory" mode)

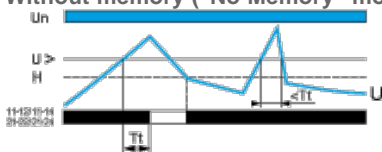


With memory ("Memory" mode)

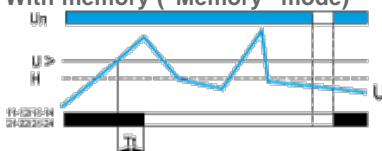


**Overvoltage Control**

Without memory ("No Memory" mode)



With memory ("Memory" mode)



**Legend**

**Tt** Time delay after crossing of threshold

**Un** Nominal supply voltage

**U** Monitored supply voltage

**H** Hysteresis

**U>** Overvoltage threshold

**U<** Undervoltage threshold

**11-12/11-14, 21-22/21-24** Output relay connections

**Relay status:** black color = energized.

**NOTE:** In "Memory" mode, the relay opens when crossing of the threshold is detected and then stays in that position. The power supply voltage must be switched off to reset the product.

Компания «Life Electronics» занимается поставками электронных компонентов импортного и отечественного производства от производителей и со складов крупных дистрибьюторов Европы, Америки и Азии.

С конца 2013 года компания активно расширяет линейку поставок компонентов по направлению коаксиальный кабель, кварцевые генераторы и конденсаторы (керамические, пленочные, электролитические), за счёт заключения дистрибьюторских договоров

Мы предлагаем:

- Конкурентоспособные цены и скидки постоянным клиентам.
- Специальные условия для постоянных клиентов.
- Подбор аналогов.
- Поставку компонентов в любых объемах, удовлетворяющих вашим потребностям.
- Приемлемые сроки поставки, возможна ускоренная поставка.
- Доставку товара в любую точку России и стран СНГ.
- Комплексную поставку.
- Работу по проектам и поставку образцов.
- Формирование склада под заказчика.
- Сертификаты соответствия на поставляемую продукцию (по желанию клиента).
- Тестирование поставляемой продукции.
- Поставку компонентов, требующих военную и космическую приемку.
- Входной контроль качества.
- Наличие сертификата ISO.

В составе нашей компании организован Конструкторский отдел, призванный помогать разработчикам, и инженерам.

Конструкторский отдел помогает осуществить:

- Регистрацию проекта у производителя компонентов.
- Техническую поддержку проекта.
- Защиту от снятия компонента с производства.
- Оценку стоимости проекта по компонентам.
- Изготовление тестовой платы монтаж и пусконаладочные работы.



Тел: +7 (812) 336 43 04 (многоканальный)

Email: [org@lifeelectronics.ru](mailto:org@lifeelectronics.ru)