


SSSS7 2(H)mm, 2mm-travel Type

Compact general purpose type
with specifiable soldering method



Typical Specifications

Items		Specifications
Rating (max.)/(min.) (Resistive load)		0.3A 4V DC / 50μA 3V DC
Contact resistance (Initial performance / After lifetime)		70mΩ max. / 130mΩ max.
Operating force		Refer to the dimensions.
Operating life	Without load	10,000 cycles
	With load	10,000 cycles (0.3A 4V DC)

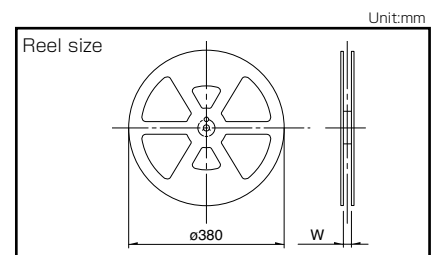
Product Line

Travel (mm)	Actuator direction	Actuator length (mm)	Poles	Positions	Changeover timing	Soldering	Operation	Minimum order unit (pcs.)		Products No.	Drawing No.
								Japan	Export		
2	Horizontal	2	1	2	Not specified	Manual	Standard	10,000	50,000	SSSS710100	1
						Reflow		2,000	8,000	SSSS710607	2
				3	Non shorting	Manual		8,000	40,000	SSSS711100	3
						Reflow		2,000	8,000	SSSS711403	4

Packing Specifications

Taping

Product No.	Number of packages (pcs.)			Reel width W (mm)	Tape width (mm)	Export package measurements (mm)
	1 reel	1 case /Japan	1 case /export packing			
SSSS710607	2,000	4,000	8,000	17.4	16	417×409×139
SSSS711403				25.4	24	406×406×190



Bulk

Product No.	Number of packages (pcs.)		Export package measurements (mm)
	1 case /Japan	1 case /export packing	
SSSS710100	10,000	50,000	400×270×290
SSSS711100	8,000	40,000	

Detector

Slide

Push

Rotary

Power


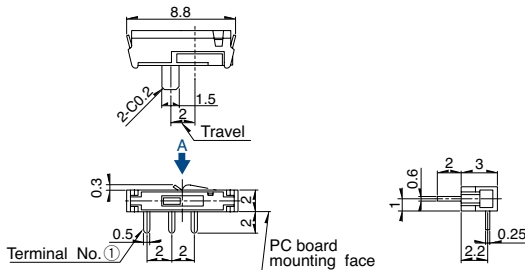
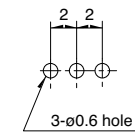
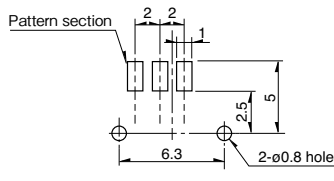

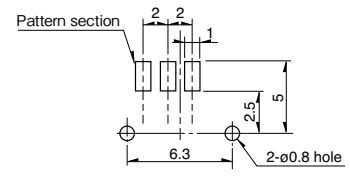

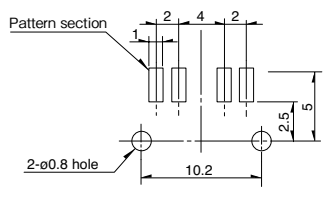
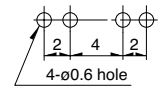

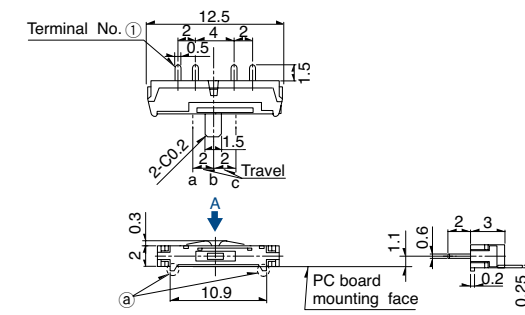
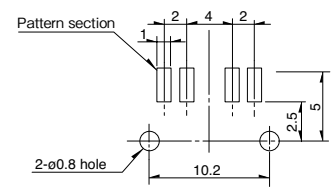
Dual-in-line
Package Type

Small size
General Use Type

Big size
General Use Type

■ Dimensions

Unit:mm

No.	Photo	Style	PC board mounting hole dimensions (Viewed from direction A)
1	<p>1-pole, 2-position</p> 	 <p>Terminal No. ①</p> <p>Operating force with detent : 1.5N</p>	 <p>3-ϕ0.6 hole</p>
2	<p>1-pole, 2-position Reflow</p> 	 <p>Terminal No. ①</p> <p>Operating force with detent : 1.5N</p>	 <p>2-ϕ0.8 hole</p>
3	<p>1-pole, 3-position</p> 	 <p>Terminal No. ①</p> <p>Operating force with detent : a → b } 1.75N c → b } b → a } 2.5N b → c }</p>	 <p>4-ϕ0.6 hole</p>
4	<p>1-pole, 3-position Reflow</p> 	 <p>Terminal No. ①</p> <p>Operating force with detent : a → b } 1.75N c → b } b → a } 2.5N b → c }</p>	 <p>2-ϕ0.8 hole</p>

Detector

Slide

Push

Rotary

Power

Dual-in-line
Package Type

Small size
General Use Type

Big size
General Use Type

SSSS7 2(H)mm, 2mm-travel Type

Detector

Slide

Push

Rotary

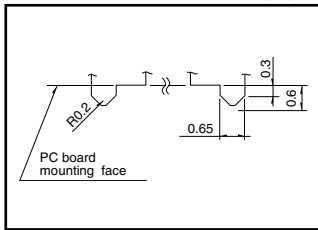
Power

Dual-in-line
Package Type

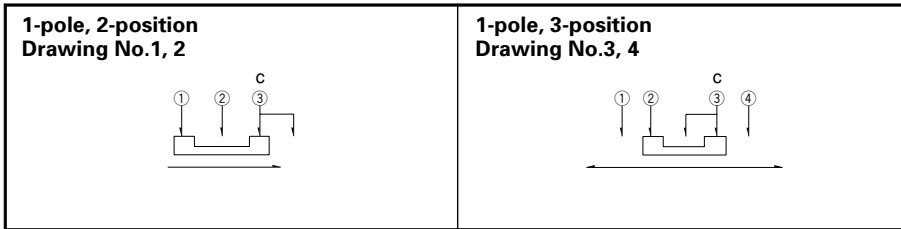
Small size
General Use Type

Big size
General Use Type

Detail of (a) Unit:mm















Circuit Diagram (Viewed from Direction A)



Slide Switches

List of Varieties

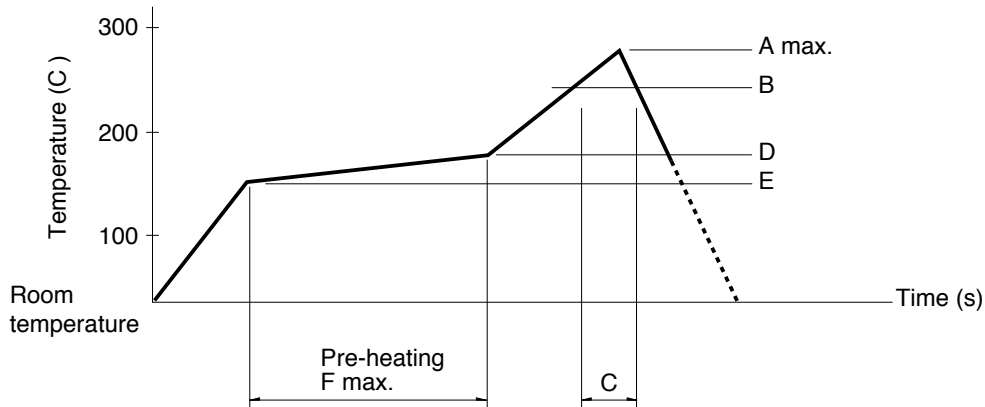
Series		SSAJ	SSAH	SSSS8	SSAL	SSAG	SSSS7	
Photo								
Actuator direction	Horizontal	●	●	●	●	●	●	
	Vertical	—	—	●	—	—	—	
Poles-positions	1-2	●	—	●	●	—	●	
	1-3	—	●	●	—	●	●	
	1-4	—	—	—	—	—	—	
	2-2	—	—	●	—	—	—	
	2-3	—	—	●	—	—	—	
	2-4	—	—	—	—	—	—	
	4-2	—	—	—	—	—	—	
Travel (mm)		1.4	1.5	1.5, 2	2	1.5	2	
Operating temperature range		-10°C to +60°C	-30°C to +60°C	-40°C to +85°C	-10°C to +60°C		-40°C to +85°C	
Automotive use		—	—	—	—	—	—	
Life cycle								
Rating (max.) (Resistive load)		10mA 5V DC	1mA 5V DC	0.3A 5V DC	10mA 5V DC		0.3A 4V DC	
Rating (min.) (Resistive load)		50μA 3V DC						
Durability	Operating life without load	10,000 cycles 500mΩ max.	10,000 cycles 300mΩ max.	10,000 cycles 100mΩ max.	100,000 cycles 10Ω max.	30,000 cycles (Lock side) 100,000 cycles (Recoil side) 500mΩ max.	10,000 cycles 100mΩ max.	
	Operating life with load Load: as rating			10,000 cycles 130mΩ max.				10,000 cycles 130mΩ max.
Electrical performance	Initial contact resistance	300mΩ max.	200mΩ max.	70mΩ max.	10Ω max.	200mΩ max.	70mΩ max.	
	Insulation resistance	100MΩ min. 100V DC						100MΩ min. 500V DC
	Voltage proof	100V AC for 1minute						500V AC for 1minute
Mechanical performance	Terminal strength	3N for 1minute						
	Actuator strength	Operating direction Pulling direction 10N						
Environmental performance	Cold	-40°C 96h		-40°C 500h	-40°C 96h		-20°C 500h	
	Dry heat	85°C 96h		85°C 500h	85°C 96h		85°C 500h	
	Damp heat	40°C, 90 to 95%RH 96h	60°C, 90 to 95%RH 240h	60°C, 90 to 95%RH 500h	40°C, 90 to 95%RH 96h		60°C, 90 to 95%RH 500h	
Page		70	72	74	77	79	82	

Slide Switches Soldering Conditions	106
Slide Switches Cautions	107

Note
 ● Indicates applicability to all products in the series.

Example of Reflow Soldering Condition

1. Heating method: Double heating method with infrared heater.
2. Temperature measurement: Thermocouple ϕ 0.1 to 0.2 CA (K) or CC (T) at soldering portion (copper foil surface).
A heat resisting tape should be used for fixed measurement.
3. Temperature profile



Series (Reflow type)		A (°C) 3s max.	B (°C)	C (s)	D (°C)	E (°C)	F (s)
SSSS2	Vertical 1-pole, 3-position	260	230	40	180	150	120
	Horizontal 1-pole, 2-position 1-pole, 3-position 2-pole, 3-position						
	Vertical 1-pole, 2-position	250					
SSSS7		260					
SSAH, SSAG, SSAJ, SSAL, SSSS8		260					

Notes

1. The condition mentioned above is the temperature on the mounting surface of a PC board. There are cases where the PC board's temperature greatly differs from that of the switch, depending on the PC board's material, size, thickness, etc. The above-stated conditions shall also apply to switch surface temperatures.
2. Soldering conditions differ depending on reflow soldering machines. Prior verification of soldering condition is highly recommended.

Reference for Hand Soldering

Series	Soldering temperature	Soldering time
SSSF, SSSU	350±10°C	3+1/0s
SSSS2	350±10°C	4s max.
SSSS9	350±10°C	3s max.
SSAH, SSAG, SSAJ, SSAL	350±5°C	3s max.
SSSS8	330±5°C	3s max.
SSSS7	320±5°C	3s max.
SSAC	300±10°C	2s max.

Reference for Dip Soldering

(For PC board terminal types)

Series	Items		Dip soldering	
	Preheating temperature	Preheating time	Soldering temperature	Duration of immersion
SSSS2	100°C max.	60s max.	260±5°C	3±1s
SSSS9	120°C max.	60s max.	260±5°C	5+0/-1s (2 times)
SSSF, SSSU	100°C max.	60s max.	260±5°C	10±1s/5±1s
SSAC	100°C max.	60s max.	260±5°C	5±1s

Компания «Life Electronics» занимается поставками электронных компонентов импортного и отечественного производства от производителей и со складов крупных дистрибьюторов Европы, Америки и Азии.

С конца 2013 года компания активно расширяет линейку поставок компонентов по направлению коаксиальный кабель, кварцевые генераторы и конденсаторы (керамические, пленочные, электролитические), за счёт заключения дистрибьюторских договоров

Мы предлагаем:

- Конкурентоспособные цены и скидки постоянным клиентам.
- Специальные условия для постоянных клиентов.
- Подбор аналогов.
- Поставку компонентов в любых объемах, удовлетворяющих вашим потребностям.
- Приемлемые сроки поставки, возможна ускоренная поставка.
- Доставку товара в любую точку России и стран СНГ.
- Комплексную поставку.
- Работу по проектам и поставку образцов.
- Формирование склада под заказчика.
- Сертификаты соответствия на поставляемую продукцию (по желанию клиента).
- Тестирование поставляемой продукции.
- Поставку компонентов, требующих военную и космическую приемку.
- Входной контроль качества.
- Наличие сертификата ISO.

В составе нашей компании организован Конструкторский отдел, призванный помогать разработчикам, и инженерам.

Конструкторский отдел помогает осуществить:

- Регистрацию проекта у производителя компонентов.
- Техническую поддержку проекта.
- Защиту от снятия компонента с производства.
- Оценку стоимости проекта по компонентам.
- Изготовление тестовой платы монтаж и пусконаладочные работы.



Тел: +7 (812) 336 43 04 (многоканальный)

Email: org@lifeelectronics.ru