

LOW COST, SNAP-IN TOGGLE FOR WET & DUSTY ENVIRONMENTS, 1 & 2 POLES

The K4 series snap-in toggle switches are rugged, high performance sealed switches designed for use under severe conditions found in marine, appliance, heavy equipment and industrial control applications. They are totally sealed so the switch can withstand direct water spray and submersion, even during operation. Sealed to IP68S with an optional panel seal available, the K4 is also sealed to IP69K.

The K4 series is offered in single and double pole configurations. Toggle action includes 2 and 3-position, momentary and maintained operation in a combination of 13 variations.

Mounting is simple and quick; snaps into panel from the front. The OTTO snap-in design supports a variety of panel thicknesses with just one cutout size specified.

Existing unsealed applications are easily upgraded to sealed functionality because the K series drops into existing panel cutouts.

A choice of models are offered to handle current from 16 amps to low level electronic switching levels.

## Features:

- Withstands direct water spray
- Sealed to IP68S and IP69K
- Fits industry standard panel openings for drop-in replacement of panel sealed & unsealed switches
- Snap-in feature accommodates a wide range of panel cutouts
- Switches up to 16 amps
- UV & solvent resistant
- Withstands extreme shock & vibration
- Legends & illuminated function indicators available
- 2 & 3-position, momentary, maintained action & center OFF
- RoHS/WEEE/Reach compliant



Single & Double Pole

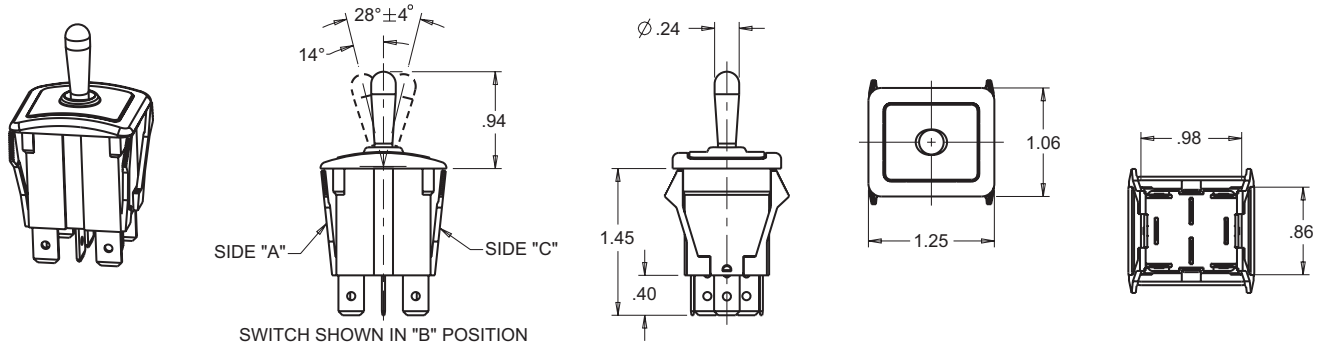
LED, Neon or Incandescent Illumination

Standard Characteristics/Ratings:		
<b>ELECTRICAL RATINGS:</b>		
Load	Sea Level @ 28VDC or 125/250VAC, 60Hz	Cycles
Resistive	16A	25,000
Resistive	10A	50,000
Inductive	10A	25,000
Lamp	5A	25,000
Motor	0.5HP	25,000
DVV	1050Vrms except across light terminals	
Low Level	10mA @ 30mV	100,000
<b>Electrical Life:</b>	See Rating Chart	
<b>LIGHTING:</b>		
Light Source	Rating	
Incandescent	(VDC) 6V, 12V, 24V	
Neon	(VAC) 125V, 250V	
LED	(VDC) 2V, 6V, 12V, 24V	
<b>Mechanical Life:</b>	100,000 cycles	
<b>Seal:</b>	IP68S and IP69K	
<b>Operating Temp Range:</b>	-30°C to +85°C	
<b>MATERIALS:</b>		
<b>Case:</b>	Thermoplastic	
<b>Toggle:</b>	Stainless steel	
<b>Terminals/Contact:</b>	Brass, silver alloy with silver plate, gold plate for low level	
<b>Terminal Hardware:</b>	Screws and lockwashers provided when applicable K4 series recommended Quick Connect terminals: AMP 60253-2 for 12-16 AWG AMP 42100-2 for 14-18 AWG	
<b>Mounting Hardware:</b>	None provided	

# SEALED, ILLUMINATED SNAP-IN TOGGLE

**K4**  
SNAP-IN  
TOGGLES

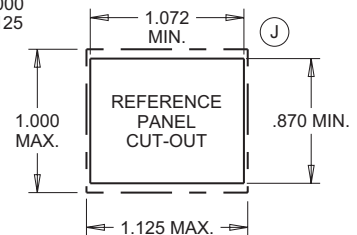
LOW COST, SNAP-IN TOGGLE FOR WET & DUSTY ENVIRONMENTS, 1 & 2 POLES



SWITCH SHOWN IN "B" POSITION

TERMINAL STYLES (.032 THICK)		
SCREW	QUICK CONNECT	SOLDER

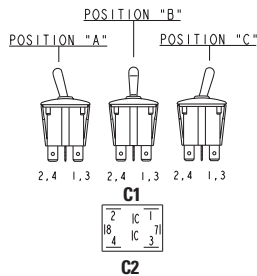
**MOUNTING OPENING:** (J)  
 PANEL THICKNESS RANGE OF .025 - .105 A GASKET IS RECOMMENDED  
 PANEL THICKNESS RANGE OF .105 - .187 W/O GASKET  
 PANEL OPENING: MIN. TYP. MAX.  
 WIDTH .870 .937 1.000  
 LENGTH 1.072 1.099 1.125



## K4 SERIES PART NUMBER CODE

<b>K4</b>	<b>X</b>	<b>X</b>	<b>X</b>	<b>X</b>	<b>X</b>	<b>X</b>	<b>X</b>	<b>X</b>	
<b>Terminal Style/ Switch Style</b>	<b>Actuator Style</b>	<b>Switch Action/Circuit</b>			<b>Circuit</b>	<b>Light Type</b>		<b>Light/Circuit Location</b>	<b>Legend &amp; Orientation</b> □
<b>A.</b> Quick Connect/ Standard	<b>A.</b> Bat Handle	<b>Position "A"</b>	<b>Position "B"</b>	<b>Position "C"</b>		<b>Position "A"</b>	<b>Position "B"</b>	<b>A.</b> No Light	<b>A.</b> No Legend
<b>B.</b> Screw/Standard		<b>A.</b> 1-C1	<b>NONE</b>	<b>OFF</b>	<b>SPST</b>	<b>A.</b> No Lens	<b>A.</b> No Lens	<b>B.</b> Dependent Light ON in position "A" Wired to terms 1 & 7	<b>B.</b> Dependent Light ON in position "A" Wired to terms 1 & 7
<b>C.</b> Solder/Standard		<b>B.</b> 1-C1	<b>NONE</b>	<b>2-C1</b>	<b>SPDT</b>	<b>B.</b> Red	<b>B.</b> Red	<b>C.</b> Dependent Light ON in position "C" Wired to terms 2 & 8	<b>C.</b> Dependent Light ON in position "C" Wired to terms 2 & 8
<b>D.</b> Quick Connect/ Low Level		<b>C.</b> (1-C1)	<b>NONE</b>	<b>OFF</b>	<b>SPST</b>	<b>C.</b> Green	<b>C.</b> Green	<b>D.</b> Independent Light at position "A" Wired to terms 7 & 8	<b>D.</b> Independent Light at position "A" Wired to terms 7 & 8
<b>E.</b> Screw/Low Level		<b>D.</b> (1-C1)	<b>NONE</b>	<b>2-C1</b>	<b>SPDT</b>	<b>D.</b> Amber	<b>D.</b> Amber	<b>E.</b> Independent Light at position "A" Wired to terms 7 & 8	<b>E.</b> Independent Light at position "A" Wired to terms 7 & 8
<b>F.</b> Solder/Low Level		<b>E.</b> (1-C1)	<b>OFF</b>	<b>(2-C1)</b>	<b>SPDT</b>	<b>E.</b> Clear	<b>E.</b> Clear	<b>F.</b> Independent Light at position "C" Wired to terms 2 & 8	<b>F.</b> Independent Light at position "C" Wired to terms 2 & 8
		<b>F.</b> 1-C1	<b>OFF</b>	<b>2-C1</b>	<b>DPST</b>			<b>G.</b> Independent Light at position "A" Wired to terms 7 & 8	<b>G.</b> Independent Light at position "A" Wired to terms 7 & 8
		<b>G.</b> (1-C1)	<b>OFF</b>	<b>2-C1</b>	<b>DPST</b>			<b>H.</b> Independent Light at position "C" Wired to terms 2 & 8	<b>H.</b> Independent Light at position "C" Wired to terms 2 & 8
		<b>H.</b> 1-C1/3-C2	<b>NONE</b>	<b>OFF</b>	<b>DPST</b>			<b>I.</b> Independent Light at position "A" Wired to terms 7 & 8	<b>I.</b> Independent Light at position "A" Wired to terms 7 & 8
		<b>J.</b> 1-C1/3-C2	<b>NONE</b>	<b>2-C1/4-C2</b>	<b>DPDT</b>			<b>J.</b> Independent Light at position "C" Wired to terms 2 & 8	<b>J.</b> Independent Light at position "C" Wired to terms 2 & 8
		<b>K.</b> (1-C1)/(3-C2)	<b>NONE</b>	<b>OFF</b>	<b>DPST</b>			<b>K.</b> Independent Light at position "A" Wired to terms 3 & 7	<b>K.</b> Independent Light at position "A" Wired to terms 3 & 7
		<b>L.</b> (1-C1)/(3-C2)	<b>NONE</b>	<b>2-C1/4-C2</b>	<b>DPDT</b>			<b>L.</b> Independent Light at position "C" Wired to terms 4 & 8	<b>L.</b> Independent Light at position "C" Wired to terms 4 & 8
		<b>M.</b> (1-C1)/(3-C2)	<b>OFF</b>	<b>(2-C1)/(4-C2)</b>	<b>DPDT</b>			<b>M.</b> Independent Light at position "A" Wired to terms 7 & 8	<b>M.</b> Independent Light at position "A" Wired to terms 7 & 8
		<b>N.</b> 1-C1/3-C2	<b>OFF</b>	<b>2-C1/4-C2</b>	<b>DPDT</b>			<b>N.</b> Independent Light at position "C" Wired to terms 2 & 8	<b>N.</b> Independent Light at position "C" Wired to terms 2 & 8
		<b>P.</b> (1-C1)/(3-C2)	<b>OFF</b>	<b>2-C1/4-C2</b>	<b>DPDT</b>			<b>O.</b> Independent Light at position "A" Wired to terms 7 & 8	<b>O.</b> Independent Light at position "A" Wired to terms 7 & 8
								<b>P.</b> Independent Light at position "C" Wired to terms 2 & 8	<b>P.</b> Independent Light at position "C" Wired to terms 2 & 8
								<b>Q.</b> Independent Light at position "A" Wired to terms 7 & 8	<b>Q.</b> Independent Light at position "A" Wired to terms 7 & 8
								<b>R.</b> Independent Light at position "C" Wired to terms 2 & 8	<b>R.</b> Independent Light at position "C" Wired to terms 2 & 8
								<b>S.</b> Independent Light at position "A" Wired to terms 7 & 8	<b>S.</b> Independent Light at position "A" Wired to terms 7 & 8
								<b>T.</b> Independent Light at position "C" Wired to terms 2 & 8	<b>T.</b> Independent Light at position "C" Wired to terms 2 & 8

NOTE: ( ) denotes momentary action.



**Optional Panel Gasket:**  
 P/N 807038-1 0.062" thickness  
 P/N 807038-2 0.031" thickness

**K4 Connector P/N C801765**

## ORDERING INFORMATION

**Example:** K4AAKEEABA specifies Q.C. terminals, standard rating; bat handle; DPST two position momentary ON, maintained OFF; 125VAC neon light; clear lens in positions "A", no lens in position "C"; dependent light ON in position "A", wired to terminals 1 & 7; no legend.

• K4 panel plugs available as shown on page 167.

Specifications Subject To Change Without Notice

NOTE: LED anode (+) terminal number shown in **bold**.

**D** = Dependent Light  
**I** = Independent Light

① All legends are white. Legend cannot be on the same side as the lens.

ROCKER SWITCHES

## K4 SCHEMATICS

<p>K4_A_A_ SPST - ON-NONE-OFF SCHEMATIC</p>	<p>K4_B_A_ SPST - ON-NONE-ON SCHEMATIC</p>	<p>K4_C_A_ SPST - (ON)-NONE-OFF SCHEMATIC</p>	<p>K4_D_A_ SPDT - (ON)-NONE-ON SCHEMATIC</p>	<p>K4_E_A_ SPDT - (ON)-OFF-(ON) SCHEMATIC</p>	<p>K4_F_A_ SPDT - ON-OFF-ON SCHEMATIC</p>
<p>K4_G_A_ SPDT - (ON)-OFF-ON SCHEMATIC</p>	<p>K4_H_A_ DPST - ON-NONE-OFF SCHEMATIC</p>	<p>K4_J_A_ DPDT - ON-NONE-ON SCHEMATIC</p>	<p>K4_K_A_ DPST - (ON)-NONE-OFF SCHEMATIC</p>	<p>K4_L_A_ DPDT - (ON)-NONE-ON SCHEMATIC</p>	<p>K4_M_A_ DPDT - (ON)-OFF-(ON) SCHEMATIC</p>
<p>K4_N_A_ DPDT - ON-OFF-ON SCHEMATIC</p>	<p>K4_P_A_ DPDT - (ON)-OFF-ON SCHEMATIC</p>	<p>GENERAL SCHEMATIC INFORMATION</p> <p>○ ○ INDICATES MAINTAIN ACTION (FIXED POSITION)</p> <p>▼ ○ INDICATES MOMENTARY ACTION (AUTOMATIC RETURN POSITION)</p>		<p>K4_F_B_ SPDT - ON-OFF-ON SCHEMATIC W/DEP LED IN "A"</p>	<p>K4_F_C_ SPDT - ON-OFF-ON SCHEMATIC W/DEP LED IN "C"</p>
<p>K4_F_D_ SPDT - ON-OFF-ON SCHEMATIC W/IND LED IN "A"</p>	<p>K4_F_E_ SPDT - ON-OFF-ON SCHEMATIC W/IND LED IN "C"</p>	<p>K4_F_F_ SPDT - ON-OFF-ON SCHEMATIC W/DEP LED IN "A" "C"</p>	<p>K4_F_G_ SPDT - ON-OFF-ON SCHEMATIC W/DEP LED IN "A" IND LED IN "C"</p>	<p>K4_F_H_ SPDT - ON-OFF-ON SCHEMATIC W/IND LED IN "A" DEP LED IN "C"</p>	<p>K4_F_J_ SPDT - ON-OFF-ON SCHEMATIC W/IND LED IN "A" IND LED IN "C"</p>
<p>K4_F_B_ SPDT - ON-OFF-ON SCHEMATIC W/DEP NEON BULB IN "A"</p>	<p>K4_F_C_ SPDT - ON-OFF-ON SCHEMATIC W/DEP NEON BULB IN "C"</p>	<p>K4_F_D_ SPDT - ON-OFF-ON SCHEMATIC W/IND NEON BULB IN "A"</p>	<p>K4_F_E_ SPDT - ON-OFF-ON SCHEMATIC W/IND NEON BULB IN "C"</p>	<p>K4_F_F_ SPDT - ON-OFF-ON SCHEMATIC W/DEP NEON BULB IN "A" "C"</p>	<p>K4_F_G_ SPDT - ON-OFF-ON SCHEMATIC W/DEP NEON IN "A" IND NEON IN "C"</p>
<p>K4_F_H_ SPDT - ON-OFF-ON SCHEMATIC W/IND NEON IN "A" DEP NEON IN "C"</p>	<p>K4_F_J_ SPDT - ON-OFF-ON SCHEMATIC W/IND NEON IN "A" "C"</p>	<p>K4_F_B_ SPDT - ON-OFF-ON SCHEMATIC W/DEP BULB IN "A"</p>	<p>K4_F_C_ SPDT - ON-OFF-ON SCHEMATIC W/DEP BULB IN "C"</p>	<p>K4_F_D_ SPDT - ON-OFF-ON SCHEMATIC W/IND BULB IN "A"</p>	
<p>K4_F_E_ SPDT - ON-OFF-ON SCHEMATIC W/IND BULB IN "C"</p>	<p>K4_F_F_ SPDT - ON-OFF-ON SCHEMATIC W/DEP BULB IN "A" "C"</p>	<p>K4_F_G_ SPDT - ON-OFF-ON SCHEMATIC W/DEP BULB IN "A" IND BULB IN "C"</p>	<p>K4_F_H_ SPDT - ON-OFF-ON SCHEMATIC W/IND BULB IN "A" DEP BULB IN "C"</p>	<p>K4_F_J_ SPDT - ON-OFF-ON SCHEMATIC W/IND BULB IN "A" IND BULB IN "C"</p>	<p>UNLESS OTHERWISE SPECIFIED DIMENSIONS ARE IN INCHES. TOLERANCES ARE AS LISTED. MUST BE FREE FROM BURRS AND SHARP EDGES</p> <p>TOLERANCES XX ±.03 .XXX ±.010 ANGLES ±2° DO NOT SCALE DRAWING</p>

Компания «Life Electronics» занимается поставками электронных компонентов импортного и отечественного производства от производителей и со складов крупных дистрибьюторов Европы, Америки и Азии.

С конца 2013 года компания активно расширяет линейку поставок компонентов по направлению коаксиальный кабель, кварцевые генераторы и конденсаторы (керамические, пленочные, электролитические), за счёт заключения дистрибьюторских договоров

Мы предлагаем:

- Конкурентоспособные цены и скидки постоянным клиентам.
- Специальные условия для постоянных клиентов.
- Подбор аналогов.
- Поставку компонентов в любых объемах, удовлетворяющих вашим потребностям.
- Приемлемые сроки поставки, возможна ускоренная поставка.
- Доставку товара в любую точку России и стран СНГ.
- Комплексную поставку.
- Работу по проектам и поставку образцов.
- Формирование склада под заказчика.
- Сертификаты соответствия на поставляемую продукцию (по желанию клиента).
- Тестирование поставляемой продукции.
- Поставку компонентов, требующих военную и космическую приемку.
- Входной контроль качества.
- Наличие сертификата ISO.

В составе нашей компании организован Конструкторский отдел, призванный помогать разработчикам, и инженерам.

Конструкторский отдел помогает осуществить:

- Регистрацию проекта у производителя компонентов.
- Техническую поддержку проекта.
- Защиту от снятия компонента с производства.
- Оценку стоимости проекта по компонентам.
- Изготовление тестовой платы монтаж и пусконаладочные работы.



Тел: +7 (812) 336 43 04 (многоканальный)

Email: [org@lifeelectronics.ru](mailto:org@lifeelectronics.ru)