

Features

Regulated Converters

- 35mW max. No Load Power Consumption
- Efficiency up to 76%
- Isolated Output 3kVAC / 1 min
- SCP, OVP Protection
- Wide Operating Temperature Range: -40°C to +85°C
- Universal Input 85-305VAC



RAC02-SE/277

2 Watt
Single
Output



Description

The ultra-compact RAC02-SE/277 modules are available with output voltages of 3.3, 5, 12 and 24V, and the input-to-output isolation is 3kVAC/1min. With a standby consumption of 35mW maximum, the mini power supplies are particularly suitable for energy-saving sleep mode and standby applications. Because of its compact design (height <17.75 mm), it is a versatile solution for home automation and other similar applications. Complete with an integrated input filter, the series has enhanced EMI performance and complies with EN55022, class B. The mini power supplies are also protected against short circuit with fully automatic restart after the error has been solved. The converters are EN/UL60950-1 certified and come complete with a 3 year warranty.

Selection Guide

Part Number	Input Voltage Range (VAC)	Output Voltage (VDC)	Output Current (mA)	Efficiency typ. (%)	Max. Capacitive Load (µF)
RAC02-3.3SE/277	85-305	3.3	600	67	12000
RAC02-05SE/277	85-305	5.0	400	70	5500
RAC02-12SE/277	85-305	12	167	73	500
RAC02-24SE/277	85-305	24	83	76	160



Specifications (measured at TA= 25°C, nominal input voltage, full load and after warm-up)

BASIC CHARACTERISTICS				
Parameter	Condition	Min.	Typ.	Max.
Input Voltage Range		85VAC 120VDC		305VAC 430VDC
Input Current	full load, 115VAC full load, 230VAC		47mA 30mA	
absolute max. Input Current	cold start at 25°C, 115VAC cold start at 25°C, 230VAC			15A 30A
No load Power Consumption	85-305VAC, 47-440Hz			35mW
Input Frequency	AC Input	47Hz		440Hz
Hold-up time	full load, 115VAC		18ms	
Operating Frequency	100% load at nominal Vin		55kHz	
Efficiency			see Selection Guide	
Minimum Load			2% typ.	
Output Ripple and Noise ⁽¹⁾	3.3V 5V, 12V, 24V			300mVp-p 250mVp-p
Notes:				
Note1:	Ripple and Noise is the maximum peak-to-peak voltage value measured at the output with a 20MHz bandwidth, at rated line voltage at full load.			



Any data referred to in this datasheet are of indicative nature and based on our practical experience only. For further details, please refer to Application Notes

Refer to Applications Notes

Specifications (measured at $T_A = 25^\circ\text{C}$, nominal input voltage, full load and after warm-up)

REGULATIONS		
Parameter	Condition	Value
Output Voltage Tolerance ⁽²⁾		±6% max.
Line Voltage Regulation	low line to high line, full load	±1.5% max.
Load Voltage Regulation	2% to 100% load	±6% typ.

Notes:
 Note2: Includes initial voltage accuracy, thermal drift, line regulation and load regulation at rated input voltage and load conditions.

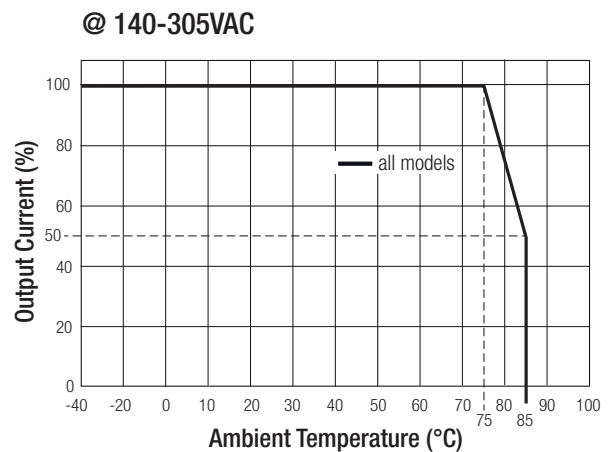
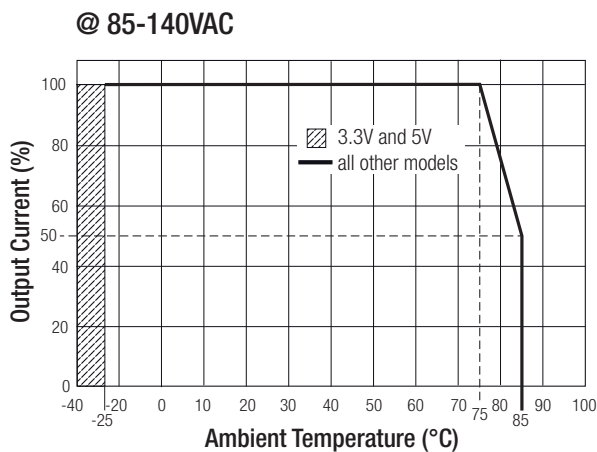
PROTECTIONS		
Parameter	Type	Value
Short Circuit Protection (SCP)		continuous, automatic recovery
Over Voltage Protection (OVP)	Zener Diode clamp	110% - 140%
Over Current Limit		110% - 190%
Isolation Voltage		3kVAC / 1 Minute
Isolation Resistance		1GΩ min.
Leakage Current	85-305VAC, 47-440Hz	10μA

ENVIRONMENTAL		
Parameter	Condition	Value
Operating Temperature Range	230VAC, natural convection and with derating	-40°C to +85°C
Storage Temperature Range		-40°C to +85°C
Humidity	non-condensing	5% - 95%, RH max.
MTBF ⁽³⁾	MIL-HDBK-217F, 115VAC, +25°C MIL-HDBK-217F, 230VAC, +25°C	2238 x 10 ⁶ hours 1670 x 10 ⁶ hours

Notes:

Note3: MTBF is referring RAC02-05SE/277

Derating Graph



Specifications (measured at $T_A = 25^\circ\text{C}$, nominal input voltage, full load and after warm-up)

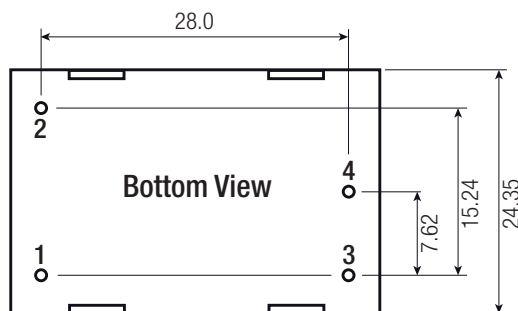
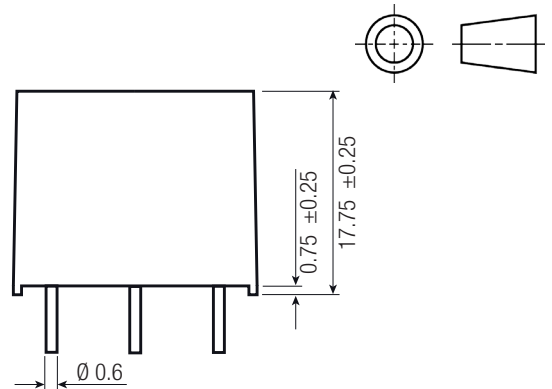
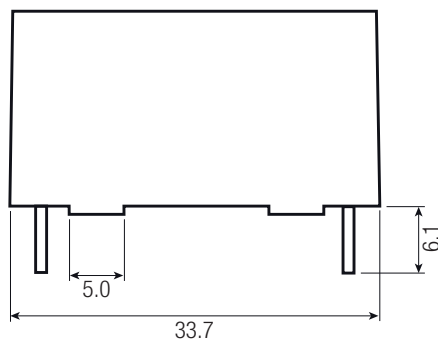
SAFETY AND CERTIFICATIONS

Certificate Type	Report / File Number	Standard
EN General Safety	SPCLVD1208051	EN-60950-1, 2nd Edition
UL General Safety	E224736	UL-60950-1, 2nd Edition
Certificate Type (Environmental)	Report / File Number	Standard / Criterion
ESD		EN61000-4-2, Criteria B
Radiated Immunity		EN61000-4-3, Criteria A
Fast Transient		EN61000-4-4, Criteria B
Surge		EN61000-4-5, Criteria B
Conducted Immunity		EN61000-4-6, Criteria A
Voltage dips and variations		EN61000-4-8, Criteria A
Voltage flicker		EN-61000-3-3
EMI Standard	Report: 1502CE17	EN55022, Class B EN55024
Vibration		MIL-STD-202G

DIMENSIONS and PHYSICAL CHARACTERISTICS

Parameter	Type	Value
Material	Case Potting	UL94V-0, black plastic UL94V-0, Silicone
Dimensions (LxWxH)		33.7 x 22.2 x 17.75mm
Weight		24.5g typ.
Packaging Dimensions (LxWxH)	Tube	520 x 37 x 28mm
Packaging Quantity		22 pcs.

Mechanical Dimensions (mm)



Pin Connections

Pin #	Single
1	VAC in (L)
2	VAC in (N)
3	-Vout
4	+Vout

Tolerance: xx.x= ±0.5mm

xx.xx= ±0.35mm

Pin width: ±0.05mm

The product information and specifications are subject to change without prior notice. All products are designed for non-safety critical commercial and industrial applications. The buyer agrees to implement safeguards that anticipate the consequences of any failures that might cause harm, loss of life and/or property damage.

Компания «Life Electronics» занимается поставками электронных компонентов импортного и отечественного производства от производителей и со складов крупных дистрибьюторов Европы, Америки и Азии.

С конца 2013 года компания активно расширяет линейку поставок компонентов по направлению коаксиальный кабель, кварцевые генераторы и конденсаторы (керамические, пленочные, электролитические), за счёт заключения дистрибьюторских договоров

Мы предлагаем:

- Конкурентоспособные цены и скидки постоянным клиентам.
- Специальные условия для постоянных клиентов.
- Подбор аналогов.
- Поставку компонентов в любых объемах, удовлетворяющих вашим потребностям.
- Приемлемые сроки поставки, возможна ускоренная поставка.
- Доставку товара в любую точку России и стран СНГ.
- Комплексную поставку.
- Работу по проектам и поставку образцов.
- Формирование склада под заказчика.
- Сертификаты соответствия на поставляемую продукцию (по желанию клиента).
- Тестирование поставляемой продукции.
- Поставку компонентов, требующих военную и космическую приемку.
- Входной контроль качества.
- Наличие сертификата ISO.

В составе нашей компании организован Конструкторский отдел, призванный помогать разработчикам, и инженерам.

Конструкторский отдел помогает осуществить:

- Регистрацию проекта у производителя компонентов.
- Техническую поддержку проекта.
- Защиту от снятия компонента с производства.
- Оценку стоимости проекта по компонентам.
- Изготовление тестовой платы монтаж и пусконаладочные работы.



Тел: +7 (812) 336 43 04 (многоканальный)

Email: org@lifeelectronics.ru