

For housing types and dim A and B see sheet 4

Part number:  
10056100-1YZABCILF

X = PLATING  
I=TELCORDIA CO (see note 2 sheet 5)

YZ = HOUSING TYPE  
01 = 2 wall narrow body  
04 = 4 wall narrow body  
05 = 2 wall wide body (STANDARD VERSION)  
08 = 4 wall wide body

ABC = PIN LAYOUT  
001 = standard layout (no detect pin)  
xxx = other versions see sheet 2

LF = Lead Free  
LF = Lead free product (see note 8 sheet 5)  
no suffix = Non lead free: available upon special request

2 WALL WIDE BODY VERSION AS SHOWN

spec ref	RELEASE	dr	Matthew Cheong	2006/08/15	projection	mm	size	A3	scale	2:1	
tolerance std	TOLERANCES UNLESS OTHERWISE SPECIFIED	eng	K R Mahoharan	2012/07/23			ecn no	ELX-S-012244-1			
ISO 406		chr	-	product family				AirMax VS	rel level	Released	
ISO 1101		appr	Chen-Hong Tan							2012/10/12	rev
surface	linear	0.X	±		title AirMax VS VERTICAL HEADER 4 pair, 120 pos, 2mm, 10 IMLA	dwg no 10056100	sheet 1 of 5				
ISO 1302	angular	0.XX	±				cat. no.	-	Product - Customer Drw	Printed: Oct 16, 2012	
		0.XXX	±							STATUS: Released	
		0°	±°	PDS: Rev :F							

\* Detection pin of 3.9mm possible on standard positions H5  
 For other detection pin and options please consult FCI.

Partnumber \ Pinlayout	5.6mm Longpins (typ gnd)	3.9mm * Short pin (typ detect)	4.6mm Otherpins (typ sign)
10056100-1YZ0011(LF)	F1,F3,F5,F7,F9 G2,G4,G6,G8,G10	-	All other positions
10056100-1YZ0021(LF)	-	-	All positions
10056100-1YZ0031(LF)	F1,F3,F5,F7,F9 G2,G4,G6,G8,G10	H5	All other positions
10056100-1YZ0032(LF)	F1,F3,F5,F7,F9 G2,G4,G6,G8,G10	H5 (See Note 7)	All other positions

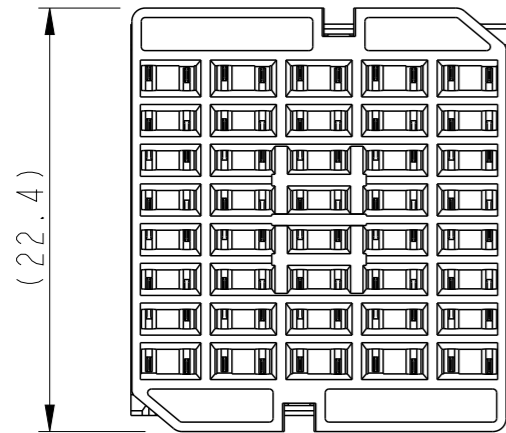


Copyright FCI.

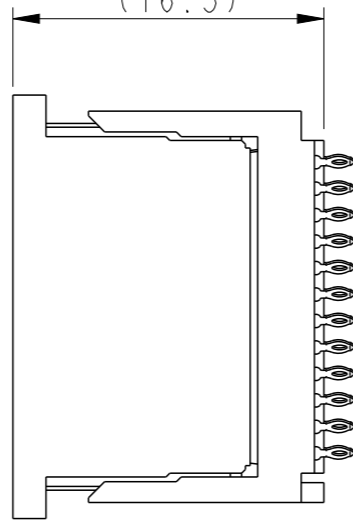
spec ref	RELEASE			dr	Matthew Cheong	2006/08/15	projection	mm	size	A3	scale	2:1	
tolerance std	TOLERANCES UNLESS OTHERWISE SPECIFIED			eng	K R Mahoharan	2012/07/23			ecn no		ELX-S-012244-1		
ISO 406 ISO 1101				chr	-	-			rel level		Released		
surface	linear	0.X	±		www.fci.com	cat. no.	-	product family	AirMax VS	dwg no	10056100	rev	F
ISO 1302		0.XXX	±										

A

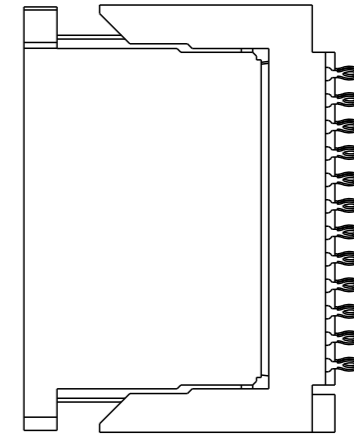
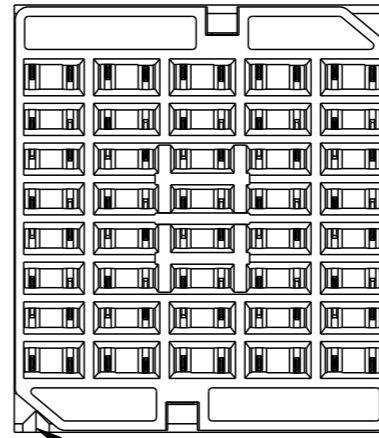
NARROW BODY



(16.5)



WIDE BODY



A

B

B

C

C

Triangle indicates position A1. SEE NOTE 12.

Triangle indicates position A1. SEE NOTE 12.

SEE NOTE 14.

cut-out at opposite side of A1 indicator. SEE NOTE 12.

SEE NOTE 13.

NOTE 5 & 12

D

D

spec ref	RELEASE	dr	Matthew Cheong	2006/08/15	projection	mm	size	A3	scale	2:1
tolerance std	TOLERANCES UNLESS OTHERWISE SPECIFIED	eng	K R Mahoharan	2012/07/23			ecn no	ELX-S-012244-1		
ISO 406 ISO 1101		chr	-	-			product family	AirMax VS	rel level	Released
surface	linear	appr	Chen-Hong Tan	2012/10/12			dwg no	10056100		rev
ISO 1302	angular	www.fci.com		cat. no.	-	Product - Customer Drw	sheet 3 of 5		F	
	0.X ±									
	0.XX ±									
	0.XXX ±									
	0° ±									



Copyright FCI.

1

2

3

4

NARROW BODY

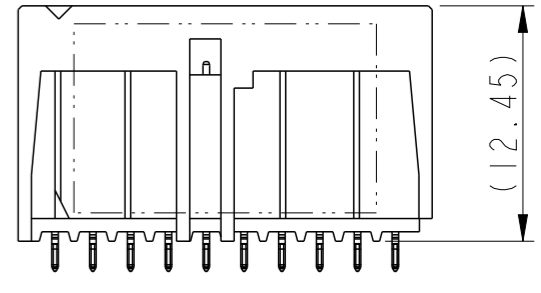
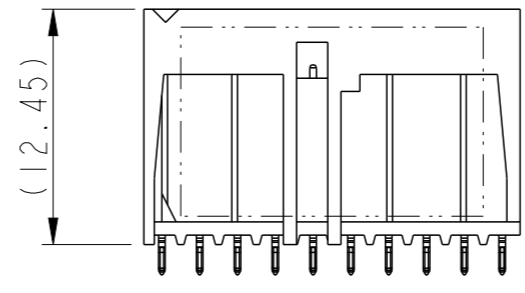
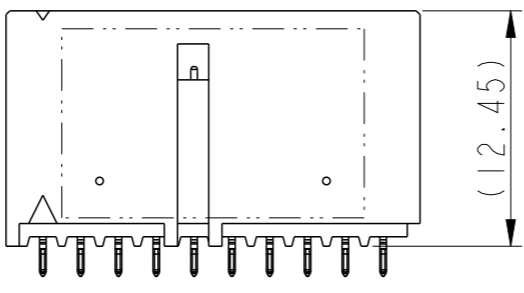
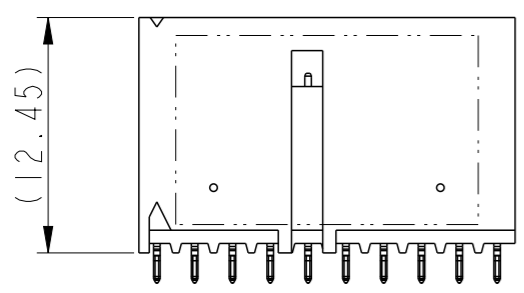
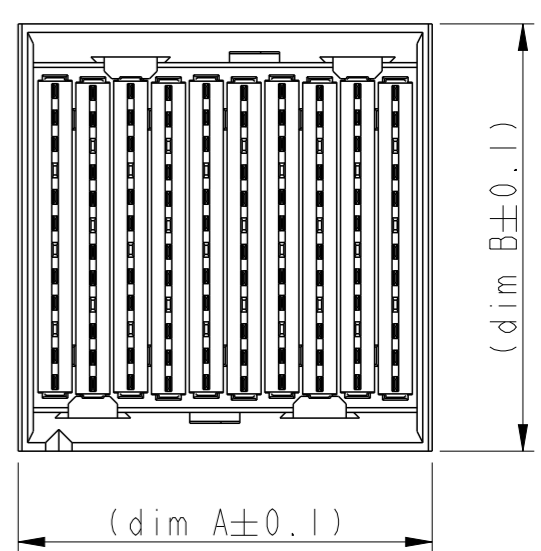
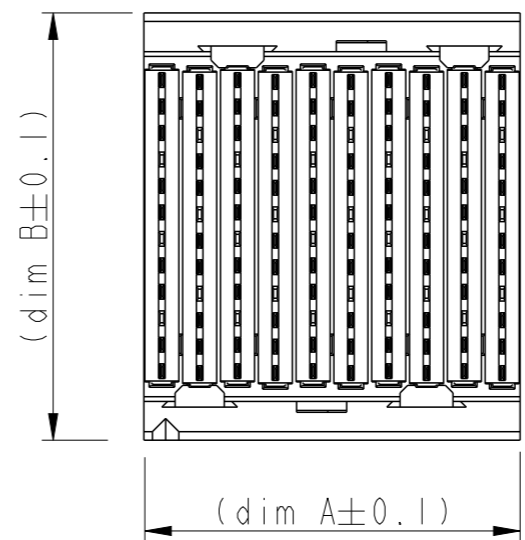
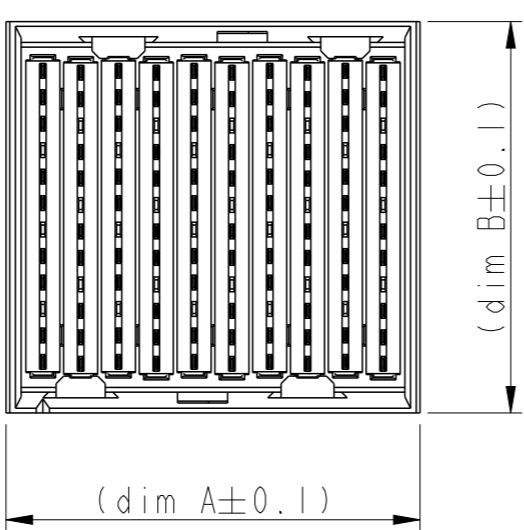
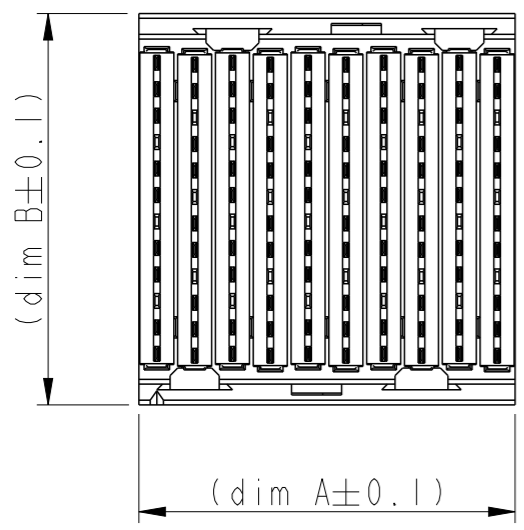
WIDE BODY

10056100 - 101ABC1

10056100 - 104ABC1

10056100 - 105ABC1

10056100 - 108ABC1



PN / dim	A	B
10056100-101ABC1(LF)	19.9	20.7
10056100-104ABC1(LF)	21.9	20.7
10056100-105ABC1(LF)	19.9	22.6
10056100-108ABC1(LF)	21.9	22.6

spec ref	RELEASE	dr	Matthew Cheong	2006/08/15	projection	mm	size	A3	scale	2:1			
tolerance std	TOLERANCES UNLESS OTHERWISE SPECIFIED	eng	K R Mahoharan	2012/07/23			ecn no	ELX-S-012244-1	rel level	Released			
ISO 406		chr	-	-									
ISO 1101		appr	Chen-Hong Tan	2012/10/12							product family	AirMax VS	
surface	linear	0.X	±		title AirMax VS VERTICAL HEADER 4 pair, 120 pos, 2mm, 10 IMLA	dwg no 10056100	rev F	Product - Customer Drw		sheet 4 of 5			
ISO 1302	angular	0°	±°					cat. no.	-	PDS: Rev :F		STATUS:Released	Printed: Oct 16, 2012



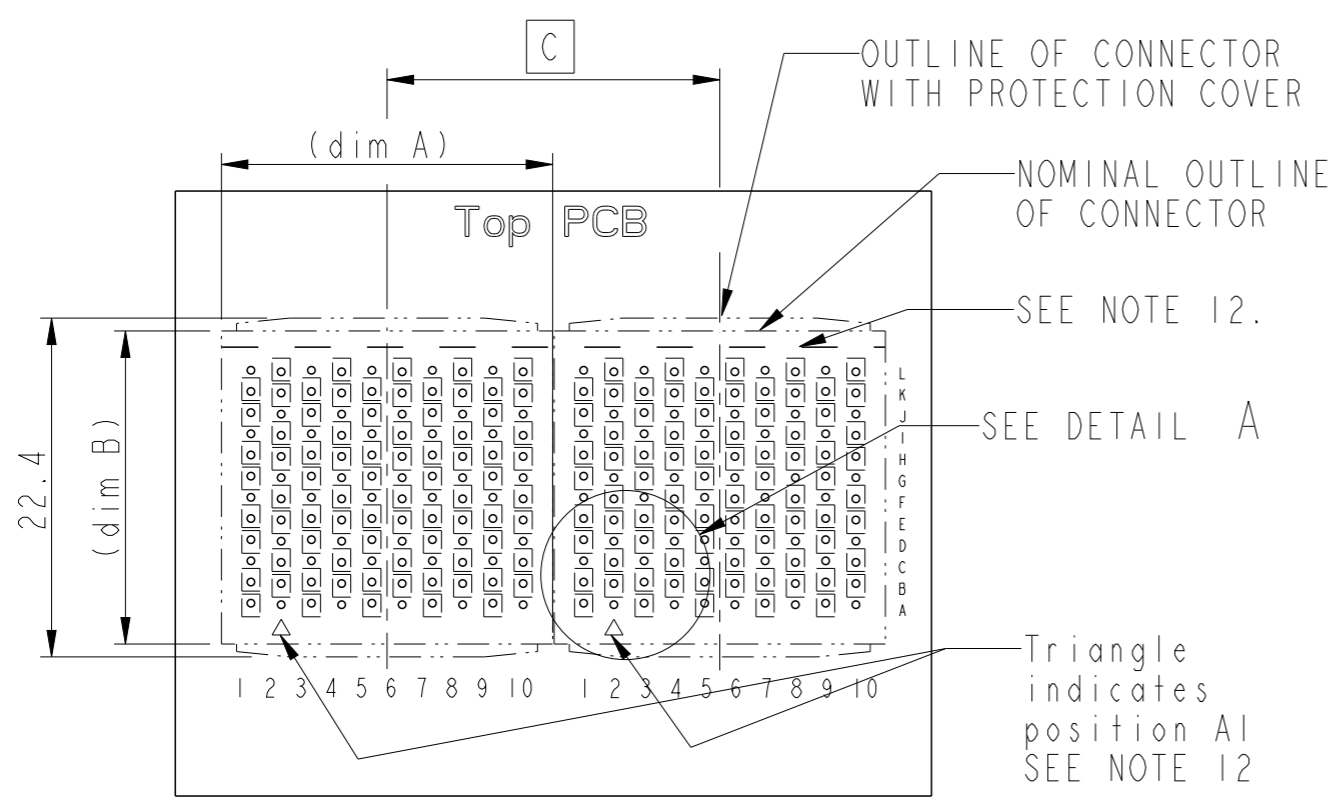
Copyright FCI.

1

2

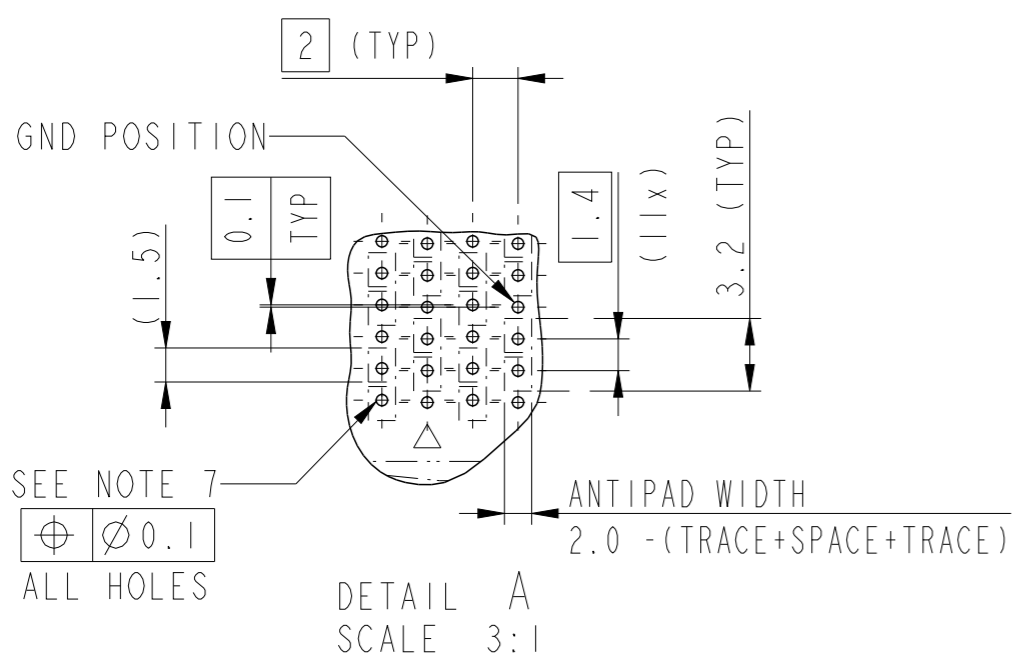
3

4



RECOMMENDED PCB LAYOUT FOR DIFFERENTIAL APPLICATIONS COMPONENT SIDE (TWO ADJACENT FOOTPRINTS SHOWN)

PN \ dim	A	B	C
10056100-101ABC1(LF)	19.9	20.7	20
10056100-104ABC1(LF)	21.9	20.7	22
10056100-105ABC1(LF)	19.9	22.6	20
10056100-108ABC1(LF)	21.9	22.6	22



F NOTES:

- CONNECTOR MATERIALS:  
HOUSING : HIGH TEMP THERMOPLASTIC, NATURAL, UL94V-0  
PROTECTION COVER : HIGH TEMP THERMOPLASTIC, BLACK, UL94V-0  
IMLA PLASTIC: HIGH TEMP THERMOPLASTIC, BLACK UL94V-0  
CONTACT: COPPER ALLOY
- CONTACT PLATING:  
SEPARABLE INTERFACE: PERFORMANCE-BASED PLATING, QUALIFIED TO MEET THE REQUIREMENTS OF FCI PRODUCT SPECIFICATION GS-12-239, INCLUDING TELCORDIA GR-1217-CORE (NOV 1995)  
CENTRAL OFFICE TEST SEQUENCE.  
PRESS-FIT TAILS: TIN-LEAD (NON LEAD FREE) OR TIN OVER NICKEL (LEAD FREE)
- PRODUCT SPECIFICATION: GS-12-239.
- APPLICATION SPECIFICATION: GS-20-035. FLATROCK INSERTION INTO PCB BY PUSHING ON TOP OF SURFACE PROTECTION COVER
- PRODUCT MARKING, (PARTNUMBER & LOTCODE).
- PROTECTION COVER MUST BE REMOVED BEFORE MATING WITH RECEPTACLE CONNECTOR
- SEE CUSTOMER DRAWING 10045979 FOR INFORMATION ON PCB HOLE DIAMETER AND PLATING OPTIONS.
- LEAD FREE PARTNUMBERS MEETS THE EUROPEAN UNION DIRECTIVE AS DESCRIBED IN GS-22-008, SUB CLAUSE 3.2
- THE HOUSING SHOULD WITHSTAND EXPOSURE TO 260°C PEAK TEMPERATURE FOR 40 SECONDS IN A CONVECTION, INFRA-RED OR VAPOR PHASE REFLOW OVEN.
- PACKAGE PER GS-14-1086 AND GS-14-920 LEAD FREE LABELING SPEC.
- THERE IS NO GROUND BUSSING WITHIN THE CONNECTOR SYSTEM.
- IT IS RECOMMENDED TO PUT THIS VISIBLE LINE AND THE A1 INDICATION (TRIANGLE) ON THE PCB TO INDICATE PROPER ORIENTATION. OTHER VISIBLE POLARIZATION MARKS ARE A1 INDICATOR AND PRINTING SIDE. (SEE SHEET 3)
- GRIPPING FEATURE TO REMOVE PROTECTION COVER BY FINGERS.
- GRIPPING FEATURE TO REMOVE PROTECTION COVER BY STANDARD PLIERS.
- A SYMBOL WILL BE NEXT TO ANY DIMENSION, VIEW OR NOTE WHICH HAS BEEN MODIFIED WITH THE CURRENT DRAWING REVISION.
- THIS IS A CUSTOMER SPECIAL HOUSING TO BE LAZER MARKED WITH A SINGLE STRIP (1).

F



Copyright FCI.

spec ref	RELEASE	dr	Matthew Cheong	2006/08/15	projection	mm	size	A3	scale	2:1	
tolerance std	ISO 406 ISO 1101	eng	K R Mahoharan	2012/07/23		← →	ecn no	ELX-S-012244-1			
surface	✓	chr	-	-			product family	AirMax VS	rel level	Released	
ISO 1302	linear	appr	Chen-Hong Tan	2012/10/12	AirMax VS VERTICAL HEADER		dwg no	10056100		rev	F
	angular	www.fci.com		cat. no.	-		Product - Customer Drw		sheet 5 of 5		

Компания «Life Electronics» занимается поставками электронных компонентов импортного и отечественного производства от производителей и со складов крупных дистрибьюторов Европы, Америки и Азии.

С конца 2013 года компания активно расширяет линейку поставок компонентов по направлению коаксиальный кабель, кварцевые генераторы и конденсаторы (керамические, пленочные, электролитические), за счёт заключения дистрибьюторских договоров

Мы предлагаем:

- Конкурентоспособные цены и скидки постоянным клиентам.
- Специальные условия для постоянных клиентов.
- Подбор аналогов.
- Поставку компонентов в любых объемах, удовлетворяющих вашим потребностям.
- Приемлемые сроки поставки, возможна ускоренная поставка.
- Доставку товара в любую точку России и стран СНГ.
- Комплексную поставку.
- Работу по проектам и поставку образцов.
- Формирование склада под заказчика.
- Сертификаты соответствия на поставляемую продукцию (по желанию клиента).
- Тестирование поставляемой продукции.
- Поставку компонентов, требующих военную и космическую приемку.
- Входной контроль качества.
- Наличие сертификата ISO.

В составе нашей компании организован Конструкторский отдел, призванный помогать разработчикам, и инженерам.

Конструкторский отдел помогает осуществить:

- Регистрацию проекта у производителя компонентов.
- Техническую поддержку проекта.
- Защиту от снятия компонента с производства.
- Оценку стоимости проекта по компонентам.
- Изготовление тестовой платы монтаж и пусконаладочные работы.



Тел: +7 (812) 336 43 04 (многоканальный)

Email: [org@lifeelectronics.ru](mailto:org@lifeelectronics.ru)

[www.lifeelectronics.ru](http://www.lifeelectronics.ru)