

**Tilt Sensor Switch**

Item No.	RBS020602	Description	Ball-Contact	Version	7
Page	1 of 5		Publish Date	Jun. 21, 2018	

● **FUNCTIONS**

1. Horizontal Tilt Detecting
2. Vertical Rotation Detecting
3. Shock Detecting



● **APPLICATIONS**

1. Screen Rotation
2. Web Camera
3. Alarm System
4. Iron Position Detecting
5. Bicycle lights flashing
6. Step Counter

● **FEATURES**

1. Suitable for horizontal PCB.
2. Tiny size, suitable for small space.
3. Wing-shaped terminals, a feature enables half body of the sensor switch to be buried into PCB.
4. Gold-plated ball and terminals, low possibility of oxidization.
5. All plastic materials subject to industrial purpose, resist high temperature and meet fireproof function.
6. Simple ON and OFF signals, easy for design.
7. RoHS compliance, an ideal substitute for mercury switch.
8. A more economical tilt and rotation detection option than IC design solution.
9. All made in Taiwan and examined before shipment.
10. Switch state: SMD Normal open



Tilt Sensor Switch

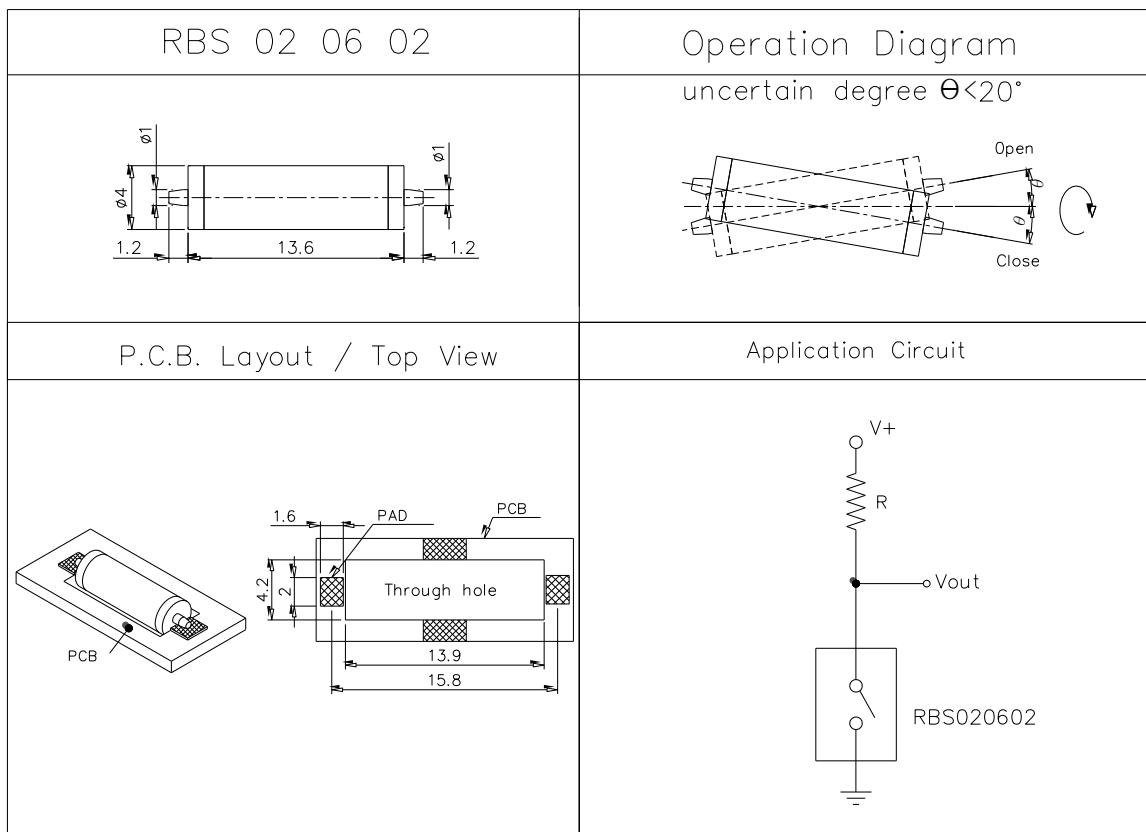
Item No.	RBS020602	Description	Ball-Contact	Version	7
Page	2 of 5		Publish Date	Jun. 21, 2018	

● PATENTS

1. Taiwan Patent No. 168028
2. U.S.A Patent No. US 7,829,804 B2
3. China Patent No. ZL 200710123228.X

● DIMENSIONS / OPERATION / P.C.B. LAYOUT (Unit: mm, Tolerance: ±0.25mm)

Fig. 1



Tilt Sensor Switch

Item No.	RBS020602	Description	Ball-Contact	Version	7
Page	3 of 5		Publish Date	Jun. 21, 2018	

● Current/Voltage Suggested

Input Current (mA)	Operating Voltage (V)	Condition
1.0	5	--


● ELECTRICAL CHARACTERISTICS

1.	Contact Rating	10mA, 5VDC
2.	Contact Resistance	10Ω max.
3.	Operation Diagram	Refer to Fig. 1
4.	Insulation Resistance	50MΩ min. at 100VDC
5.	Dielectric Strength	50VDC min. for 1 minute
6.	Capacitance	5pF max.
7.	Conductive Rate	80% min

● RELIABLE TEST ITEMS

Reliable Test for RBS020602

	Test Item	Contents
1	Operating Temperature	-25°C ~ 85°C
2	Storage Temperature	-40°C ~ 85°C
3	Humidity	40 °C / 95 %RH
4	Mechanical Life	2 Hz horizontal/ 1,000,000 times
5	Electrical Life	100,000 times



Tilt Sensor Switch

Item No.	RBS020602	Description	Ball-Contact	Version	7
Page	4 of 5		Publish Date	Jun. 21, 2018	

● SOLDERING CONDITION


Following profile is for reference only. Please use solder paste that solder paste manufacturer recommends.

Condition	Soldering Temperature	Soldering Time	Wattage of Manual Soldering	Type
Suitable Production Process				
Manual Soldering	300±5°C	< 3 seconds max.	30W or Temperature-controlled manual soldering	SMD

● PACKAGE

	Part Number	Package	Quantity	Total	Dimension(mm)
1.	RBS020602	PE Bag	1,000 pcs	1,000 pcs	205L*145W
		Inner Box	10 PE Bags	10,000 pcs	348L*191W*85H
		Carton	3 Boxes	30,000 pcs	364L*278W*213H

※ Package shown as below for reference.



**Tilt Sensor Switch**

Item No.	RBS020602	Description	Ball-Contact	Version	7
Page	5 of 5		Publish Date	Jun. 21, 2018	

● **NOTES**

1. Suggestion for usage: For vibration usage or application, we suggest to add hysteresis for IC. If vibration is heavy, optical type of sensor switch is recommended.
2. For the continued product improvement as one of the company policy, specifications may change or update without notice. The latest information can be obtained through our sales offices. Normally, all products are supplied under our standard conditions.
3. If buyer's products will stay in power supply for a long time which needs very high stability, optical sensor switch is strongly recommended.

● **PRECAUTIONS FOR USE**

1. If the products is intended to be used for other endurance equipment requiring higher safety and reliability such as life support system, space and aviation devices, disaster and safety system, it's necessary to make verification of conformity or contact us for the details before using.
2. Do not try to clean the switch with a solvent or similar substance after the soldering process.
3. Use water-soluble flux may damage the switch.
4. Please follow the soldering instruction accordingly, otherwise might lead to defective.
5. Do not use switch in the environment of high humidity, because such an environment may cause the leakage current between the terminals.
6. Please do not exceed the rated load as there will be a risk of disabling the product function.
7. In the circuit, the switch should not be near or directly connected with the magnetic, component solder joints (for example: relays, transformers, etc.).
8. Complete welding within 168 hours after unpacking, to avoid products humid which caused by prolonged exposure.



Компания «Life Electronics» занимается поставками электронных компонентов импортного и отечественного производства от производителей и со складов крупных дистрибьюторов Европы, Америки и Азии.

С конца 2013 года компания активно расширяет линейку поставок компонентов по направлению коаксиальный кабель, кварцевые генераторы и конденсаторы (керамические, пленочные, электролитические), за счёт заключения дистрибьюторских договоров

Мы предлагаем:

- Конкурентоспособные цены и скидки постоянным клиентам.
- Специальные условия для постоянных клиентов.
- Подбор аналогов.
- Поставку компонентов в любых объемах, удовлетворяющих вашим потребностям.
- Приемлемые сроки поставки, возможна ускоренная поставка.
- Доставку товара в любую точку России и стран СНГ.
- Комплексную поставку.
- Работу по проектам и поставку образцов.
- Формирование склада под заказчика.
- Сертификаты соответствия на поставляемую продукцию (по желанию клиента).
- Тестирование поставляемой продукции.
- Поставку компонентов, требующих военную и космическую приемку.
- Входной контроль качества.
- Наличие сертификата ISO.

В составе нашей компании организован Конструкторский отдел, призванный помогать разработчикам, и инженерам.

Конструкторский отдел помогает осуществить:

- Регистрацию проекта у производителя компонентов.
- Техническую поддержку проекта.
- Защиту от снятия компонента с производства.
- Оценку стоимости проекта по компонентам.
- Изготовление тестовой платы монтаж и пусконаладочные работы.



Тел: +7 (812) 336 43 04 (многоканальный)

Email: [org@lifeelectronics.ru](mailto:org@lifeelectronics.ru)