

## SERIES 60A Joystick

### FEATURES

- Optical Encoder, Pushbutton, and Joystick in One Shaft
- Long Life, High Reliability
- Compatible with CMOS, HCMOS, and TTL Logic
- Choices of Cable Length and Termination
- Customized Solutions Available

### APPLICATIONS

- Global Positioning/Driver Information Systems
- Medical Equipment Control
- Radio Control
- Robotics
- Commercial Appliances

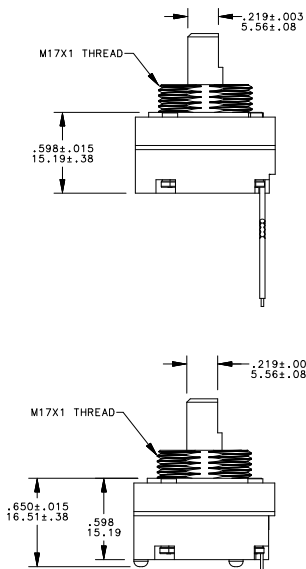


### DIMENSIONS in inches (and millimeters)

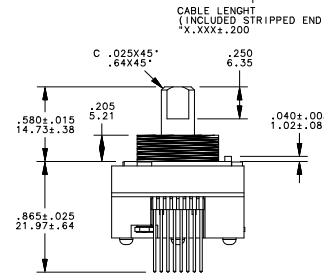
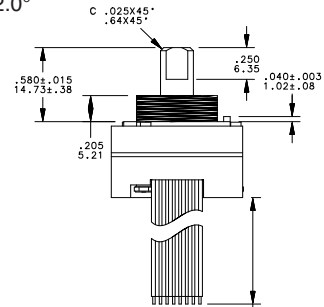
#### Stripped Cable Version



#### Pin Version

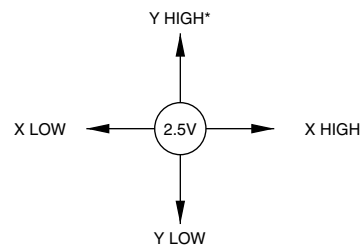


Unless otherwise specified, standard tolerance are:  
 Linear ± .025  
 Diameter ± .010  
 Angle ± 2.0°



HEADER IS SAMTEC  
 P/N: MTMS-108-58-T-S-485  
 OR EQUIVALENT

### CIRCUITRY AND JOYSTICK OPERATION Standard Quadrature 2-Bit Code



\* DEFINED BY LOCATING PIN ON TOP OF HOUSING

**WAVEFORM AND TRUTH TABLE** Standard Quadrature 2-Bit Code



**SPECIFICATIONS**

**Rotary Electrical and Mechanical Ratings**  
**Operating Voltage:** 5.00 ± 0.25 Vdc  
**Supply Current:** 20 mA maximum at 5 Vdc  
**Output:** Open collector phototransistor. External pull up resistors are required  
**Output Code:** 2-Bit quadrature, channel A leads channel B by 90° electrically during clockwise rotation of the shaft  
**Logic Output Characteristics:**  
 High: No less than 3.5 Vdc  
 Low: No greater than 1.0 Vdc  
**Minimum Sink Current:** 2.0 mA  
**Power Consumption:** 100 mW maximum  
**Mechanical Life:** 1 million rotational cycles of operation (1 cycle is a rotation through all positions and a full return)  
**Average Rotational Torque:** 2.0 ± 1.0 in-oz initially, torque shall be within 50% of initial value throughout life  
**Mounting Torque:** 15 in-lbs. maximum  
**Shaft Push-Out Force:** 45 lbs minimum  
**Shaft Pull-Out Force:** 45 lbs minimum  
**Terminal Strength:** 15 lbs terminal pull-out force minimum for cabled and header termination  
**Solderability:** 95% free of pin holes and voids

**Pushbutton Electrical and Mechanical Ratings**  
**Rating:** 10 mA at 5 Vdc resistive  
**Contact Resistance:** less than 10 ohms  
**Life:** 1 million actuations minimum  
**Contact Bounce:** < 4 mS make, 10 mS break  
**Actuation Force:** 400 ± 150 grams force  
**Shaft Travel:** 0.020 ± 0.010 inches

**ORDERING INFORMATION**

**Series**  
**Angle of Throw:** Detent: 18 = 18° or 20 positions; Non-detent: 08 = 18° or 20 positions; Non-Turn: 00 = Joystick and Pushbutton only  
**Joystick Contacts:** 2 = 2 Discrete Contacts  
 4 = 4 Discrete Contacts  
 8 = 4 Contacts in 8 possible directions

**Termination:** S = Stripped cable; .050" centers; C = Connector; .050" centers; P = Pin; .050" centers  
**Cable Termination:** 040 = 4.0in. Cable is terminated with Amp Connector P/N 215083-8.  
 See Amp Mateability Guide for mating connector details.  
*\*Eliminate cable length if ordering pins (Ex: 60A18-4-P)*

**60A18-4-040S**

Available from your local Grayhill Component Distributor.  
 For prices and discounts, contact a local Sales Office, an authorized local Distributor, or Grayhill.

**Joystick Electrical and Mechanical Ratings**  
**Supply Current:** 5 mA maximum  
**Output Code:** 2-Bit  
**Logic Output Characteristics:**  
 Neutral: 2.5 ± 0.5 Vdc  
 High: > 4.5 Vdc  
 Low: < 0.5 Vdc  
**Angle of Throw:** 8° ± 2° in all directions  
**Life:** 500,000 actuations in each direction

**Environmental Ratings**  
**Operating Temperature Range:** -40°C to 85°C  
**Storage Temperature Range:** -55°C to 100°C  
**Relative Humidity:** 96 hours at 90-85% humidity at 40°C  
**Vibration:** Harmonic motion with amplitude of 15g, within a varied 10 to 2000 Hz frequency for 12 hours  
**Mechanical Shock:**  
 Test 1: 100g for 6ms half-sine wave with a velocity change of 12.3 ft/s  
 Test 2: 100g for 6ms sawtooth wave with a velocity change of 9.7 ft/s

**Materials and Finishes**  
**Assembly Studs:** 305 Stainless steel  
**Detent Housing:** Polyamide polymer (nylon 6/10 alloy)  
**Printed Circuit Boards:** Glass cloth epoxy double clad with copper gold over nickel plated  
**Infrared Emitting Diode Chips:** Gallium aluminum arsenide  
**Silicon Phototransistor Chips:** Gold and aluminum alloys

**Resistors:** Metal oxide on ceramic substrate  
**Solder Pins:** Brass, Plated with tin  
**Shaft:** Polyamide polymer (nylon 6/10 alloy) with stainless steel insert  
**Detent Balls:** Carbon steel plated with nickel  
**Detent Springs:** Music wire plated with tin  
**Code Rotor:** 33% Glass reinforced nylon 66  
**Pushbutton Dome:** Stainless steel  
**Pushbutton Dome Retainer:** Polycarbonate  
**Joystick Housing:** Polyamide polymer (nylon 6/10 alloy)  
**Joystick Contact:** Stainless steel, silicone rubber, brass with silver cladding, high-temp thermoplastic, phosphor bronze with silver cladding  
**Cable:** Copper stranded with plating in PVC insulation  
**Connector:** PA 4.6 with tin over nickel plated phosphor bronze  
**Lockwashers:** Stainless steel with passivate finish  
**Hex Nuts:** 303 Stainless steel  
**Label:** TT406 Thermal transfer cast film  
**Solder:** Sn/Ag/Cu, Lead-Free, No Clean  
**Mounting Nut:** Polyurethane  
**Lubricating Grease:** Nye nyogel 774L

**OPTIONS**  
 Contact Grayhill for custom terminations, rotational torque, number of positions, shaft configurations, and resolutions. Control knobs are also available.

Optical and Mechanical Encoders

Компания «Life Electronics» занимается поставками электронных компонентов импортного и отечественного производства от производителей и со складов крупных дистрибьюторов Европы, Америки и Азии.

С конца 2013 года компания активно расширяет линейку поставок компонентов по направлению коаксиальный кабель, кварцевые генераторы и конденсаторы (керамические, пленочные, электролитические), за счёт заключения дистрибьюторских договоров

Мы предлагаем:

- Конкурентоспособные цены и скидки постоянным клиентам.
- Специальные условия для постоянных клиентов.
- Подбор аналогов.
- Поставку компонентов в любых объемах, удовлетворяющих вашим потребностям.
- Приемлемые сроки поставки, возможна ускоренная поставка.
- Доставку товара в любую точку России и стран СНГ.
- Комплексную поставку.
- Работу по проектам и поставку образцов.
- Формирование склада под заказчика.
- Сертификаты соответствия на поставляемую продукцию (по желанию клиента).
- Тестирование поставляемой продукции.
- Поставку компонентов, требующих военную и космическую приемку.
- Входной контроль качества.
- Наличие сертификата ISO.

В составе нашей компании организован Конструкторский отдел, призванный помогать разработчикам, и инженерам.

Конструкторский отдел помогает осуществить:

- Регистрацию проекта у производителя компонентов.
- Техническую поддержку проекта.
- Защиту от снятия компонента с производства.
- Оценку стоимости проекта по компонентам.
- Изготовление тестовой платы монтаж и пусконаладочные работы.



Тел: +7 (812) 336 43 04 (многоканальный)

Email: [org@lifeelectronics.ru](mailto:org@lifeelectronics.ru)