



TR30RDM SERIES

30W MEDICAL SWITCHING ADAPTER



Features

- * Universal Input Range 80~264VAC
- * Interchangeable AC Plugs
- * Approved EN55011, FCC CFR47 Part 18 Class B
- * Meets EN60335-1
- * Approved EN60601-1-11 for Home Care Applications
- * Low Leakage Current <math>< 50\mu\text{A}</math>
- * Meets IP21
- * Continuous Short Circuit Protection
- * Over Voltage Protection
- * Meet CoC Tier 2 & DoE Level VI
(Output Cable Length $\leq 1800\text{mm}$)
(TR30RDM050: Output Cable Length $\leq 1220\text{mm}$)
- * No Load Power Consumption <math>< 75\text{mW}</math>
- * 2MOPP Class II



Ordering information

TR30RDMXXX	-XX	G	XX	-XX-BK
Model No.	DC Plug Type	UL1571 WITH OVP	DC Cable Length and Type	Color of Top Case
			01: 720mm	BK-BK : Black-Black
			02: 1220mm	BE-BK : Blue-Black
			03: 1800mm	RD-BK : Red-Black
			11: 720mm with Ferrite Core	
			12: 1220mm with Ferrite Core	
			13: 1800mm with Ferrite Core	
			* 16AWG / UL1571 or Equivalent for Vo: 5V, 9V	
			* 18AWG / UL1571 or Equivalent for Vo: 12V, 15V	
			* 22AWG / UL1571 or Equivalent for Vo: 18V, 24V	

MODEL	OUTPUT VOLTAGE	OUTPUT CURRENT	RIPPLE & NOISE NOTE 1	VOLTAGE ACCURACY NOTE 2	LINE REGULATION NOTE 3	LOAD REGULATION NOET 4	% EFF. (Typ.) NOTE 5
TR30RDM050	5V	5.0A	100mVp-p	$\pm 2\%$	$\pm 1\%$	$\pm 6\%$	84%
TR30RDM090	9V	3.3A	100mVp-p	$\pm 2\%$	$\pm 1\%$	$\pm 3\%$	88%
TR30RDM120	12V	2.5A	120mVp-p	$\pm 2\%$	$\pm 1\%$	$\pm 2\%$	88%
TR30RDM150	15V	2.0A	120mVp-p	$\pm 2\%$	$\pm 1\%$	$\pm 2\%$	88%
TR30RDM180	18V	1.67A	120mVp-p	$\pm 2\%$	$\pm 1\%$	$\pm 2\%$	88%
TR30RDM240	24V	1.25A	120mVp-p	$\pm 2\%$	$\pm 1\%$	$\pm 2\%$	88%

Specifications are subject to change without notice.

Specifications

INPUT SPECIFICATIONS:

Voltage 80~264Vac (see derating curve)
 Frequency 47 to 63Hz
 Input Current 0.8A max.
 Inrush Current Cold start@25°C 85A max. @240Vac
 Leakage Current 50uA max.

OUTPUT SPECIFICATIONS:

Hold-up Time 10ms typ. @115Vac
 Short Circuit Protection Hiccup Mode Continuous(Auto Recovery)
 Over Voltage Protection Latch

GENERAL SPECIFICATIONS:

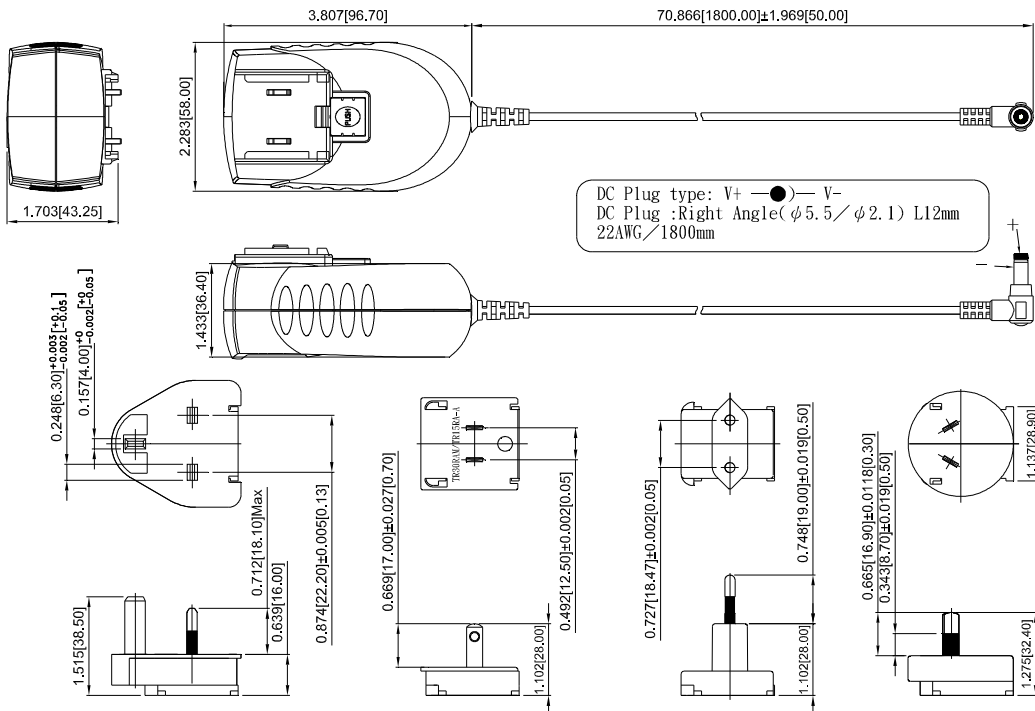
Isolation Input to output 4000VAC
 Operating Temperature -20 ~ 60°C (see derating curve)
 Storage Temperature -20~85°C
 Humidity 93% RH max. Non condensing
 Cooling Natural Convection
 Switching Frequency 65KHz Typical
 MTBF MIL-HDBK-217F, GB, 25°C/115VAC 380Khrs min.
 Life time 25800 hours min.@ 75% load, 40°C
 Altitude 5000m
 Dimensions 3.807x2.283x1.703 inches (96.70x58.00x43.25mm)
 Weight 200g(0.44 Pounds)

SAFETY AND EMC:

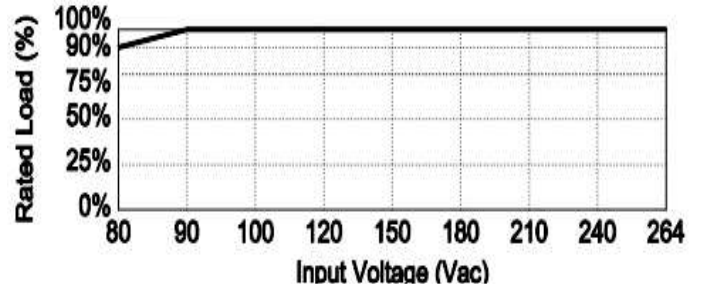
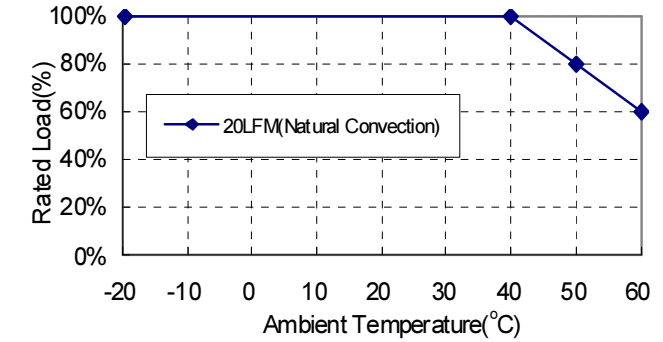
Emission and Immunity(Ed4.0) EN55011, EN60601-1-2
 EN61000-3-2, EN61000-3-3, IEC61000-4-2, 3, 4, 5, 6, 8, 11
 FCC CFR47 Part 18 Class B
 Safety (Ed3.1) IEC60601-1:2005+A1, EN60601-1-11
 EN60601-1:2006+A11:2011+A1+A12,
 ANSI/AAMI ES60601-1:2005/A1:2012

Mechanical Specification

All Dimensions are in inches[mm]
 Tolerance:Inches:X.XXX±0.02
 Millimeters:X.XX±0.5



TR30RDM Series Derating Curve



NOTE:

1. Add a 0.1uF ceramic capacitor and a 10uF E.L. capacitor to output for ripple & noise measuring @20MHz BW.
2. Voltage setpoint at 60% full load.
3. Line regulation is measured from 100Vac to 240Vac full load.
4. Load regulation is measured from 60% to full load and from 60% to 20% load (60% +/- 40% load).
5. Efficiency measured at 75% load and input voltage is 230Vac.

Mouser Electronics

Authorized Distributor

Click to View Pricing, Inventory, Delivery & Lifecycle Information:

Cincon:

[TR30RDM150-02G03-BK-BK-Level-VI](#) [TR30RDM050-48G11-BK-BK-Level-VI](#) [TR30RDM240-40G11-RD-BK-Level-VI](#)
[TR30RDM240-02G13-RD-BK-Level-VI](#) [TR30RDM120-12G03-RD-BK-Level-VI](#) [TR30RDM240-11G11-RD-BK-Level-VI](#)
[TR30RDM240-36G01-BE-BK-Level-VI](#) [TR30RDM180-11G11-BE-BK-Level-VI](#) [TR30RDM050-39G11-RD-BK-Level-VI](#)
[TR30RDM240-11G02-BE-BK-Level-VI](#) [TR30RDM090-01G12-BE-BK-Level-VI](#) [TR30RDM240-39G11-BK-BK-Level-VI](#)
[TR30RDM120-48G01-BK-BK-Level-VI](#) [TR30RDM050-01G02-RD-BK-Level-VI](#) [TR30RDM180-12G12-RD-BK-Level-VI](#)
[TR30RDM150-12G02-BK-BK-Level-VI](#) [TR30RDM050-36G11-BE-BK-Level-VI](#) [TR30RDM120-40G11-BE-BK-Level-VI](#)
[TR30RDM090-02G03-BE-BK-Level-VI](#) [TR30RDM050-36G02-BE-BK-Level-VI](#) [TR30RDM240-40G11-BE-BK-Level-VI](#)
[TR30RDM090-11G02-RD-BK-Level-VI](#) [TR30RDM050-12G11-BK-BK-Level-VI](#) [TR30RDM050-12G02-BK-BK-Level-VI](#)
[TR30RDM120-11G13-BK-BK-Level-VI](#) [TR30RDM050-40G02-RD-BK-Level-VI](#) [TR30RDM240-49G13-RD-BK-Level-VI](#)
[TR30RDM150-12G01-BE-BK-Level-VI](#) [TR30RDM180-01G02-RD-BK-Level-VI](#) [TR30RDM120-40G03-BE-BK-Level-VI](#)
[TR30RDM050-35G12-BK-BK-Level-VI](#) [TR30RDM150-01G13-BE-BK-Level-VI](#) [TR30RDM240-49G02-BK-BK-Level-VI](#)
[TR30RDM240-36G11-BK-BK-Level-VI](#) [TR30RDM120-02G03-BE-BK-Level-VI](#) [TR30RDM120-40G03-BK-BK-Level-VI](#)
[TR30RDM120-39G01-RD-BK-Level-VI](#) [TR30RDM090-02G13-BE-BK-Level-VI](#) [TR30RDM180-01G03-BE-BK-Level-VI](#)
[TR30RDM120-02G11-BE-BK-Level-VI](#) [TR30RDM240-12G02-RD-BK-Level-VI](#) [TR30RDM240-39G12-BE-BK-Level-VI](#)
[TR30RDM090-01G13-BK-BK-Level-VI](#) [TR30RDM240-39G13-BE-BK-Level-VI](#) [TR30RDM120-49G03-BK-BK-Level-VI](#)
[TR30RDM240-35G02-BK-BK-Level-VI](#) [TR30RDM240-48G13-BE-BK-Level-VI](#) [TR30RDM180-11G12-BE-BK-Level-VI](#)
[TR30RDM120-35G11-RD-BK-Level-VI](#) [TR30RDM090-12G01-BK-BK-Level-VI](#) [TR30RDM120-01G02-BE-BK-Level-VI](#)
[TR30RDM240-39G03-BE-BK-Level-VI](#) [TR30RDM120-36G12-RD-BK-Level-VI](#) [TR30RDM150-11G12-BK-BK-Level-VI](#)
[TR30RDM120-48G02-BE-BK-Level-VI](#) [TR30RDM180-02G01-RD-BK-Level-VI](#) [TR30RDM180-12G11-BE-BK-Level-VI](#)
[TR30RDM120-12G02-RD-BK-Level-VI](#) [TR30RDM180-12G02-BK-BK-Level-VI](#) [TR30RDM180-01G01-BE-BK-Level-VI](#)
[TR30RDM050-02G11-RD-BK-Level-VI](#) [TR30RDM120-49G03-RD-BK-Level-VI](#) [TR30RDM090-12G01-RD-BK-Level-VI](#)
[TR30RDM180-11G12-BK-BK-Level-VI](#) [TR30RDM050-11G11-BE-BK-Level-VI](#) [TR30RDM180-02G03-BE-BK-Level-VI](#)
[TR30RDM090-02G12-BK-BK-Level-VI](#) [TR30RDM240-11G13-BK-BK-Level-VI](#) [TR30RDM120-48G11-BE-BK-Level-VI](#)
[TR30RDM050-36G02-BK-BK-Level-VI](#) [TR30RDM120-11G12-RD-BK-Level-VI](#) [TR30RDM240-49G13-BE-BK-Level-VI](#)
[TR30RDM120-01G01-BK-BK-Level-VI](#) [TR30RDM050-35G12-RD-BK-Level-VI](#) [TR30RDM240-49G02-RD-BK-Level-VI](#)
[TR30RDM120-39G03-BE-BK-Level-VI](#) [TR30RDM120-02G03-BK-BK-Level-VI](#) [TR30RDM180-11G02-RD-BK-Level-VI](#)
[TR30RDM120-40G01-RD-BK-Level-VI](#) [TR30RDM120-11G03-BE-BK-Level-VI](#) [TR30RDM050-01G02-BK-BK-Level-VI](#)
[TR30RDM240-11G01-RD-BK-Level-VI](#) [TR30RDM150-12G02-RD-BK-Level-VI](#) [TR30RDM090-02G01-RD-BK-Level-VI](#)
[TR30RDM240-35G03-RD-BK-Level-VI](#) [TR30RDM180-01G11-BK-BK-Level-VI](#) [TR30RDM090-11G03-BK-BK-Level-VI](#)

Компания «Life Electronics» занимается поставками электронных компонентов импортного и отечественного производства от производителей и со складов крупных дистрибьюторов Европы, Америки и Азии.

С конца 2013 года компания активно расширяет линейку поставок компонентов по направлению коаксиальный кабель, кварцевые генераторы и конденсаторы (керамические, пленочные, электролитические), за счёт заключения дистрибьюторских договоров

Мы предлагаем:

- Конкурентоспособные цены и скидки постоянным клиентам.
- Специальные условия для постоянных клиентов.
- Подбор аналогов.
- Поставку компонентов в любых объемах, удовлетворяющих вашим потребностям.
- Приемлемые сроки поставки, возможна ускоренная поставка.
- Доставку товара в любую точку России и стран СНГ.
- Комплексную поставку.
- Работу по проектам и поставку образцов.
- Формирование склада под заказчика.
- Сертификаты соответствия на поставляемую продукцию (по желанию клиента).
- Тестирование поставляемой продукции.
- Поставку компонентов, требующих военную и космическую приемку.
- Входной контроль качества.
- Наличие сертификата ISO.

В составе нашей компании организован Конструкторский отдел, призванный помогать разработчикам, и инженерам.

Конструкторский отдел помогает осуществить:

- Регистрацию проекта у производителя компонентов.
- Техническую поддержку проекта.
- Защиту от снятия компонента с производства.
- Оценку стоимости проекта по компонентам.
- Изготовление тестовой платы монтаж и пусконаладочные работы.



Тел: +7 (812) 336 43 04 (многоканальный)
Email: org@lifeelectronics.ru