



Main

Range of product	Preventa Safety automation
Product or component type	Safe input expansion module
Device short name	XPSMCM
Electrical connection	Screw terminal
[Us] rated supply voltage	24 V (- 20...20 %) DC
Number of inputs	16 digital
Number of outputs	4 test line control
Discrete input type	Isolated
Discrete output type	PNP
Function of module	Discrete input monitoring safety detection Discrete input monitoring safety dialogue

Complementary

Power consumption in W	<= 3 W
Power dissipation in W	3 W
Integrated connection type	Backplane expansion bus
Number of terminal blocks	6
Connections - terminals	2-wire captive screw clamp terminals, removable terminal block 1-wire captive screw clamp terminals, removable terminal block
Safety level	Can reach SIL 3 conforming to EN/IEC 61508 SILCL 3 conforming to IEC 62061 Can reach category 4 conforming to EN/ISO 13849-1 Can reach PL = e conforming to EN/ISO 13849-1
Quality labels	CE
Discrete input voltage	24 V DC
Local signalling	1 LED green with PWR marking power ON 1 LED green with RUN marking RUN (status) 1 LED red with E IN marking internal error 1 LED red with E EX marking external error 2 LEDs orange with ADDR marking node address 16 LEDs yellow with IN marking input status
Cable cross section	(0.2...1.5 mm ² - AWG 24...AWG 16) flexible cable without cable end (0.2...2.5 mm ² - AWG 24...AWG 14) flexible cable without cable end (0.25...1 mm ² - AWG 23...AWG 18) flexible cable with cable end, without bezel (0.25...2.5 mm ² - AWG 23...AWG 14) flexible cable with cable end, with bezel (0.5...1.5 mm ² - AWG 20...AWG 16) flexible cable with cable end, with double bezel (0.2...1 mm ² - AWG 24...AWG 18) solid cable without cable end (0.2...2.5 mm ² - AWG 24...AWG 14) solid cable without cable end (0.25...2.5 mm ² - AWG 23...AWG 14) flexible cable with cable end, without bezel
Mounting support	Omega 35 mm DIN rail conforming to EN 50022
Depth	0.89 in (22.5 mm)
Height	3.9 in (99 mm)
Width	4.51 in (114.5 mm)
Product weight	0.55 lb(US) (0.25 kg)

Environment

standards	EN/IEC 61508 EN/IEC 61800-5-1 EN/ISO 13849-1 IEC 62061
product certifications	CULus TÜV RCM

The information provided in this documentation contains general descriptions and/or technical characteristics of the products contained herein. This documentation is not intended as a substitute for and is not to be used for determining suitability or reliability of these products for specific user applications. It is the duty of any such user or integrator to perform the appropriate and complete risk analysis, evaluation and testing of the products with respect to the relevant specific application or use thereof. Neither Schneider Electric Industries SAS nor any of its affiliates or subsidiaries shall be responsible or liable for misuse of the information contained herein.

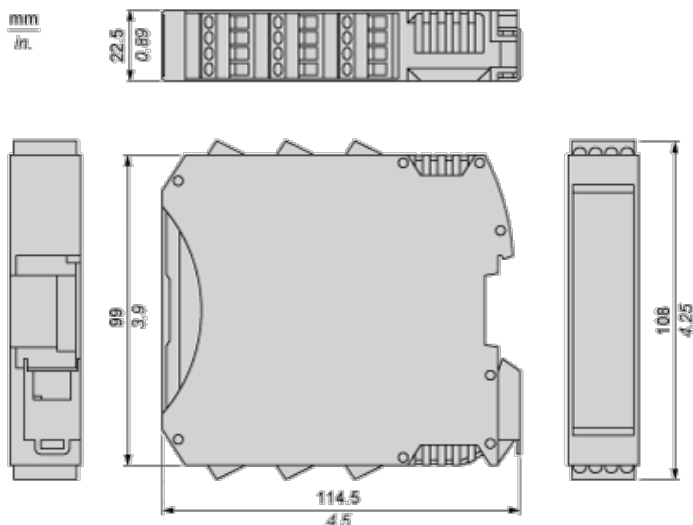
IP degree of protection	IP20 enclosure
ambient air temperature for operation	14...131 °F (-10...55 °C)
ambient air temperature for storage	-20...85 °C
relative humidity	10...95 %
pollution degree	2
[Uimp] rated impulse withstand voltage	4 kV conforming to EN/IEC 61800-5-1
safety reliability data	DC > 99 % MTTFd < 100 years at high PFHd = 7.09E-9 1/h
insulation	250 V AC between power supply and housing conforming to EN/IEC 61800-5-1
overvoltage category	II
electromagnetic compatibility	Electrostatic discharge immunity test - test level 6 kV, on contact conforming to EN/IEC 61000-4-2 Electrostatic discharge immunity test - test level 20 kV, on air conforming to EN/IEC 61000-4-2 Susceptibility to electromagnetic fields - test level 10 V/m, 80...1000 MHz conforming to EN/IEC 61000-4-3 Susceptibility to electromagnetic fields - test level 30 V/m, 1.4 GHz...2 GHz conforming to EN/IEC 61000-4-3
vibration resistance	+/-0.35 mm (f = 10...55 Hz) conforming to EN/IEC 61496-1
shock resistance	10 gn (duration = 16 ms) shocks : 1000 shocks on each axis EN/IEC 61496-1
service life	20 yr

Offer Sustainability

Green Premium product	Green Premium product
Compliant - since 1450 - Schneider Electric declaration of conformity	Compliant - since 1450 - Schneider Electric declaration of conformity
Reference not containing SVHC above the threshold	Reference not containing SVHC above the threshold
Available	Available
Available	Available
WARNING: This product can expose you to chemicals including:	WARNING: This product can expose you to chemicals including:
Lead and lead compounds, which is known to the State of California to cause cancer and birth defects or other reproductive harm.	Lead and lead compounds, which is known to the State of California to cause cancer and birth defects or other reproductive harm.
For more information go to www.p65warnings.ca.gov	For more information go to www.p65warnings.ca.gov


Dimensions

Screw Terminal



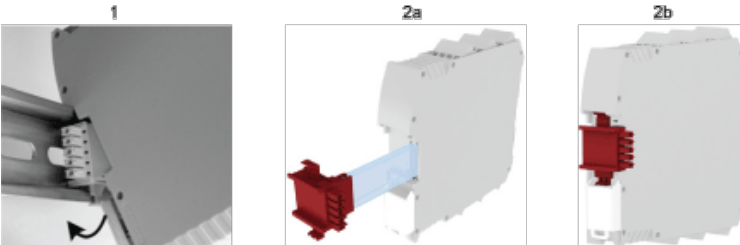
Mounting Safety Controller CPU with Module(s)

Mount BackPlane Connector on Rail



- 1 : Connect as much Backplane Connector as module to be install.
- 2 : Fix the connectors to the rail (Top first).

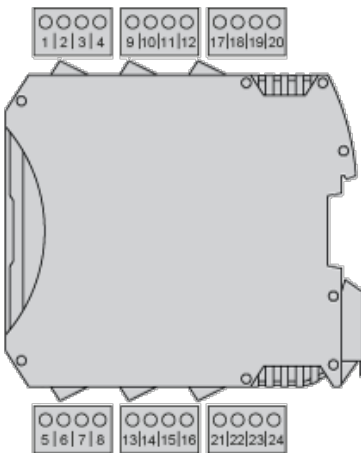
Mount Safety Controller CPU with Other Module(s)



- 1 : Mount controller CPU and modules on rail.
- 2 : Make sure that the controller CPU or the module(s) are plugged on the BackPlane connector.

Wiring

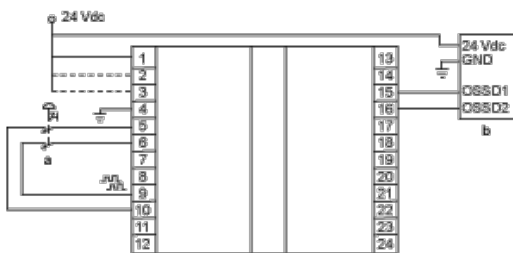
Terminal Designation



Terminal	Signal	Description
1	24 VDC	24 Vdc power supply
2	NODE_ADDR0	Node selection
3	NODE_ADDR1	
4	0 VDC	0 Vdc power supply
5	INPUT1	Digital input 1
6	INPUT2	Digital input 2
7	INPUT3	Digital input 3
8	INPUT4	Digital input 4
9	OUT_TEST1	Short circuit detected output
10	OUT_TEST2	
11	OUT_TEST3	
12	OUT_TEST4	

13	INPUT5	Digital input 5
14	INPUT6	Digital input 6
15	INPUT7	Digital input 7
16	INPUT8	Digital input 8
17	INPUT9	Digital input 9
18	INPUT10	Digital input 10
19	INPUT11	Digital input 11
20	INPUT12	Digital input 12
21	INPUT13	Digital input 13
22	INPUT14	Digital input 14
23	INPUT15	Digital input 15
24	INPUT16	Digital input 16

Wiring Example



a : Emergency stop

b : Light curtain

Компания «Life Electronics» занимается поставками электронных компонентов импортного и отечественного производства от производителей и со складов крупных дистрибьюторов Европы, Америки и Азии.

С конца 2013 года компания активно расширяет линейку поставок компонентов по направлению коаксиальный кабель, кварцевые генераторы и конденсаторы (керамические, пленочные, электролитические), за счёт заключения дистрибьюторских договоров

Мы предлагаем:

- Конкурентоспособные цены и скидки постоянным клиентам.
- Специальные условия для постоянных клиентов.
- Подбор аналогов.
- Поставку компонентов в любых объемах, удовлетворяющих вашим потребностям.
- Приемлемые сроки поставки, возможна ускоренная поставка.
- Доставку товара в любую точку России и стран СНГ.
- Комплексную поставку.
- Работу по проектам и поставку образцов.
- Формирование склада под заказчика.
- Сертификаты соответствия на поставляемую продукцию (по желанию клиента).
- Тестирование поставляемой продукции.
- Поставку компонентов, требующих военную и космическую приемку.
- Входной контроль качества.
- Наличие сертификата ISO.

В составе нашей компании организован Конструкторский отдел, призванный помогать разработчикам, и инженерам.

Конструкторский отдел помогает осуществить:

- Регистрацию проекта у производителя компонентов.
- Техническую поддержку проекта.
- Защиту от снятия компонента с производства.
- Оценку стоимости проекта по компонентам.
- Изготовление тестовой платы монтаж и пусконаладочные работы.



Тел: +7 (812) 336 43 04 (многоканальный)

Email: org@lifeelectronics.ru