

SERIES 28 HiPer-D® Accessories

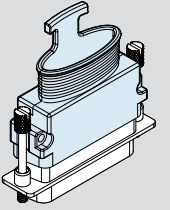
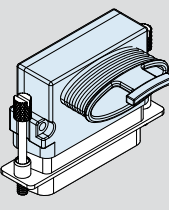
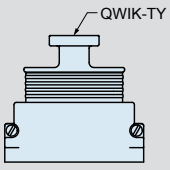
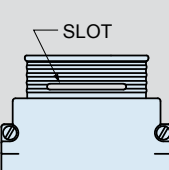
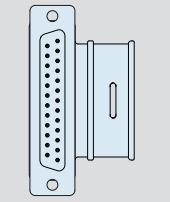
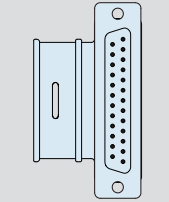


Low-Profile EMI Backshell, two-piece, elliptical entry, non-environmental
289T005 top entry, 289S005 side entry



289T005
289S005

Lightweight, low profile space-saving two piece backshell fits securely into groove in HiPer-D® connectors. Fits standard HiPer-D® pin and socket connectors (280-018P, 280-019S) and Combo HiPer-D® connectors (280-046P and 280-047S). Terminate cable shield with optional Band-Master™ATS clamping band. Elliptical cable entry provides room for large wire bundles. Machined aluminum alloy or stainless steel backshell consists of two interlocking housings and two 300 series stainless steel screws. Overlapping seam improves EMI shielding performance. Compatible with Glenair Series 77 lipped heat-shrink boots. Non-environmental.

Entry Style	
 Fig. 1 Top Entry 289T005	 Fig. 2 Side Entry 289S005
Qwik Ty™ Option	Slot Option
 Fig. 3 Qwik Ty™	 Fig. 4 Slots
Cable Entry Direction	
 Fig. 5 Long Side Entry (1)	 Fig. 6 Short Side Entry (2)

Ordering Information							
Sample Part Number	289T005	MT	3	B	-N	N	K
Basic Part Number	289T005 = Top Entry (Fig. 1) 289S005 = Side Entry (Fig. 2)						
Finish	ME = Electroless Nickel (RoHS) MT = Nickel-PTFE (RoHS) JF = Cadmium with Yellow Chromate Z2 = Gold (RoHS) Z1 = Passivated Stainless Steel (RoHS)						
Shell Size	1 = Shell Size 1 2 = Shell Size 2 3 = Shell Size 3 4 = Shell Size 4 5 = Shell Size 5 6 = Shell Size 6						
Entry Size	A, B, C or D See Cable Entry Size Table Below						
Qwik Ty™ Option	N = Supplied without Qwik Ty™ T = With Qwik Ty™ Strain Relief (Fig. 3)						
Slot Option	N = Supplied without Slots S = With Slots for Terminating Individual Shields (Fig. 4)						
EMI/RFI Band	N = Supplied without Band K = Supplied with Pre-Coiled Band (600-052-1)						
Cable Entry Direction	Omit for 289T005. Applies only to 289S005. 1 = Cable Exit on Long Side of Shell Keystone (Fig. 5) 2 = Cable Exit on Short Side of Shell Keystone (Fig. 6)						

Cable Entry Size																
Shell Size	SIZE A				SIZE B				SIZE C				SIZE D			
	E		F		E		F		E		F		E		F	
	In.	mm	In.	mm	In.	mm	In.	mm	In.	mm	In.	mm	In.	mm	In.	mm
1	.143	3.63	.143	3.63	.195	4.95	.195	4.95	.242	6.15	.242	6.15	.438	11.13	.375	9.53
2	.188	4.78	.188	4.78	.256	6.50	.256	6.50	.480	12.19	.375	9.53	.688	17.48	.375	9.53
3	.245	6.22	.245	6.22	.550	13.97	.375	9.53	.780	19.81	.375	9.53	1.125	28.58	.375	9.53
4	.291	7.39	.291	7.39	.800	20.32	.375	9.53	1.260	32.00	.375	9.53	1.813	46.05	.375	9.53
5	.326	8.28	.326	8.28	.770	19.56	.485	12.32	1.250	31.75	.485	12.32	1.750	44.45	.485	12.32
6	.376	9.55	.376	9.55	.863	21.92	.550	13.97	1.323	33.60	.550	13.97	1.875	47.63	.550	13.97

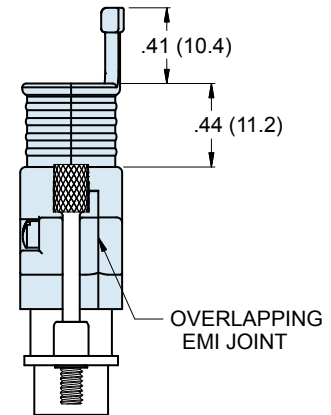
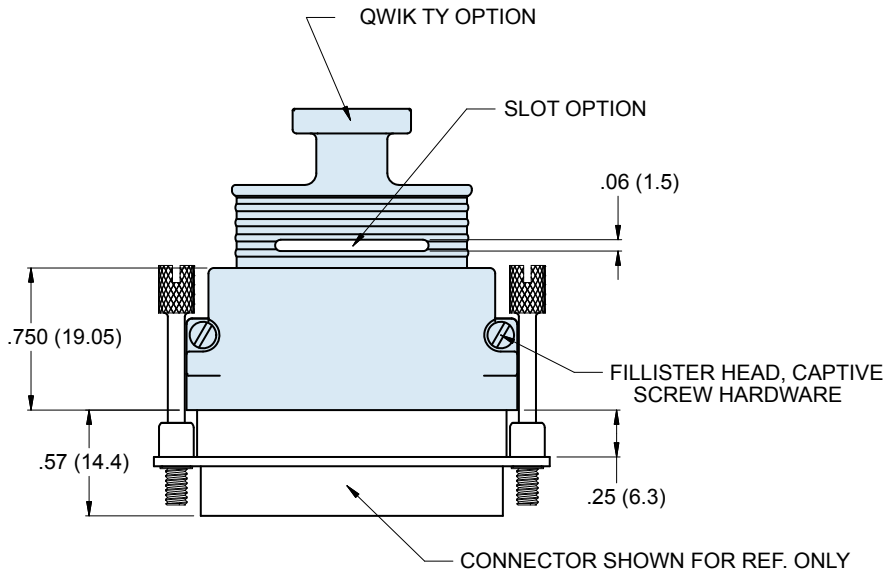
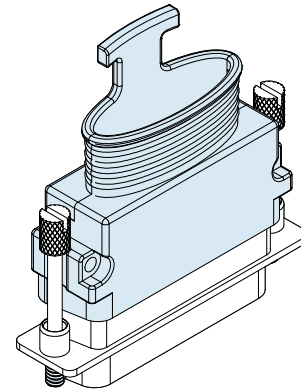
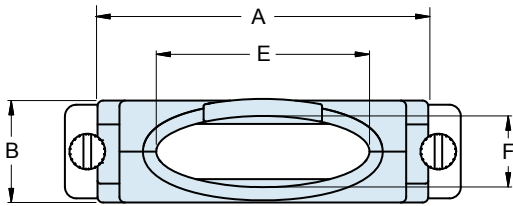


SERIES 28
HiPer-D® Accessories



Low-Profile EMI Backshell, two-piece, elliptical entry, non-environmental
289T005 top entry

289T005 DIMENSIONS



F

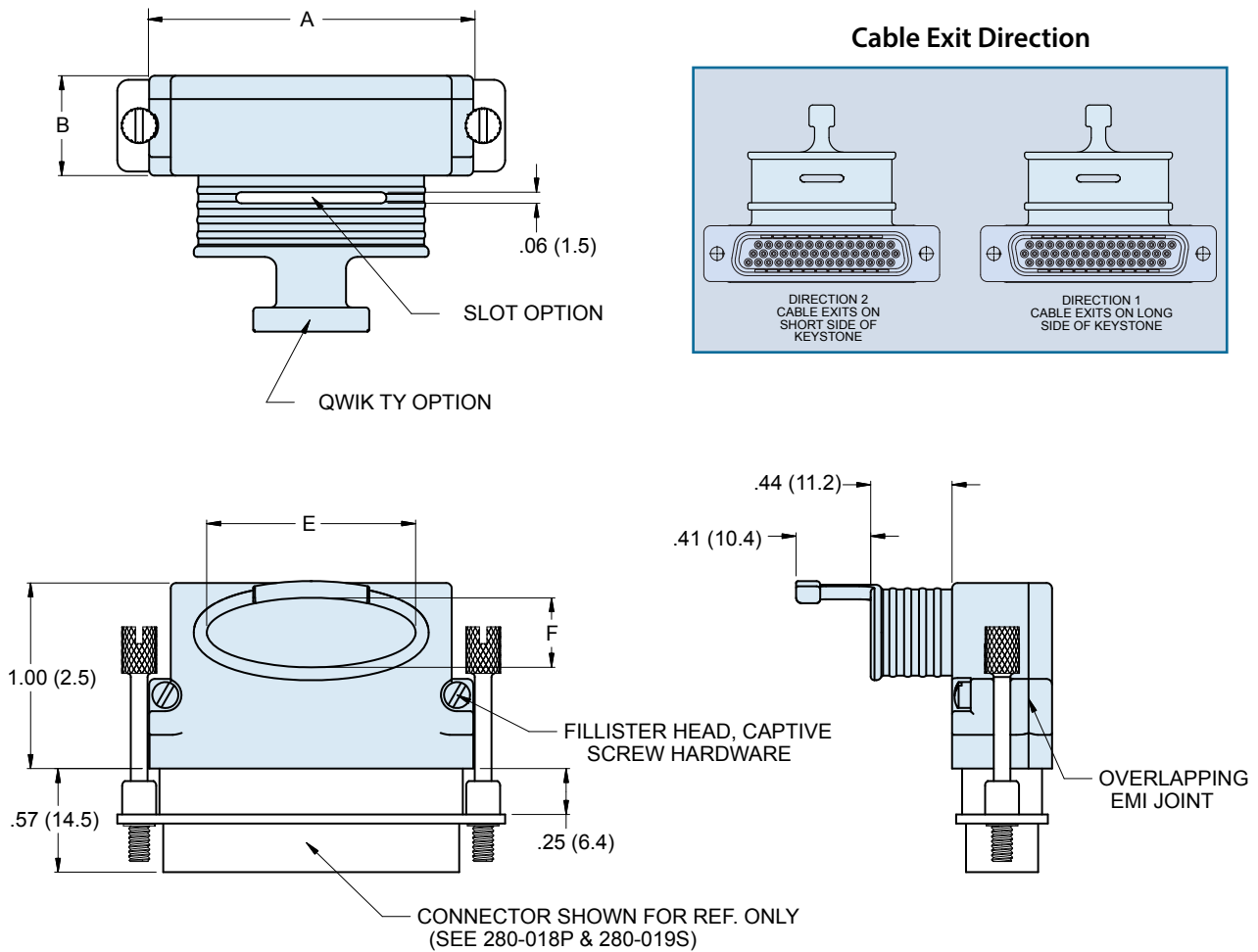
Shell Size	Dimensions																			
	A Max		B Max		Entry Size A				Entry Size B				Entry Size C				Entry Size D			
	In.	mm	In.	mm	In.	mm	In.	mm	In.	mm	In.	mm	In.	mm	In.	mm	In.	mm		
1	.894	22.71	.550	13.97	.143	3.63	.143	3.63	.195	4.95	.195	4.95	.242	6.15	.242	6.15	.438	11.13	.375	9.53
2	1.218	30.94	.550	13.97	.188	4.78	.188	4.78	.256	6.50	.256	6.50	.480	12.19	.375	9.53	.688	17.48	.375	9.53
3	1.760	44.70	.550	13.97	.245	6.22	.245	6.22	.550	13.97	.375	9.53	.780	19.81	.375	9.53	1.125	28.58	.375	9.53
4	2.408	61.16	.550	13.97	.291	7.39	.291	7.39	.800	20.32	.375	9.53	1.260	32.00	.375	9.53	1.813	46.05	.375	9.53
5	2.297	58.34	.654	16.61	.326	8.28	.326	8.28	.770	19.56	.485	12.32	1.250	31.75	.485	12.32	1.750	44.45	.485	12.32
6	2.422	61.52	.716	18.19	.376	9.55	.376	9.55	.863	21.92	.550	13.97	1.323	33.60	.550	13.97	1.875	47.63	.550	13.97

SERIES 28
HiPer-D® Accessories



Low-Profile EMI Backshell, two-piece, elliptical entry, non-environmental
289S005 side entry

289S005 DIMENSIONS



Dimensions																				
Shell Size	Entry Size A		Entry Size B		Entry Size C		Entry Size D		Entry Size A		Entry Size B		Entry Size C		Entry Size D		Entry Size A		Entry Size B	
	A Max		B Max		E		F		E		F		E		F		E		F	
	In.	mm	In.	mm	In.	mm	In.	mm	In.	mm	In.	mm	In.	mm	In.	mm	In.	mm	In.	mm
1	.894	22.71	.550	13.97	.143	3.63	.143	3.63	.195	4.95	.195	4.95	.242	6.15	.242	6.15	.438	11.13	.375	9.53
2	1.218	30.94	.550	13.97	.188	4.78	.188	4.78	.256	6.50	.256	6.50	.480	12.19	.375	9.53	.688	17.48	.375	9.53
3	1.760	44.70	.550	13.97	.245	6.22	.245	6.22	.550	13.97	.375	9.53	.780	19.81	.375	9.53	1.125	28.58	.375	9.53
4	2.408	61.16	.550	13.97	.291	7.39	.291	7.39	.800	20.32	.375	9.53	1.260	32.00	.375	9.53	1.813	46.05	.375	9.53
5	2.297	58.34	.654	16.61	.326	8.28	.326	8.28	.770	19.56	.485	12.32	1.250	31.75	.485	12.32	1.750	44.45	.485	12.32
6	2.422	61.52	.716	18.19	.376	9.55	.376	9.55	.863	21.92	.550	13.97	1.323	33.60	.550	13.97	1.875	47.63	.550	13.97



Компания «Life Electronics» занимается поставками электронных компонентов импортного и отечественного производства от производителей и со складов крупных дистрибьюторов Европы, Америки и Азии.

С конца 2013 года компания активно расширяет линейку поставок компонентов по направлению коаксиальный кабель, кварцевые генераторы и конденсаторы (керамические, пленочные, электролитические), за счёт заключения дистрибьюторских договоров

Мы предлагаем:

- Конкурентоспособные цены и скидки постоянным клиентам.
- Специальные условия для постоянных клиентов.
- Подбор аналогов.
- Поставку компонентов в любых объемах, удовлетворяющих вашим потребностям.
- Приемлемые сроки поставки, возможна ускоренная поставка.
- Доставку товара в любую точку России и стран СНГ.
- Комплексную поставку.
- Работу по проектам и поставку образцов.
- Формирование склада под заказчика.
- Сертификаты соответствия на поставляемую продукцию (по желанию клиента).
- Тестирование поставляемой продукции.
- Поставку компонентов, требующих военную и космическую приемку.
- Входной контроль качества.
- Наличие сертификата ISO.

В составе нашей компании организован Конструкторский отдел, призванный помогать разработчикам, и инженерам.

Конструкторский отдел помогает осуществить:

- Регистрацию проекта у производителя компонентов.
- Техническую поддержку проекта.
- Защиту от снятия компонента с производства.
- Оценку стоимости проекта по компонентам.
- Изготовление тестовой платы монтаж и пусконаладочные работы.



Тел: +7 (812) 336 43 04 (многоканальный)
Email: org@lifeelectronics.ru