

OVEN CONTROLLED CRYSTAL OSCILLATOR

AOCJY1 Series



ESD Sensitive



RoHS / RoHS II Compliant



20.8 x 13.2 x 8.2 mm

FEATURES:

- 20.8 x 13.2 x 8.2 mm Leaded- RoHS Compliant Reflow-able Package
- AT-Cut, High “Q” resonator based design
- Either Sinewave or CMOS RF output
- Available with ± 500 ppb over -40°C to $+75^{\circ}\text{C}$ operating temperature Range
- Tighter Stabilities to ± 50.0 ppb over 0°C to $+50^{\circ}\text{C}$ also available
- Exceptional long-term Aging of ± 3 ppm max. over 10-Year Product Life
- Excellent close-in phase noise (-145 dBc/Hz Typical @1k Hz offset; 10MHz carrier)

APPLICATIONS:

- Cellular Infrastructure
- Radar Systems
- Test & Measurement Equipment
- GPS Tracking with precision hold-over accuracy
- WiMax / WLAN

STANDARD SPECIFICATIONS:


| Parameters | Minimum | Typical | Maximum | Units | Notes |
|--|--|--------------------|--------------|--------------------|-------------------------|
| RF Output | | | | | |
| Frequency | 10.00 | | 100.00 | MHz | Overall Frequency range |
| Standard Available Frequencies | 10.00, 12.80, 13.00, 26.00, 38.88, 40.00, 100.00 MHz | | | | |
| Waveform | | | | | |
| CMOS | | | | | |
| Level "1" (Logic High) | 0.9*Vdd | | | Volts | |
| Level "0" (Logic Low) | | | 0.1*Vdd | Volts | |
| Load | | 15 | | pf | |
| Rise & Fall Time | | | 6.0 | ns | |
| Duty Cycle | 45 | | 55 | % | |
| Sinewave | | | | | |
| Peak Power | 2.00 | | | dBm | |
| Output Load | | 50 | | Ω | |
| Short Term Stability | | 1×10^{-9} | | /second | Alan Variance |
| Operable Temperature Range | -40 | | 75 | $^{\circ}\text{C}$ | See Stability Options |
| Frequency Stability Options | | | | | |
| 0 $^{\circ}\text{C}$ to +50 $^{\circ}\text{C}$ | | | ± 50.00 | ppb | Default Spec. |
| -20 $^{\circ}\text{C}$ to +70 $^{\circ}\text{C}$ | | | ± 200.00 | ppb | Option "E" |
| -40 $^{\circ}\text{C}$ to +75 $^{\circ}\text{C}$ | | | ± 500.00 | ppb | Option "F" |
| Frequency Stability vs. Supply Voltage (Vdd $\pm 5\%$) | | | | | |
| Warm-Up @ 25 $^{\circ}\text{C}$ | | | ± 500.00 | ppb | In ≤ 3 -minutes |
| Power Consumption @ turn on | | | 2.00 | Watts | |
| Power Consumption Steady State | | | 1.00 | Watt | |
| Supply Voltage (Vdd) | 3.13 | 3.30 | 3.46 | Volts | See Options |
| Aging | | | | | |
| Yearly | | | ± 500 | ppb | |
| 10-Years | | | ± 3.00 | ppm | |
| Supply Voltage Variation | | | ± 50 | ppb | VDD $\pm 5\%$ change |
| Spectral Content | | | | | |
| Spurious Response | | | -35 | dBc | |
| Phase Noise (10MHz Carrier) @ 5V | | | | | |
| @ 10 Hz offset | | | -90 | dBc / Hz | |
| @ 100 Hz offset | | | -120 | dBc / Hz | |
| @ 1,000 Hz offset | | | -145 | dBc / Hz | |
| @ 10,000 Hz offset | | | -150 | dBc / Hz | |
| Electrical Frequency Adjustment | | | | | |
| Control Voltage Range (Vc) | 0.0 | | Vdd | Volts | |
| Frequency Pull Range | ± 5.00 | | | ppm | |
| Frequency Pull Slope | | Positive | | | |
| Control Voltage Port Impedance | 10 | | | k Ω | |
| Center Control Voltage | (Vdd/2) -0.5 | Vdd/2 | (Vdd/2) +0.5 | Volts | |
| Control Port Linearity | | ± 10 | | % | |
| Storage Temperature | -40 | | +100 | $^{\circ}\text{C}$ | |

OVEN CONTROLLED CRYSTAL OSCILLATOR

AOCJY1 Series

 **ESD Sensitive**

 **RoHS / RoHS II Compliant**



OPTIONS AND PART IDENTIFICATION (Left blank if standard)

AOCJY1 - - MHz - -

Supply Voltage Option

| |
|--------------|
| Blank: 3.30V |
| A: 5.00V |

Frequency in MHz

| |
|---------------------|
| Such as; 10.000 MHz |
| 26.000 MHz |
| 100.000 MHz |

Temperature Options

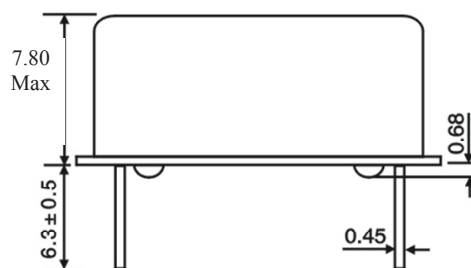
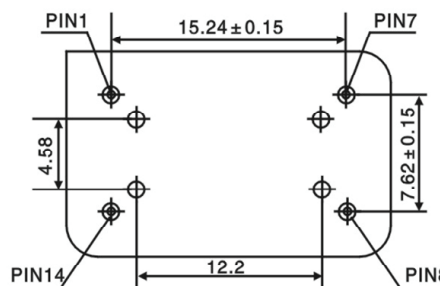
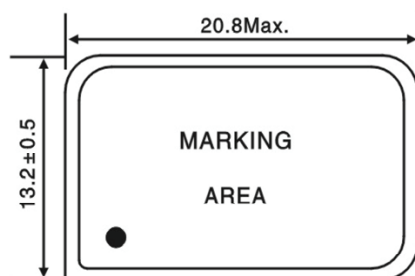
| |
|---------------------|
| E: -20°C to +70°C |
| F *: -40°C to +75°C |

* For temp. option "F", 100MHz is only available with CMOS output

RF Output Options

| |
|--------------|
| Blank: CMOS |
| SW: Sinewave |

OUTLINE DIMENSIONS



| Pin | Function |
|-----|-----------------|
| 1 | Control Voltage |
| 7 | GND |
| 8 | Output |
| 14 | Power Supply |

OVEN CONTROLLED CRYSTAL OSCILLATOR

AOCJY1 Series



ESD Sensitive



RoHS / RoHS II Compliant



20.8 x 13.2 x 8.2 mm

REFLOW PROFILE:



| | |
|--|---------------------------|
| T _S max to T _L (Ramp-up Rate) | 3°C/second max. |
| Preheat | |
| Temperature Min. (T _S Min.) | 150°C |
| Temperature Typical (T _S Typ.) | 175°C |
| Temperature Max. (T _S Max.) | 200°C |
| Time (t _s) | 60 ~ 180 seconds |
| Ramp-up rate (T _L to T _p) | 3°C/second max. |
| Time Maintained Above: | |
| --Temperature (T _L)/Time (T _L) | 217°C/60 ~ 150 seconds |
| Peak Temperature (T _p) | 250°C max. for 10 seconds |
| Target Peak Temperature (T _p Target) | 250°C +0/-5°C |
| Time within 5°C of actual peak (t _p) | 20 ~ 40 seconds |
| Ramp-down Rate | 6°C/second max. |
| Tune 25°C to Peak Temperature (t) | 8 minutes max. |

PACKAGING: (50) units per tray



ATTENTION: Abracon Corporation's products are COTS – Commercial-Off-The-Shelf products; suitable for Commercial, Industrial and, where designated, Automotive Applications. Abracon's products are not specifically designed for Military, Aviation, Aerospace, Life-dependant Medical applications or any application requiring high reliability where component failure could result in loss of life and/or property. For applications requiring high reliability and/or presenting an extreme operating environment, written consent and authorization from Abracon Corporation is required. Please contact Abracon Corporation for more information.

ABRACON IS
ISO9001:2008
CERTIFIED



Visit www.abracon.com for Terms & Conditions of Sale **Revised: 07.01.14**
30332 Esperanza, Rancho Santa Margarita, California 92688
tel 949-546-8000| fax 949-546-8001| www.abracon.com

Компания «Life Electronics» занимается поставками электронных компонентов импортного и отечественного производства от производителей и со складов крупных дистрибьюторов Европы, Америки и Азии.

С конца 2013 года компания активно расширяет линейку поставок компонентов по направлению коаксиальный кабель, кварцевые генераторы и конденсаторы (керамические, пленочные, электролитические), за счёт заключения дистрибьюторских договоров

Мы предлагаем:

- Конкурентоспособные цены и скидки постоянным клиентам.
- Специальные условия для постоянных клиентов.
- Подбор аналогов.
- Поставку компонентов в любых объемах, удовлетворяющих вашим потребностям.
- Приемлемые сроки поставки, возможна ускоренная поставка.
- Доставку товара в любую точку России и стран СНГ.
- Комплексную поставку.
- Работу по проектам и поставку образцов.
- Формирование склада под заказчика.
- Сертификаты соответствия на поставляемую продукцию (по желанию клиента).
- Тестирование поставляемой продукции.
- Поставку компонентов, требующих военную и космическую приемку.
- Входной контроль качества.
- Наличие сертификата ISO.

В составе нашей компании организован Конструкторский отдел, призванный помогать разработчикам, и инженерам.

Конструкторский отдел помогает осуществить:

- Регистрацию проекта у производителя компонентов.
- Техническую поддержку проекта.
- Защиту от снятия компонента с производства.
- Оценку стоимости проекта по компонентам.
- Изготовление тестовой платы монтаж и пусконаладочные работы.



Тел: +7 (812) 336 43 04 (многоканальный)
Email: org@lifeelectronics.ru