



## Features

- High resistance to heat and humidity
- Resistance to mechanical shock and pressure
- Accurate dimensions for automatic surface mounting
- Wide impedance range
- RoHS compliant\*

## Applications

- Power supply lines
- IC power lines
- Signal lines

# MH Series High Current Chip Ferrite Beads

### Electrical Specifications

Model Number	Impedance ( $\Omega$ ) at 100 MHz	RDC (m $\Omega$ ) Max.	IDC (A) Max.
MH4532-700Y	70 $\pm$ 25 %	30	6.0
MH4532-800Y	80 $\pm$ 25 %	10	6.0
MH4532-121Y	120 $\pm$ 25 %	50	3.0
MH4532-131Y	130 $\pm$ 25 %	40	3.0
MH4532-151Y	150 $\pm$ 25 %	20	5.0
MH4532-681Y	680 $\pm$ 25 %	30	4.0
MH4532-132Y	1300 $\pm$ 25 %	60	3.0
MH4516-600Y	60 $\pm$ 25 %	10	6.0
MH4516-750Y	75 $\pm$ 25 %	25	3.0
MH4516-800Y	80 $\pm$ 25 %	50	3.0
MH4516-102Y	1000 $\pm$ 25 %	150	1.5
MH3261-190Y	19 $\pm$ 25 %	40	3.0
MH3261-260Y	26 $\pm$ 25 %	40	3.0
MH3261-310Y	31 $\pm$ 25 %	40	3.0
MH3261-500Y	50 $\pm$ 25 %	25	3.0
MH3261-700Y	70 $\pm$ 25 %	30	4.0
MH3261-800Y	80 $\pm$ 25 %	30	4.0
MH3261-900Y	90 $\pm$ 25 %	40	3.0
MH3261-101Y	100 $\pm$ 25 %	30	4.0
MH3261-121Y	120 $\pm$ 25 %	100	2.0
MH3261-151Y	150 $\pm$ 25 %	100	2.0
MH3261-301Y	300 $\pm$ 25 %	200	1.0
MH3261-471Y	470 $\pm$ 25 %	200	1.0
MH3261-501Y	500 $\pm$ 25 %	40	3.0
MH3261-601Y	600 $\pm$ 25 %	100	2.0
MH2029-070Y	7 $\pm$ 25 %	30	3.0
MH2029-100Y	10 $\pm$ 25 %	10	6.0
MH2029-300Y	30 $\pm$ 25 %	25	3.0
MH2029-400Y	40 $\pm$ 25 %	20	5.0
MH2029-600Y	60 $\pm$ 25 %	20	5.0
MH2029-800Y	80 $\pm$ 25 %	40	3.0
MH2029-101Y	100 $\pm$ 25 %	100	2.0
MH2029-121Y	120 $\pm$ 25 %	100	2.0
MH2029-151Y	150 $\pm$ 25 %	100	2.0
MH2029-221Y	220 $\pm$ 25 %	100	2.0
MH2029-301Y	300 $\pm$ 25 %	200	1.0
MH2029-401Y	400 $\pm$ 25 %	100	2.0
MH2029-471Y	470 $\pm$ 25 %	200	1.0
MH2029-601Y	600 $\pm$ 25 %	200	1.0
MH1608-100Y	10 $\pm$ 25 %	100	6.0
MH1608-300Y	30 $\pm$ 25 %	60	3.0
MH1608-600Y	60 $\pm$ 25 %	40	3.0
MH1608-800Y	80 $\pm$ 25 %	40	3.0
MH1608-101Y	100 $\pm$ 25 %	40	3.0
MH1608-121Y	120 $\pm$ 25 %	100	2.0
MH1608-151Y	150 $\pm$ 25 %	100	2.0
MH1608-221Y	220 $\pm$ 25 %	100	2.0
MH1608-301Y	300 $\pm$ 25 %	200	1.0
MH1608-471Y	470 $\pm$ 25 %	200	1.0
MH1608-601Y	600 $\pm$ 25 %	200	1.0

### General Specifications

Operating Temperature  
.....-55 °C to +125 °C

Storage Temperature  
.....-55 °C to +125 °C

Storage Condition  
.....+40 °C max. at 70 % RH

Reflow Soldering .. 230 °C, 50 sec. max.

Resistance to Soldering Heat  
..... +260 °C, 5 seconds

Rated Current.....Based on max  
.....temperature rise of +40 °C

Terminal Strength  
(Force "F" applied for 30 seconds)

4532 Series..... 1.5 F (Kg)

4516 Series..... 1.0 F (Kg)

3261 Series..... 1.0 F (Kg)

2029 Series..... 0.6 F (Kg)

1608 Series..... 0.5 F (Kg)

### Materials

Core Material.....Ferrite

Internal Conductor.....Ag or Ag/Pd

Terminal.....Ag/Ni/Sn

\*RoHS Directive 2002/95/EC Jan. 27, 2003 including annex and RoHS Recast 2011/65/EU June 8, 2011.

Specifications are subject to change without notice.

The device characteristics and parameters in this data sheet can and do vary in different applications and actual device performance may vary over time. Users should verify actual device performance in their specific applications.

# MH Series High Current Chip Ferrite Beads

**BOURNS®**

## Electrical Specifications (continued)

**MH 4532- 700Y**



**MH 4532- 800Y**



**MH 4532- 121Y**



**MH 4532- 131Y**



**MH 4532- 151Y**



**MH 4532- 681Y**



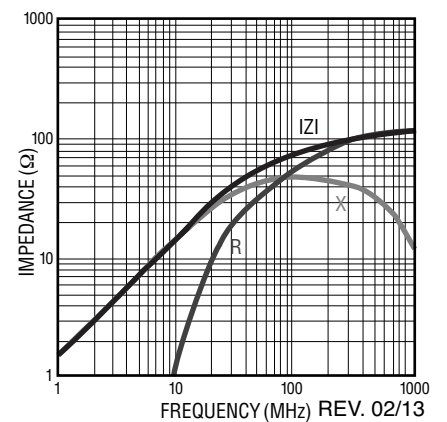
**MH 4532- 132Y**



**MH 4516- 600Y**



**MH 4516- 750Y**



Specifications are subject to change without notice. The device characteristics and parameters in this data sheet can and do vary in different applications and actual device performance may vary over time. Users should verify actual device performance in their specific applications.

# MH Series High Current Chip Ferrite Beads

**BOURNS®**

## Electrical Specifications (continued)

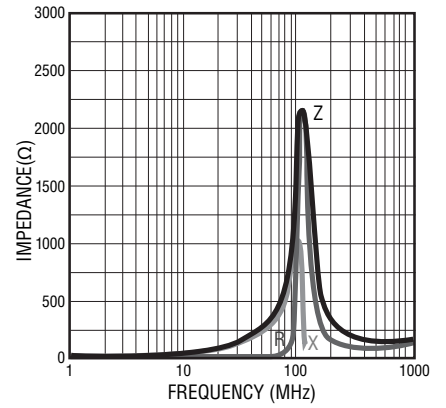
**MH 4516- 800Y**



**MH 4516- 101Y**



**MH 4516- 102Y**



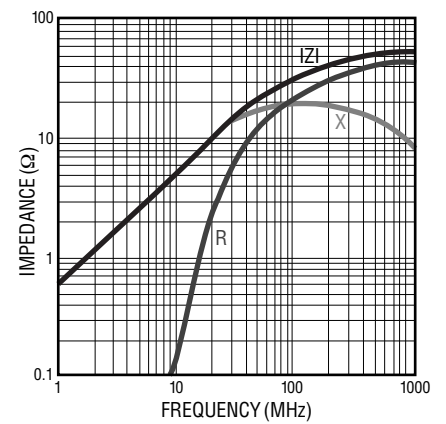
**MH 3261- 190Y**



**MH 3261- 260Y**



**MH 3261- 310Y**



**MH 3261- 500Y**



**MH 3261- 700Y**



**MH 3261- 800Y**



Specifications are subject to change without notice.  
The device characteristics and parameters in this data sheet can and do vary in different applications and actual device performance may vary over time.  
Users should verify actual device performance in their specific applications.

# MH Series High Current Chip Ferrite Beads

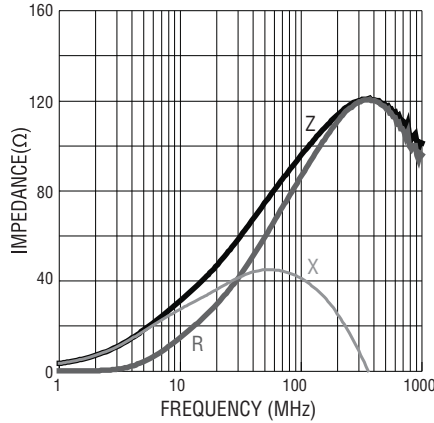
**BOURNS®**

## Electrical Specifications (continued)

**MH 3261- 900Y**



**MH 3261- 101Y**



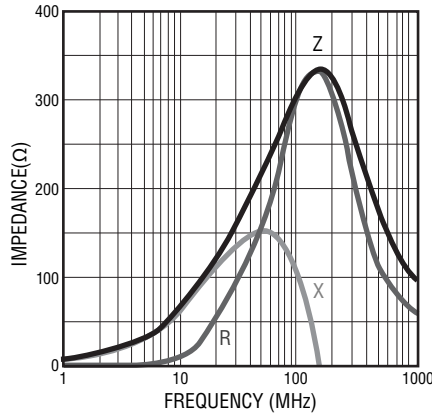
**MH 3261- 121Y**



**MH 3261- 151Y**



**MH 3261- 301Y**



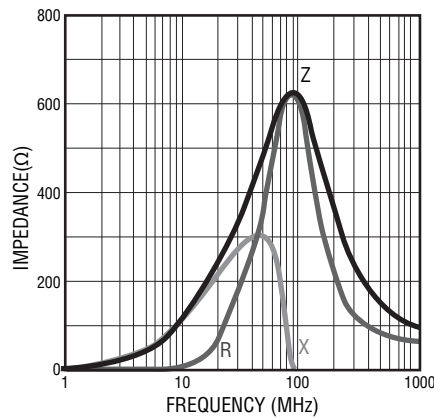
**MH 3261- 471Y**



**MH 3261- 501Y**



**MH 3261- 601Y**



**MH 2029- 070Y**



Specifications are subject to change without notice. The device characteristics and parameters in this data sheet can and do vary in different applications and actual device performance may vary over time. Users should verify actual device performance in their specific applications.

# MH Series High Current Chip Ferrite Beads

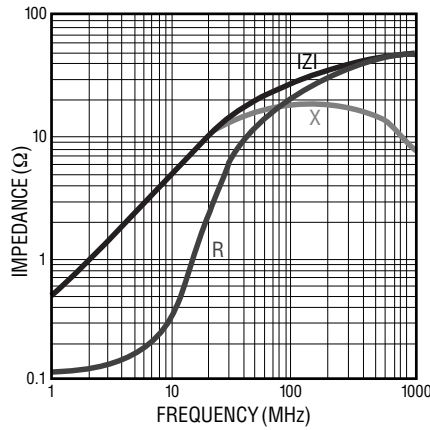
**BOURNS®**

## Electrical Specifications (continued)

**MH 2029- 100Y**



**MH 2029- 300Y**



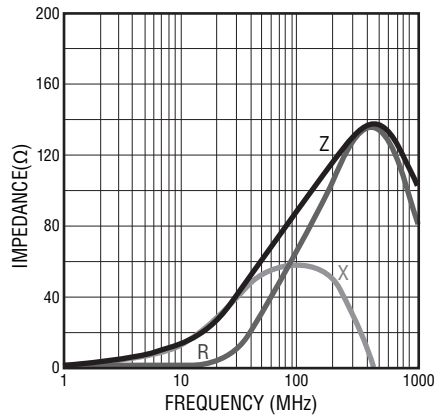
**MH 2029 -400Y**



**MH 2029 -600Y**



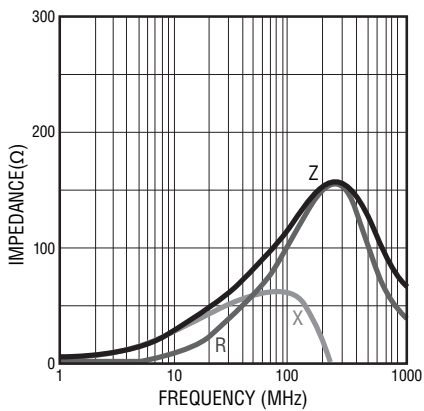
**MH 2029- 800Y**



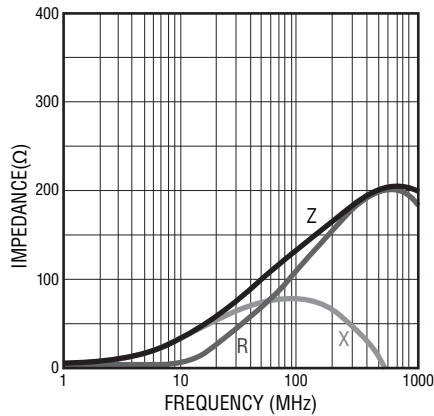
**MH 2029- 101Y**



**MH 2029- 121Y**



**MH 2029- 151Y**



**MH 2029- 221Y**



Specifications are subject to change without notice.

The device characteristics and parameters in this data sheet can and do vary in different applications and actual device performance may vary over time.

Users should verify actual device performance in their specific applications.

# MH Series High Current Chip Ferrite Beads

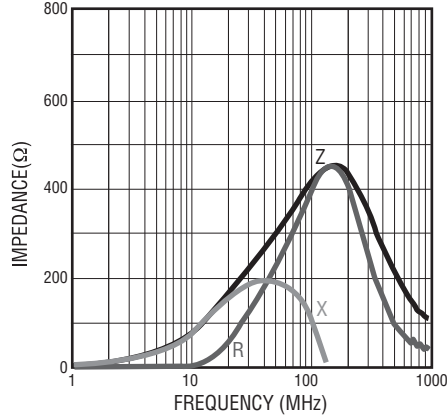
**BOURNS®**

## Electrical Specifications (continued)

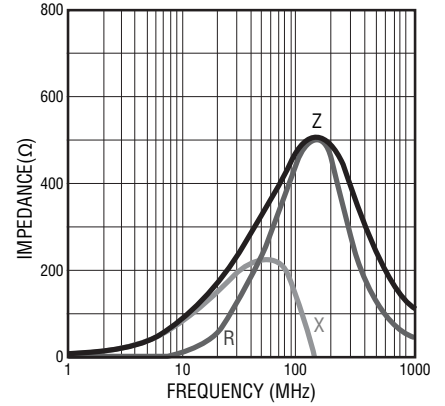
**MH 2029- 301Y**



**MH 2029 -401Y**



**MH 2029- 471Y**



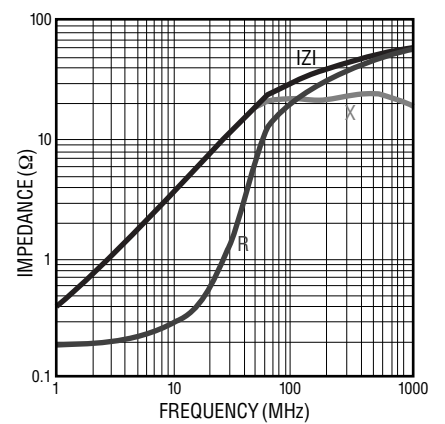
**MH 2029- 601Y**



**MH 1608 -100Y**



**MH 1608- 300Y**



**MH 1608 -600Y**



**MH 1608- 800Y**



**MH 1608- 101Y**



Specifications are subject to change without notice.  
The device characteristics and parameters in this data sheet can and do vary in different applications and actual device performance may vary over time.  
Users should verify actual device performance in their specific applications.

# MH Series High Current Chip Ferrite Beads

**BOURNS®**

## Electrical Specifications (continued)

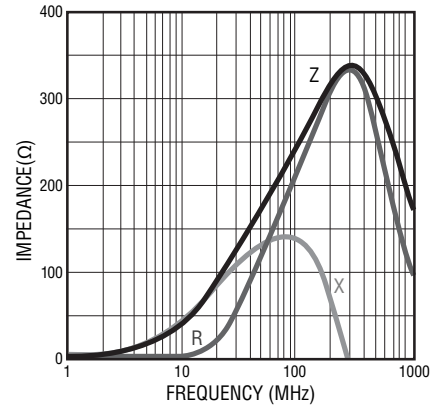
**MH 1608- 121Y**



**MH 1608- 151Y**



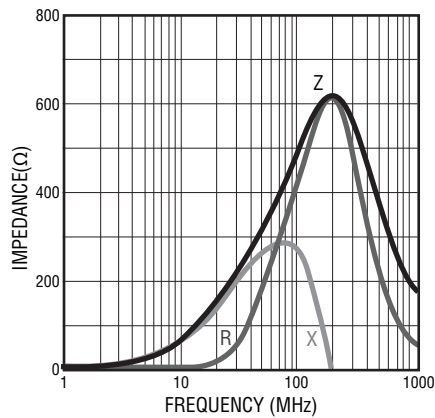
**MH 1608- 221Y**



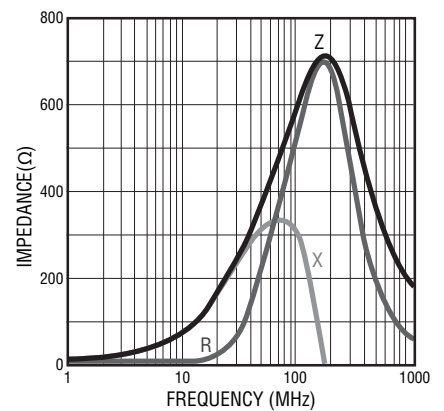
**MH 1608- 301Y**



**MH 1608- 471Y**



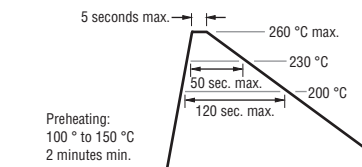
**MH 1608- 601Y**



## Equivalent Circuit



## Recommended Soldering



Specifications are subject to change without notice.  
The device characteristics and parameters in this data sheet can and do vary in different applications and actual device performance may vary over time.  
Users should verify actual device performance in their specific applications.

# MH Series High Current Chip Ferrite Beads

**BOURNS®**

## Product Dimensions

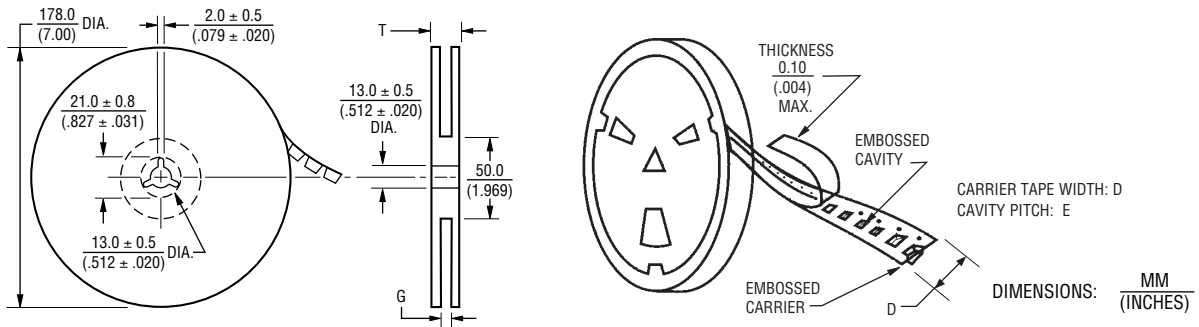


## Recommended Land Pattern



Series	A	B	C	D	G	H	I
4532	$\frac{4.5 \pm 0.2}{(.177 \pm .008)}$	$\frac{3.2 \pm 0.2}{(.126 \pm .008)}$	$\frac{1.5 \pm 0.2}{(.059 \pm .008)}$	$\frac{0.5 \pm 0.2}{(.020 \pm .008)}$	$\frac{3.0}{(.118)}$	$\frac{3.0}{(.118)}$	$\frac{1.5}{(.059)}$
4516	$\frac{4.5 \pm 0.2}{(.177 \pm .008)}$	$\frac{1.6 \pm 0.2}{(.063 \pm .008)}$	$\frac{1.6 \pm 0.2}{(.063 \pm .008)}$	$\frac{0.5 \pm 0.2}{(.020 \pm .008)}$	$\frac{3.0}{(.118)}$	$\frac{1.4}{(.055)}$	$\frac{1.5}{(.059)}$
3261	$\frac{3.2 \pm 0.2}{(.126 \pm .008)}$	$\frac{1.6 \pm 0.2}{(.063 \pm .008)}$	$\frac{1.1 \pm 0.2}{(.043 \pm .008)}$	$\frac{0.5 \pm 0.2}{(.020 \pm .008)}$	$\frac{2.0}{(.079)}$	$\frac{1.4}{(.053)}$	$\frac{1.1}{(.043)}$
2029	$\frac{2.0 \pm 0.2}{(.079 \pm .008)}$	$\frac{1.2 \pm 0.2}{(.047 \pm .008)}$	$\frac{0.9 \pm 0.2}{(.035 \pm .008)}$	$\frac{0.5 \pm 0.2}{(.020 \pm .008)}$	$\frac{1.0}{(.040)}$	$\frac{1.0}{(.040)}$	$\frac{1.0}{(.040)}$
1608	$\frac{1.6 \pm 0.2}{(.063 \pm .008)}$	$\frac{0.8 \pm 0.2}{(.031 \pm .008)}$	$\frac{0.8 \pm 0.2}{(.031 \pm .008)}$	$\frac{0.5 \pm 0.2}{(.020 \pm .008)}$	$\frac{0.7}{(.028)}$	$\frac{0.7}{(.028)}$	$\frac{0.7}{(.028)}$

## Reel Dimensions



Series	Pcs. per Reel	Gross Weight (g)	D	E	G	T
4532	1,000	170	$\frac{12.0}{(.472)}$	$\frac{8.0}{(.315)}$	$\frac{14.0 + 0}{(.551 + 0)}$	$\frac{16.5}{(.650)}$
4516	2,000	180	$\frac{12.0}{(.472)}$	$\frac{8.0}{(.315)}$	$\frac{14.0 + 0}{(.551 + 0)}$	$\frac{16.5}{(.650)}$
3261	3,000	150	$\frac{8.0}{(.315)}$	$\frac{4.0}{(.157)}$	$\frac{10.0 + 0}{(.394 + 0)}$	$\frac{12.5}{(.492)}$
2029	4,000	120	$\frac{8.0}{(.315)}$	$\frac{4.0}{(.157)}$	$\frac{10.0 + 0}{(.394 + 0)}$	$\frac{12.5}{(.492)}$
1608	4,000	90	$\frac{8.0}{(.315)}$	$\frac{4.0}{(.157)}$	$\frac{10.0 + 0}{(.394 + 0)}$	$\frac{12.5}{(.492)}$

REV. 02/13

Specifications are subject to change without notice.  
 The device characteristics and parameters in this data sheet can and do vary in different applications and actual device performance may vary over time.  
 Users should verify actual device performance in their specific applications.



Компания «Life Electronics» занимается поставками электронных компонентов импортного и отечественного производства от производителей и со складов крупных дистрибьюторов Европы, Америки и Азии.

С конца 2013 года компания активно расширяет линейку поставок компонентов по направлению коаксиальный кабель, кварцевые генераторы и конденсаторы (керамические, пленочные, электролитические), за счёт заключения дистрибьюторских договоров

Мы предлагаем:

- Конкурентоспособные цены и скидки постоянным клиентам.
- Специальные условия для постоянных клиентов.
- Подбор аналогов.
- Поставку компонентов в любых объемах, удовлетворяющих вашим потребностям.
- Приемлемые сроки поставки, возможна ускоренная поставка.
- Доставку товара в любую точку России и стран СНГ.
- Комплексную поставку.
- Работу по проектам и поставку образцов.
- Формирование склада под заказчика.
- Сертификаты соответствия на поставляемую продукцию (по желанию клиента).
- Тестирование поставляемой продукции.
- Поставку компонентов, требующих военную и космическую приемку.
- Входной контроль качества.
- Наличие сертификата ISO.

В составе нашей компании организован Конструкторский отдел, призванный помогать разработчикам, и инженерам.

Конструкторский отдел помогает осуществить:

- Регистрацию проекта у производителя компонентов.
- Техническую поддержку проекта.
- Защиту от снятия компонента с производства.
- Оценку стоимости проекта по компонентам.
- Изготовление тестовой платы монтаж и пусконаладочные работы.



Тел: +7 (812) 336 43 04 (многоканальный)  
Email: org@lifeelectronics.ru