

# SURFACE-MOUNT FUSES

## Slow-Blow Chip Fuses

Available in industry standard 1206 and 0603 chip sizes, Littelfuse slow-blow chip fuses help provide overcurrent protection on systems that experience large and frequent current surges as part of their normal operation.

The slow-blow chip fuse's monolithic, multilayer design helps provide some of the highest current ratings available in the 1206 and 0603 footprints and enhances high-temperature performance in a wide range of circuit protection designs. The devices' small size, high reliability and strong arc suppression characteristics make them suitable for overcurrent protection of power supplies, capacitor filter banks, Liquid Crystal Display (LCD) backlight inverters, electric motors and portable electronics.



### BENEFITS

- Time-delayed design prevents nuisance openings in pulsed and high inrush current applications
- Small size with high-current ratings
- Strong arc suppression characteristics

### FEATURES

- Lead-free materials and RoHS compliant
- Halogen free  
(refers to: Br $\geq$ 900ppm, Cl $\geq$ 900ppm, Br+Cl $\geq$ 1500ppm)
- Monolithic multilayer design
- High-temperature performance
- -55°C to +125°C operating temperature range

### APPLICATIONS

- Small motors systems
- Portable electronics
- Input power ports
- Power over Ethernet (PoE)
- Test equipment
- POL converter protection
- Computer drives
- Displays
- Printers

# Surface Mount Fuses

## Slow-Blow Chip Fuses

### Table FS1 – Clear Time Characteristics

#### 0603SFS Series

| % of Rated Current | Clear Time at 25°C |              |
|--------------------|--------------------|--------------|
| 100%               | 4 hrs (min)        | —            |
| 200%               | 1 s (min)          | 120 s (max)  |
| 300%               | 0.1 s (min)        | 3 s (max)    |
| 800% (1.0A-1.5A)   | 0.0005 s (min)     | 0.05 s (max) |
| 800% (2.0A-5.0A)   | 0.001 s (min)      | 0.05 s (max) |

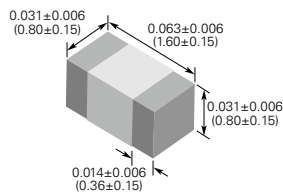
#### 1206SFS Series

| % of Rated Current | Clear Time at 25°C |              |
|--------------------|--------------------|--------------|
| 100%               | 4 hrs (min)        | —            |
| 200%               | 1 s (min)          | 120 s (max)  |
| 300%               | 0.1 s (min)        | 3 s (max)    |
| 800% (1.0A-1.5A)   | 0.0016 s (min)     | 0.05 s (max) |
| 800% (2.0A-8.0A)   | 0.002 s (min)      | 0.05 s (max) |

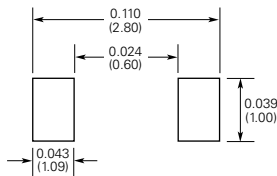
### Table FS2 – Typical Electrical Characteristics, Dimensions and Recommended Pad Layout

#### 0603 (1608 mm) Slow-Blow Chip Fuses

Shape and Dimensions in (mm)

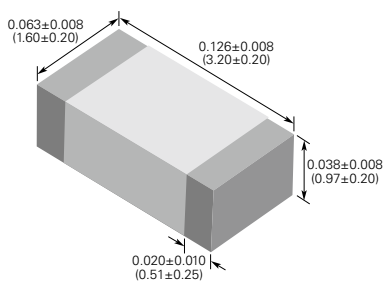


Recommended Pad Layout in (mm)

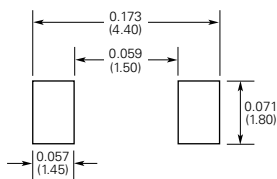


#### 1206 (3216 mm) Slow-Blow Chip Fuses

Shape and Dimensions in (mm)



Recommended Pad Layout in (mm)



| Part Number    | Typical                    |                       |  | Max                        |             |
|----------------|----------------------------|-----------------------|--|----------------------------|-------------|
|                | Electrical Characteristics |                       |  | Interrupt Ratings          |             |
|                | Rated Current (A)          | Nominal Cold DCR (Ω)* | Nominal I <sup>2</sup> t (A <sup>2</sup> sec) <sup>†</sup> | Voltage (V <sub>DC</sub> ) | Current (A) |
| 0603SFS100F/32 | 1.0                        | 0.200                 | 0.093  | 32                         | 50          |
| 0603SFS150F/32 | 1.5                        | 0.100                 | 0.18   | 32                         | 50          |
| 0603SFS200F/32 | 2.0                        | 0.052                 | 0.32   | 32                         | 50          |
| 0603SFS250F/32 | 2.5                        | 0.041                 | 0.63   | 32                         | 50          |
| 0603SFS300F/32 | 3.0                        | 0.031                 | 0.87   | 32                         | 50          |
| 0603SFS350F/32 | 3.5                        | 0.021                 | 1.20   | 32                         | 50          |
| 0603SFS400F/32 | 4.0                        | 0.017                 | 2.30   | 32                         | 50          |
| 0603SFS450F/32 | 4.5                        | 0.015                 | 2.70   | 32                         | 50          |
| 0603SFS500F/32 | 5.0                        | 0.013                 | 3.20   | 32                         | 50          |
| PSR-27781      | 6.0                        | 0.010                 | 4.00   | 32                         | 80          |
| PSR-27893      | 7.0                        | 0.008                 | 5.00   | 32                         | 80          |
| PSR-28024      | 8.0                        | 0.006                 | 7.00   | 32                         | 80          |

| Part Number    | Typical                    |                       |  | Max                        |             |
|----------------|----------------------------|-----------------------|--|----------------------------|-------------|
|                | Electrical Characteristics |                       |  | Interrupt Ratings          |             |
|                | Rated Current (A)          | Nominal Cold DCR (Ω)* | Nominal I <sup>2</sup> t (A <sup>2</sup> sec) <sup>†</sup> | Voltage (V <sub>DC</sub> ) | Current (A) |
| 1206SFS100F/63 | 1.0                        | 0.360                 | 0.11   | 63                         | 50          |
| 1206SFS125F/63 | 1.25                       | 0.200                 | 0.22   | 63                         | 50          |
| 1206SFS150F/63 | 1.5                        | 0.150                 | 0.23   | 63                         | 50          |
| 1206SFS200F/63 | 2.0                        | 0.088                 | 0.63   | 63                         | 50          |
| 1206SFS250F/32 | 2.5                        | 0.065                 | 0.90   | 32                         | 50          |
| 1206SFS300F/32 | 3.0                        | 0.034                 | 1.20   | 32                         | 50          |
| 1206SFS350F/32 | 3.5                        | 0.028                 | 1.60   | 32                         | 50          |
| 1206SFS400F/32 | 4.0                        | 0.024                 | 2.20   | 32                         | 50          |
| 1206SFS450F/32 | 4.5                        | 0.020                 | 3.60   | 32                         | 50          |
| 1206SFS500F/32 | 5.0                        | 0.016                 | 5.30   | 32                         | 50          |
| 1206SFS550F/24 | 5.5                        | 0.014                 | 6.40   | 24                         | 50          |
| 1206SFS600F/24 | 6.0                        | 0.011                 | 8.50   | 24                         | 60          |
| 1206SFS700F/24 | 7.0                        | 0.010                 | 10.00  | 24                         | 60          |
| 1206SFS800F/24 | 8.0                        | 0.009                 | 16.90  | 24                         | 60          |

\* Measured at ≤10% of rated current and 25°C ambient temperature.

† Melting I<sup>2</sup>t at 0.001 sec clear time.

# Surface Mount Fuses

## Slow-Blow Chip Fuses

### Figures FS1-FS6 — Family Performance Curves



# Surface Mount Fuses Slow-Blow Chip Fuses

## Figures FS1-FS6 — Family Performance Curves

(Cont'd)

Figure FS3



Figure FS4



Note: Curves are nominal.

→ Please go to page 108 for more information about Slow-Blow Chip Fuses.

# Surface Mount Fuses Slow-Blow Chip Fuses

## Figures FS1-FS6 — Family Performance Curves

(Cont'd)

Figure FS5

0603SFS PSR part Average Time Current Curves

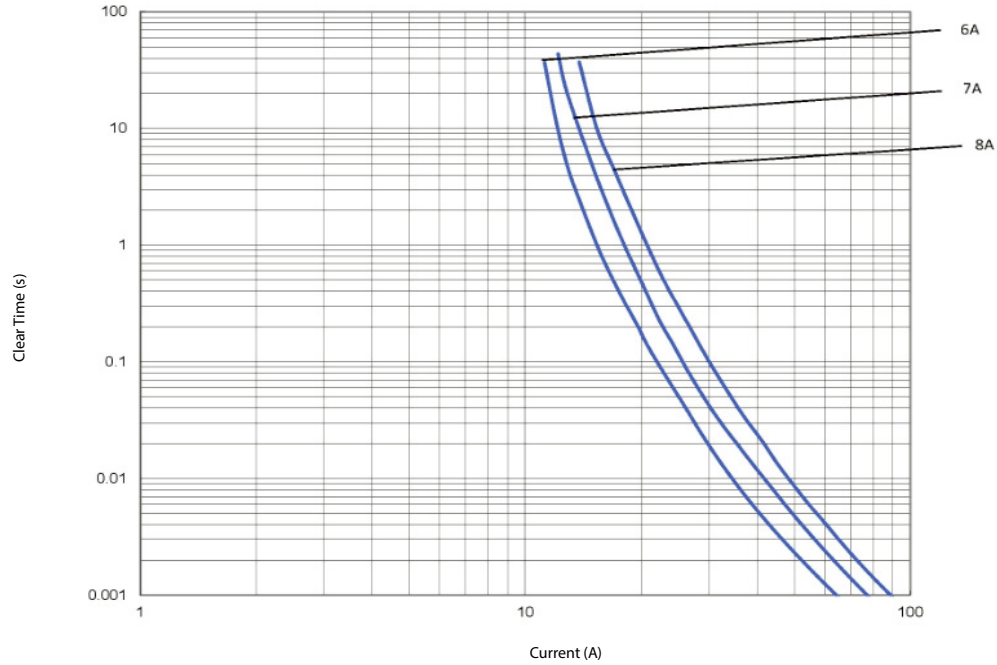


Figure FS6

0603SFS PSR part I<sup>2</sup>t vs. t Curve



Note: Curves are nominal.

**Notice:** Littelfuse products are not designed for, and shall not be used for, any purpose (including, without limitation, automotive, military, aerospace, medical, life-saving, life-sustaining or nuclear facility applications, devices intended for surgical implant into the body, or any other application in which the failure or lack of desired operation of the product may result in personal injury, death, or property damage) other than those expressly set forth in applicable Littelfuse product documentation. Warranties granted by Littelfuse shall be deemed void for products used for any purpose not expressly set forth in applicable Littelfuse documentation. Littelfuse shall not be liable for any claims or damages arising out of products used in applications not expressly intended by Littelfuse as set forth in applicable Littelfuse documentation. The sale and use of Littelfuse products is subject to Littelfuse Terms and Conditions of Sale, unless otherwise agreed by Littelfuse.

Компания «Life Electronics» занимается поставками электронных компонентов импортного и отечественного производства от производителей и со складов крупных дистрибьюторов Европы, Америки и Азии.

С конца 2013 года компания активно расширяет линейку поставок компонентов по направлению коаксиальный кабель, кварцевые генераторы и конденсаторы (керамические, пленочные, электролитические), за счёт заключения дистрибьюторских договоров

Мы предлагаем:

- Конкурентоспособные цены и скидки постоянным клиентам.
- Специальные условия для постоянных клиентов.
- Подбор аналогов.
- Поставку компонентов в любых объемах, удовлетворяющих вашим потребностям.
- Приемлемые сроки поставки, возможна ускоренная поставка.
- Доставку товара в любую точку России и стран СНГ.
- Комплексную поставку.
- Работу по проектам и поставку образцов.
- Формирование склада под заказчика.
- Сертификаты соответствия на поставляемую продукцию (по желанию клиента).
- Тестирование поставляемой продукции.
- Поставку компонентов, требующих военную и космическую приемку.
- Входной контроль качества.
- Наличие сертификата ISO.

В составе нашей компании организован Конструкторский отдел, призванный помогать разработчикам, и инженерам.

Конструкторский отдел помогает осуществить:

- Регистрацию проекта у производителя компонентов.
- Техническую поддержку проекта.
- Защиту от снятия компонента с производства.
- Оценку стоимости проекта по компонентам.
- Изготовление тестовой платы монтаж и пусконаладочные работы.



Тел: +7 (812) 336 43 04 (многоканальный)

Email: [org@lifeelectronics.ru](mailto:org@lifeelectronics.ru)