


Surface Mount Crystal



The XT36C part is a miniature SMD crystal with 8.0 x 4.5 (mm) ceramic package and a height of 1.8 mm maximum. It is widely applied in notebook computer, PCMCIA, and communication equipment.

FEATURES

- Miniature size: 8.0 x 4.5 x 1.8 (mm)
- Wide frequency range
- Glass sealing
- Emboss tapping
- Material categorization: For definitions of compliance please see www.vishay.com/doc?99912



RoHS
COMPLIANT

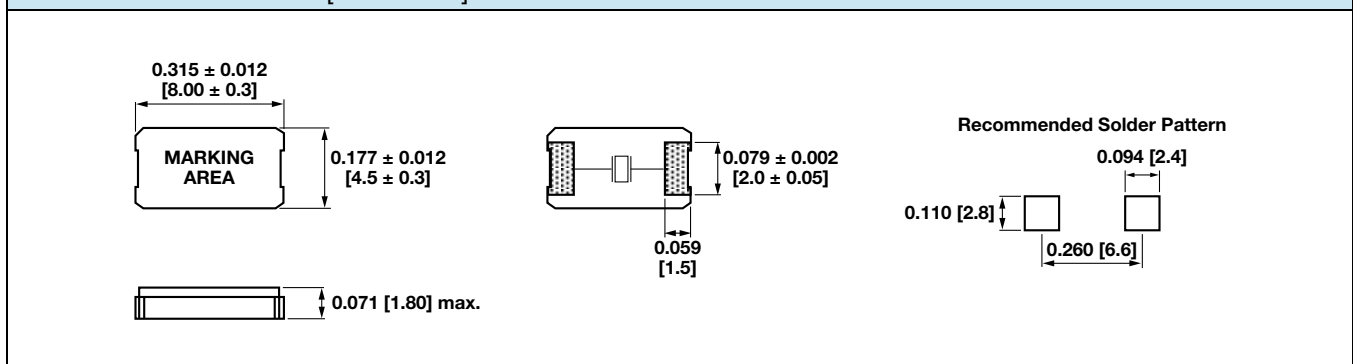
STANDARD ELECTRICAL SPECIFICATIONS

PARAMETER	SYMBOL	CONDITION	UNIT	MIN.	TYP.	MAX.
Frequency range	F _O		MHz	10.000	-	70.000
Frequency tolerance	ΔF/F _O	at 25 °C	ppm	-	± 50	-
Temperature stability	T _C	ref. to 25 °C	ppm	-	± 50	-
Operating temperature range	T _{OPR}		°C	- 10	-	+ 60
Storage temperature range	T _{STG}		°C	- 55	-	+ 125
Shunt capacitance	C ₀		pF	-	-	7
Load capacitance	C _L	customer specified	pF	10	-	series
Insulation resistance	I _R	100 V _{DC}	MΩ	500	-	-
Drive level	D _L		μW	-	10	500
Aging	Fa	at 25 °C, per year	ppm	- 5	-	+ 5

EQUIVALENT SERIES RESISTANCE (ESR) AND MODE OF VIBRATION (MODE)

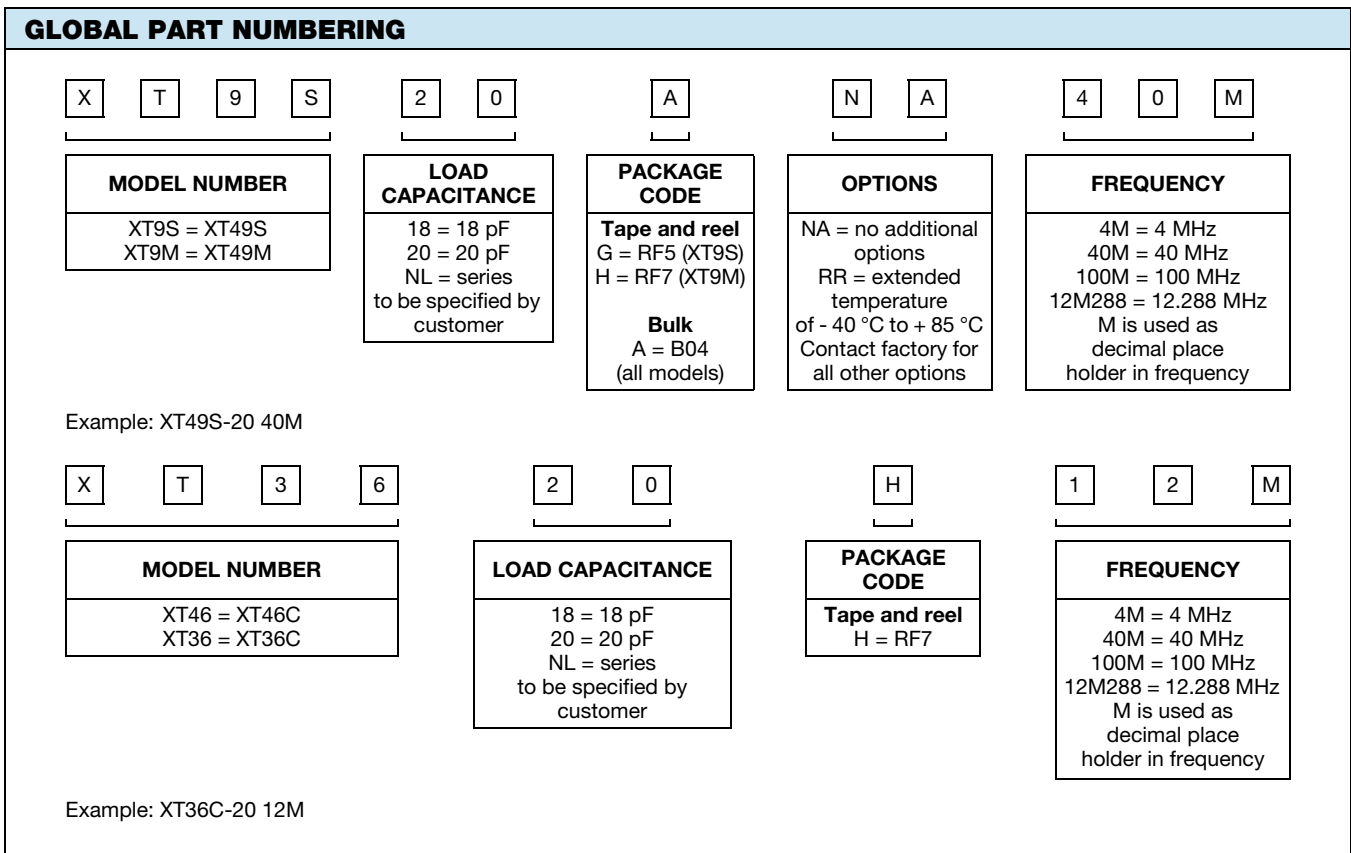
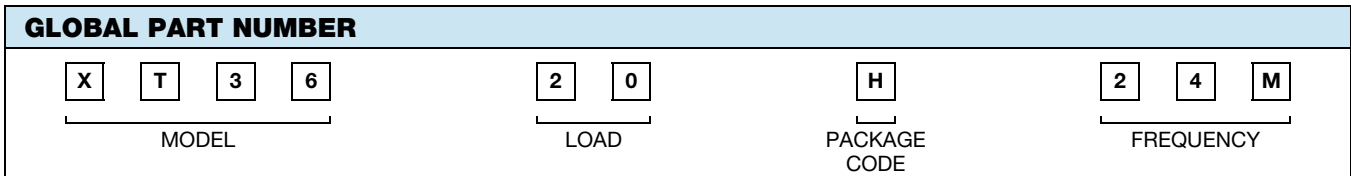
FREQUENCY RANGE (MHz)	MAX. ESR (Ω)	MODE	FREQUENCY RANGE (MHz)	MAX. ESR (Ω)	MODE
10.000 to 10.999	110	fundamental	20.000 to 31.999	25	fundamental
11.000 to 14.099	50	fundamental	32.000 to 47.999	110	3 rd overtone
14.100 to 17.999	45	fundamental	48.000 to 70.000	100	3 rd overtone
18.000 to 19.999	30	fundamental			

DIMENSIONS in inches [millimeters]





ORDERING INFORMATION			
XT36C MODEL	-20 LOAD blank = series -12 = 12 pF -16 = 16 pF -20 = 20 pF -32 = 32 pF	24M FREQUENCY/MHz	e4 JEDEC LEAD (Pb)-FREE STANDARD





Disclaimer

ALL PRODUCT, PRODUCT SPECIFICATIONS AND DATA ARE SUBJECT TO CHANGE WITHOUT NOTICE TO IMPROVE RELIABILITY, FUNCTION OR DESIGN OR OTHERWISE.

Vishay Intertechnology, Inc., its affiliates, agents, and employees, and all persons acting on its or their behalf (collectively, "Vishay"), disclaim any and all liability for any errors, inaccuracies or incompleteness contained in any datasheet or in any other disclosure relating to any product.

Vishay makes no warranty, representation or guarantee regarding the suitability of the products for any particular purpose or the continuing production of any product. To the maximum extent permitted by applicable law, Vishay disclaims (i) any and all liability arising out of the application or use of any product, (ii) any and all liability, including without limitation special, consequential or incidental damages, and (iii) any and all implied warranties, including warranties of fitness for particular purpose, non-infringement and merchantability.

Statements regarding the suitability of products for certain types of applications are based on Vishay's knowledge of typical requirements that are often placed on Vishay products in generic applications. Such statements are not binding statements about the suitability of products for a particular application. It is the customer's responsibility to validate that a particular product with the properties described in the product specification is suitable for use in a particular application. Parameters provided in datasheets and/or specifications may vary in different applications and performance may vary over time. All operating parameters, including typical parameters, must be validated for each customer application by the customer's technical experts. Product specifications do not expand or otherwise modify Vishay's terms and conditions of purchase, including but not limited to the warranty expressed therein.

Except as expressly indicated in writing, Vishay products are not designed for use in medical, life-saving, or life-sustaining applications or for any other application in which the failure of the Vishay product could result in personal injury or death. Customers using or selling Vishay products not expressly indicated for use in such applications do so at their own risk. Please contact authorized Vishay personnel to obtain written terms and conditions regarding products designed for such applications.

No license, express or implied, by estoppel or otherwise, to any intellectual property rights is granted by this document or by any conduct of Vishay. Product names and markings noted herein may be trademarks of their respective owners.

Material Category Policy

Vishay Intertechnology, Inc. hereby certifies that all its products that are identified as RoHS-Compliant fulfill the definitions and restrictions defined under Directive 2011/65/EU of The European Parliament and of the Council of June 8, 2011 on the restriction of the use of certain hazardous substances in electrical and electronic equipment (EEE) - recast, unless otherwise specified as non-compliant.

Please note that some Vishay documentation may still make reference to RoHS Directive 2002/95/EC. We confirm that all the products identified as being compliant to Directive 2002/95/EC conform to Directive 2011/65/EU.

Vishay Intertechnology, Inc. hereby certifies that all its products that are identified as Halogen-Free follow Halogen-Free requirements as per JEDEC JS709A standards. Please note that some Vishay documentation may still make reference to the IEC 61249-2-21 definition. We confirm that all the products identified as being compliant to IEC 61249-2-21 conform to JEDEC JS709A standards.

Компания «Life Electronics» занимается поставками электронных компонентов импортного и отечественного производства от производителей и со складов крупных дистрибьюторов Европы, Америки и Азии.

С конца 2013 года компания активно расширяет линейку поставок компонентов по направлению коаксиальный кабель, кварцевые генераторы и конденсаторы (керамические, пленочные, электролитические), за счёт заключения дистрибьюторских договоров

Мы предлагаем:

- Конкурентоспособные цены и скидки постоянным клиентам.
- Специальные условия для постоянных клиентов.
- Подбор аналогов.
- Поставку компонентов в любых объемах, удовлетворяющих вашим потребностям.
- Приемлемые сроки поставки, возможна ускоренная поставка.
- Доставку товара в любую точку России и стран СНГ.
- Комплексную поставку.
- Работу по проектам и поставку образцов.
- Формирование склада под заказчика.
- Сертификаты соответствия на поставляемую продукцию (по желанию клиента).
- Тестирование поставляемой продукции.
- Поставку компонентов, требующих военную и космическую приемку.
- Входной контроль качества.
- Наличие сертификата ISO.

В составе нашей компании организован Конструкторский отдел, призванный помогать разработчикам, и инженерам.

Конструкторский отдел помогает осуществить:

- Регистрацию проекта у производителя компонентов.
- Техническую поддержку проекта.
- Защиту от снятия компонента с производства.
- Оценку стоимости проекта по компонентам.
- Изготовление тестовой платы монтаж и пусконаладочные работы.



Тел: +7 (812) 336 43 04 (многоканальный)

Email: org@lifeelectronics.ru