





| | | |
|--------------------------------------------------------------------------------------------------------------------------------------------------------|-------------------------------------------------------|-------------------------------------------------------------------------------------------------------------|
|  ABRACON CORPORATION <i>The Power of Linking Together</i> | AB08XX Series Real Time Clock Module |  RoHS Compliant |
| Date of Issue: Sept. 10 th , 2012 | 3.0 x 3.0 mm |  ESD Sensitive |
| <i>Page (1) of (12)</i> | Abracon Drawing # | Revision #: Initial Release |

AB08XX Features

- Sub-threshold Power Optimized Technology by Ambiq Micro
- Ultra-low supply current:
 - <15 nA with RC oscillator
 - <20 nA with RC oscillator and autocalibration
 - <55 nA with crystal oscillator
- Baseline timekeeping features:
 - 32 KHz crystal oscillator with integrated load capacitor/resistor
 - Counters for hundredths, seconds, minutes, hours, date, month, year, century, and weekday
 - Alarm capability on all counters
 - Programmable output clock generation (32 kHz to 1/year)
 - Countdown timer with repeat function
 - Automatic leap year calculation
- Advanced timekeeping features:
 - Integrated power optimized RC oscillator
 - Advanced crystal calibration to ± 2 ppm
 - Advanced RC calibration to ± 16 ppm
 - Automatic calibration of RC oscillator to crystal oscillator
 - Watchdog timer with hardware reset
 - Up to 256 bytes of general purpose RAM
- Power management features:
 - Automatic switchover to VBAT
 - External interrupt monitor
 - Programmable brown out detection
 - Programmable analog voltage comparator
- I²C (up to 400 kHz) or SPI (up to 2 MHz) serial interface
 - Supports 3-wire and 4-wire SPI
- Operating Voltage 1.7-3.6 V
- Clock and RAM retention voltage 1.5-3.6 V
- Operating temperature –40 to 85 °C
- All inputs are Schmitt trigger
- 3 mm x 3 mm QFN-16 package






Applications

- Smart cards
- Wireless sensors and tags
- Medical electronics
- Utility meters
- Data loggers
- Appliances
- Handsets
- Consumer electronics
- Communications devices

Description




The Abracon Corporation AB08XX Real Time Clock family provides a groundbreaking combination of ultra-low power coupled with a highly sophisticated feature set. With power requirements significantly lower than any other industry RTC (as low as 15nA), these are the first semiconductor products based on Abracon Corporation's innovative SPOT (Sub-threshold Power Optimized Technology by Ambiq Micro) CMOS platform. The AB08XX includes on-chip oscillators to provide minimum power consumption, full RTC functions including battery backup and programmable counters and alarms for timer and watchdog functions, and either an I²C or SPI serial interface for communication with a host controller.

| | | |
|--------------------------------------------------------------------------------------------------------------------------------------------------------|-------------------------------------------------------|-------------------------------------------------------------------------------------------------------------|
|  ABRACON CORPORATION <i>The Power of Linking Together</i> | AB08XX Series Real Time Clock Module |  RoHS Compliant |
| Date of Issue: Sept. 10 th , 2012 | 3.0 x 3.0 mm |  ESD Sensitive |
| Page (1) of (12) | Abrakon Drawing # | Revision #: Initial Release |

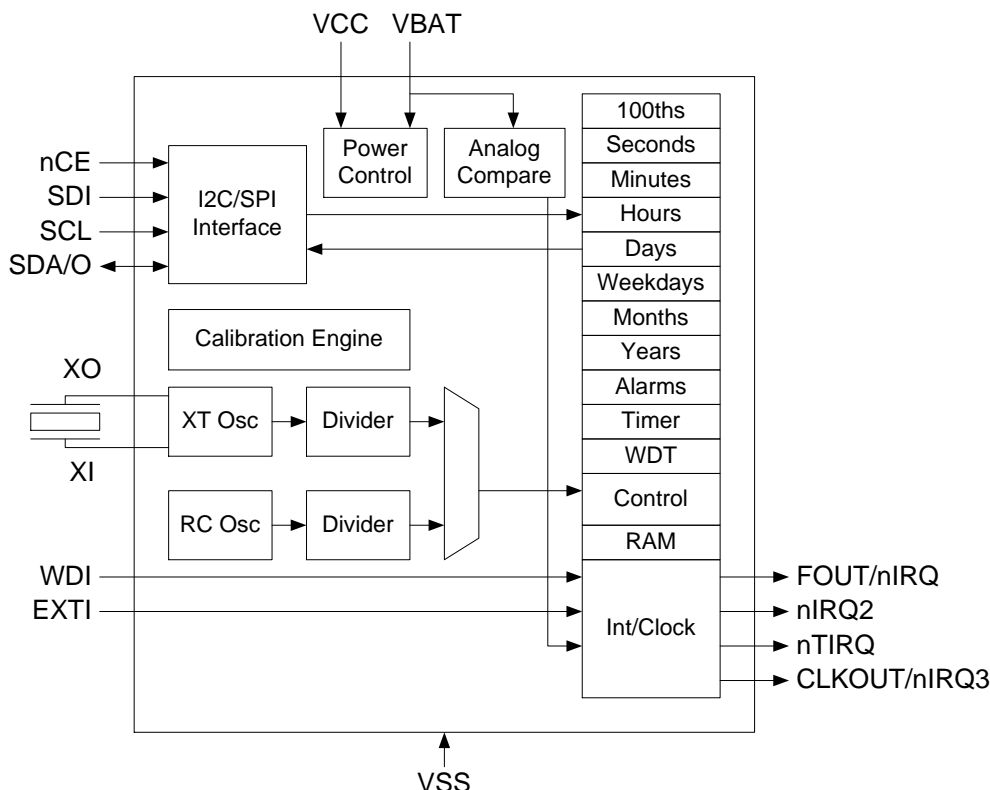
1. Family Summary

The AB08XX family consists of several members. All devices are supplied in a standard 3 mm x 3 mm QFN-16 package. Members of the software and pin compatible AB18XX RTC with Power Management family are also listed.

| Part # | Baseline Timekeeping | | Advanced Timekeeping | | | | Power Management | | | | Interface |
|------------------------------------------------------|----------------------|----------------------|----------------------|-------------------|-----------|---------|------------------|------------|---------|----------------------------|------------------|
| | XT Osc | Number of GP Outputs | RC Osc | Calib/ Auto-calib | Watch-dog | RAM (B) | VBAT Switch | Reset Mgmt | Ext Int | Power Switch and Sleep FSM | |
| AB0801-T3 | ■ | 2 | ■ | ■ | | 0 | | | | | I ² C |
| AB0803-T3 | ■ | 2 | ■ | ■ | | 64 | ■ | | | | I ² C |
| AB0804-T3 | ■ | 4 | ■ | ■ | ■ | 256 | | | ■ | | I ² C |
| AB0805-T3 | ■ | 4 | ■ | ■ | ■ | 256 | ■ | | ■ | | I ² C |
| AB0811-T3 | ■ | 2 | ■ | ■ | | 0 | | | | | SPI |
| AB0813-T3 | ■ | 2 | ■ | ■ | | 64 | ■ | | | | SPI |
| AB0814-T3 | ■ | 3 | ■ | ■ | ■ | 256 | | | ■ | | SPI |
| AB0815-T3 | ■ | 3 | ■ | ■ | ■ | 256 | ■ | | ■ | | SPI |
| Software and Pin Compatible AB18XX Family Components | | | | | | | | | | | |
| AB1801-T3 | ■ | 2 | ■ | ■ | | 0 | | | | ■ | I ² C |
| AB1803-T3 | ■ | 2 | ■ | ■ | | 64 | ■ | | | ■ | I ² C |
| AB1804-T3 | ■ | 4 | ■ | ■ | ■ | 256 | | ■ | ■ | ■ | I ² C |
| AB1805-T3 | ■ | 4 | ■ | ■ | ■ | 256 | ■ | ■ | ■ | ■ | I ² C |
| AB1811-T3 | ■ | 2 | ■ | ■ | | 0 | | | | ■ | SPI |
| AB1813-T3 | ■ | 2 | ■ | ■ | | 64 | ■ | | | ■ | SPI |
| AB1814-T3 | ■ | 3 | ■ | ■ | ■ | 256 | | ■ | ■ | ■ | SPI |
| AB1815-T3 | ■ | 3 | ■ | ■ | ■ | 256 | ■ | ■ | ■ | ■ | SPI |

| | | |
|--------------------------------------------------------------------------------------------------------------------------------------------------------|-------------------------------------------------------|-------------------------------------------------------------------------------------------------------------|
|  ABRACON CORPORATION <i>The Power of Linking Together</i> | AB08XX Series Real Time Clock Module |  RoHS Compliant |
| Date of Issue: Sept. 10 th , 2012 | 3.0 x 3.0 mm |  ESD Sensitive |
| Page (2) of (12) | Abrakon Drawing # | Revision #: Initial Release |

2. AB08XX Functional Description






The AB08XX serves as a full function RTC for host processors such as microcontrollers. The AB08XX includes 3 distinct feature groups: 1) baseline timekeeping features and 2) advanced timekeeping features, and 3) basic power management features. Functions from each feature group may be controlled via memory mapped registers. These registers are accessed using either an I²C serial interface (e.g., in the AB0805) or a SPI serial interface (e.g., in the AB0815).

The baseline timekeeping feature group supports the standard 32 kHz crystal (XT) oscillation mode for maximum frequency accuracy with an ultra-low current draw of 55 nA. An extended calibration mode enables low jitter digital calibration to an accuracy of ± 2 ppm over a range of -614 ppm to +244 ppm. The baseline timekeeping feature group also includes a standard set of counters monitoring hundredths of a second up through centuries. A complement of countdown timers and alarms may additionally be set to initiate interrupts or resets on several of the outputs.

The advanced timekeeping feature group supports two additional oscillation modes: 1) RC oscillator mode, and 2) auto-calibration mode. At only 15 nA, the temperature-compensated $\pm 10\%$ RC oscillator mode provides an even lower current draw than the XT oscillator for applications with reduced frequency accuracy requirements. A proprietary calibration algorithm allows the AB08XX to digitally tune the RC oscillator frequency with accuracy as low as ± 2 ppm at a given temperature and very low calibration jitter. In autocalibration mode, the RC oscillator is used as the primary oscillation source and is periodically calibrated against the XT oscillator. Autocalibration may be executed every autocalibration period (ACP) of 8.5 minutes or 17 minutes and may also be initiated via software. This mode enables average current draw of only 20 nA with frequency accuracy similar to the XT oscillator. The advanced timekeeping feature group also includes a rich set of input and output configuration options that enables the monitoring of external interrupts (e.g., pushbutton signals), the generation of clock outputs, and watchdog timer functionality.

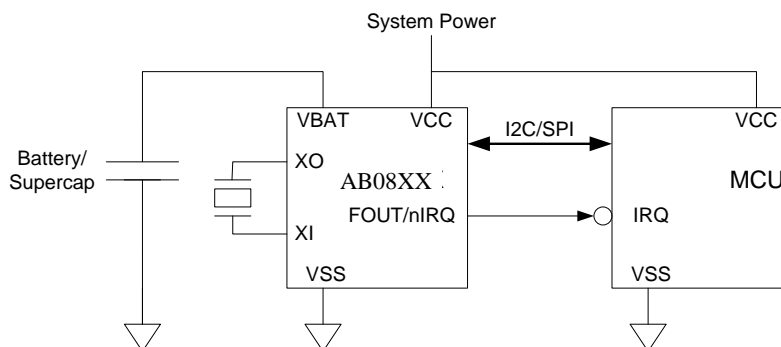
Power management features built into the AB08XX enable it to operate as a backup device in both line-powered and battery-powered systems. An integrated power control module automatically detects when main power (VCC) falls below a digitally-selectable threshold and switches to backup power (VBAT). Up to 256B of ultra-low leakage RAM enable the storage of key parameters when operating on backup power. The AB08XX also includes digitally-tunable voltage monitoring for brown-out detection and power-on reset.

| | | |
|--------------------------------------------------------------------------------------------------------------------------------------------------------|-------------------------------------------------------|-------------------------------------------------------------------------------------------------------------|
|  ABRACON CORPORATION <i>The Power of Linking Together</i> | AB08XX Series Real Time Clock Module |  RoHS Compliant |
| Date of Issue: Sept. 10 th , 2012 | 3.0 x 3.0 mm |  ESD Sensitive |
| Page (3) of (12) | Abrakon Drawing # | Revision #: Initial Release |

3. AB08XX Example Applications

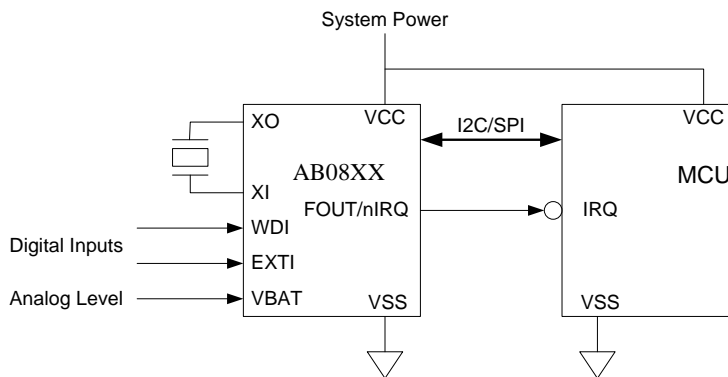
3.1 Battery Backed Up RTC




The most common AB08XX application is a battery backed up RTC, which maintains time and may hold data in RAM. The AB08XX is normally powered from a system power supply, which may be a larger battery. The AB08XX is continuously charging a supercapacitor or rechargeable battery via the internal trickle charger. When the main power supply goes away, the AB08XX automatically switches to the VBAT supply and maintains time and RAM data at very low battery supply currents.



3.2 RTC with Interrupt Aggregation

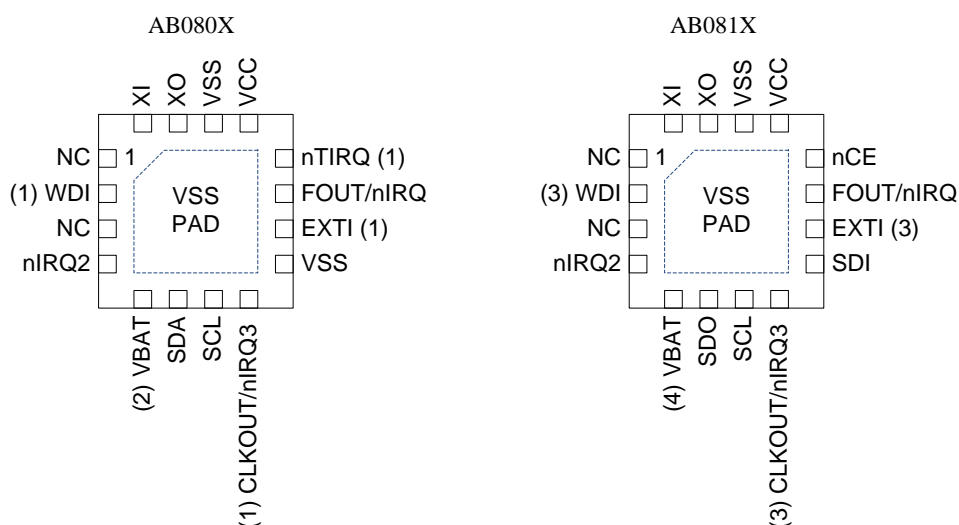
The flexible inputs of the AB08XX can be used to aggregate a variety of interrupt sources, including external digital inputs, analog levels, timers and alarms into a single interrupt source to an MCU.



| | | |
|--------------------------------------------------------------------------------------------------------------------------------------------------------|-------------------------------------------------------|-------------------------------------------------------------------------------------------------------------|
|  ABRACON CORPORATION <i>The Power of Linking Together</i> | AB08XX Series Real Time Clock Module |  RoHS Compliant |
| Date of Issue: Sept. 10 th , 2012 | 3.0 x 3.0 mm |  ESD Sensitive |
| Page (4) of (12) | Abrakon Drawing # | Revision #: Initial Release |




4. Package Pin Description

The AB08XX package pins are described below. The thermal pad on the QFN-16 packages must be connected to VSS. All NC pins must be left unconnected.



- (1) – Available in AB0804 and AB0804 only, else NC
 (2) – Available in AB0803 and AB0805 only, else VSS
 (3) – Available in AB0814 and AB0815 only, else NC
 (4) – Available in AB0813 and AB0815 only, else VSS

| Pin Name | Pin Type | Function | Pin Number in AB08XX | | | | | | | |
|--------------|----------|-----------------------------------------|----------------------|-------|----------|-------|-------|----|-------|----|
| | | | 01 | 03 | 04 | 05 | 11 | 13 | 14 | 15 |
| VSS | Power | Ground | 5, 9, 14 | 9, 14 | 5, 9, 14 | 9, 14 | 5, 14 | 14 | 5, 14 | 14 |
| VCC | Power | System power supply | 13 | 13 | 13 | 13 | 13 | 13 | 13 | 13 |
| XI | XT | Crystal input | 16 | 16 | 16 | 16 | 16 | 16 | 16 | 16 |
| XO | XT | Crystal output | 15 | 15 | 15 | 15 | 15 | 15 | 15 | 15 |
| VBAT | Power | Battery power supply | | 5 | | 5 | | 5 | | 5 |
| SCL | Input | I ² C or SPI interface clock | 7 | 7 | 7 | 7 | 7 | 7 | 7 | 7 |
| SDO | Output | SPI data output | | | | | 6 | 6 | 6 | 6 |
| SDI | Input | SPI data input | | | | | 9 | 9 | 9 | 9 |
| nCE | Input | SPI chip select | | | | | 12 | 12 | 12 | 12 |
| SDA | Input | I ² C data input/output | 6 | 6 | 6 | 6 | | | | |
| EXTI | Input | External interrupt input | | | 10 | 10 | | | 10 | 10 |
| WDI | Input | Watchdog reset input | | | 2 | 2 | | | 2 | 2 |
| FOUT/nIRQ | Output | Interrupt 1/function output | 11 | 11 | 11 | 11 | 11 | 11 | 11 | 11 |
| nIRQ2 | Output | Interrupt 2/output | 4 | 4 | 4 | 4 | 4 | 4 | 4 | 4 |
| CLKOUT/nIRQ3 | Output | Interrupt 3/clock output | | | 8 | 8 | | | 8 | 8 |
| nTIRQ | Output | Timer interrupt output | | | 12 | 12 | | | | |

| | | |
|--------------------------------------------------------------------------------------------------------------------------------------------------------|-------------------------------------------------------|-------------------------------------------------------------------------------------------------------------|
|  ABRACON CORPORATION <i>The Power of Linking Together</i> | AB08XX Series Real Time Clock Module |  RoHS Compliant |
| Date of Issue: Sept. 10 th , 2012 | 3.0 x 3.0 mm |  ESD Sensitive |
| Page (5) of (12) | Abrakon Drawing # | Revision #: Initial Release |

5. Electrical Specifications

5.1 Absolute Maximum Ratings




All voltages referenced to VSS.

| SYMBOL | PARAMETER | TEST CONDITIONS | MIN | TYP | MAX | UNIT |
|------------------|------------------------------|--------------------------------------------------------------------------|------|-----|------------------------|------|
| V _{CC} | System Power Voltage | | -0.3 | | 3.6 | V |
| V _{BAT} | Battery Voltage | | -0.3 | | 3.6 | V |
| V _I | Input voltage | V _{CC} > V _{MIN} | -0.3 | | V _{CC} + 0.3 | V |
| V _I | Input voltage | V _{CC} < V _{MIN} , V _{BAT} > V _{MIN} | -0.3 | | V _{BAT} + 0.3 | V |
| V _O | Output voltage | V _{CC} > V _{MIN} | -0.3 | | V _{CC} + 0.3 | V |
| V _O | Output voltage | V _{CC} < V _{MIN} , V _{BAT} > V _{MIN} | -0.3 | | V _{BAT} + 0.3 | V |
| I _I | Input current | | -1 | | 1 | mA |
| I _O | Output current | | -1 | | 1 | mA |
| V _{ESD} | ESD Voltage | CDM | | | ±500 | V |
| | | HBM | | | ±4000 | V |
| I _{LU} | Latch-up Current | | | | 100 | mA |
| T _{STG} | Storage Temperature | | -65 | | 150 | °C |
| T _{OP} | Operating Temperature | | -40 | | 85 | °C |
| T _{SLD} | Lead temperature | Hand soldering for 10 seconds | | | 300 | °C |
| T _{REF} | Reflow soldering temperature | Reflow profile per JEDEC J-STD-020D | | | 260 | °C |

5.2 Operating Parameters

T_A = -40 °C to 85 °C, TYP values at 25 °C

| SYMBOL | PARAMETER | TEST CONDITIONS | MIN | TYP | MAX | UNIT |
|------------------|------------------------------------------------|--------------------------------|-----|---------|-----|------|
| V _{CC} | System Power Voltage | SPI or I ² C active | 1.7 | | 3.6 | V |
| | | Clock operating + RAM | 1.5 | | 3.6 | V |
| V _{BAT} | Battery Voltage | Clock operating + RAM | 1.5 | | 3.6 | V |
| V _{T+} | Positive-going Input Threshold Voltage | V _{CC} = 3.0V | | 1.5 | | V |
| | | V _{CC} = 1.8V | | 1.1 | | |
| V _{T-} | Negative-going Input Threshold Voltage | V _{CC} = 3.0V | | 0.9 | | V |
| | | V _{CC} = 1.8V | | 0.6 | | |
| V _{OL} | Low level output voltage | 1.7V < V _{CC} < 3.6V | VSS | 0.2•VCC | | V |
| V _{OH} | High level output voltage on push-pull outputs | 1.7V < V _{CC} < 3.6V | | 0.8•VCC | VCC | V |
| V _{MIN} | Power supply valid voltage | | | 1.5 | | V |

| | | |
|--------------------------------------------------------------------------------------------------------------------------------------------------------|-------------------------------------------------------|-------------------------------------------------------------------------------------------------------------|
|  ABRACON CORPORATION <i>The Power of Linking Together</i> | AB08XX Series Real Time Clock Module |  RoHS Compliant |
| Date of Issue: Sept. 10 th , 2012 | 3.0 x 3.0 mm |  ESD Sensitive |
| Page (6) of (12) | Abrakon Drawing # | Revision #: Initial Release |




5.3 Supply Current

The current supplied into the VCC or VBAT power inputs under various conditions is shown below.

$T_A = -40\text{ }^{\circ}\text{C}$ to $85\text{ }^{\circ}\text{C}$, $V_{BAT} = 0\text{ V}$ to 3.6 V , TYP values at $25\text{ }^{\circ}\text{C}$

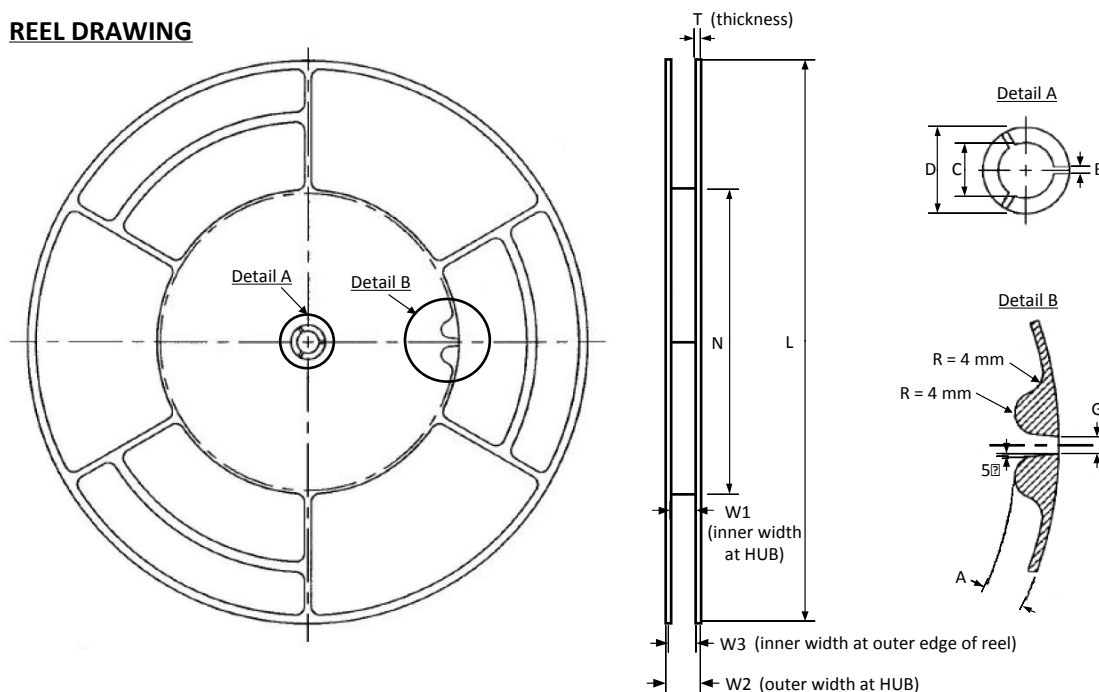
| SYMBOL | PARAMETER | TEST CONDITIONS | V _{CC} | V _{BAT} | MIN | TYP | MAX | UNIT |
|------------------------|-------------------------------------------------------------------------|-------------------------------------------------------------------------------------------------------|-----------------|------------------|-----|-----|-----|------|
| I _{VCC:I2C} | V _{CC} supply current during I ² C burst read/write | 400kHz bus speed, 10k pull-up resistors on SCL/SDA. (1) | 3.0V | NA | | 20 | | μA |
| | | | 1.8V | | | 10 | | |
| I _{VCC:SPI} | V _{CC} supply current during SPI burst read/write | 2 MHz bus speed (2) | 3.0V | NA | | 10 | | μA |
| | | | 1.8V | | | 5 | | |
| I _{VCC:XT} | V _{CC} supply current in XT oscillator mode. | Time keeping mode with XT oscillator running. (3) | 3.0V | NA | | 55 | | nA |
| | | | 1.8V | | | 50 | | |
| I _{VCC:RC} | V _{CC} supply current in RC oscillator mode. | Time keeping mode with only the RC oscillator running (XT oscillator is off). (3) | 3.0V | NA | | 15 | | nA |
| | | | 1.8V | | | 12 | | |
| I _{VCC:ACAL} | V _{CC} supply current in autocalibrated RC oscillator mode. | Time keeping mode with only RC oscillator running and autocalibration enabled. ACP = 512 seconds. (3) | 3.0V | NA | | 18 | | nA |
| | | | 1.8V | | | 15 | | |
| I _{VBAT:XT} | V _{BAT} supply current in XT oscillator mode. | Time keeping mode with XT oscillator running. (3) | < 1.5V | 3.0V | | 55 | | nA |
| | | | | 1.8V | | 50 | | |
| I _{VBAT:RC} | V _{BAT} supply current in RC oscillator mode. | Time keeping mode with only the RC oscillator running (XT oscillator is off). (3) | < 1.5V | 3.0V | | 15 | | nA |
| | | | | 1.8V | | 12 | | |
| I _{VBAT:ACAL} | V _{BAT} supply current in autocalibrated RC oscillator mode. | Time keeping mode with only RC oscillator running and autocalibration enabled. ACP = 512 seconds. (3) | < 1.5V | 3.0V | | 18 | | nA |
| | | | | 1.8V | | 15 | | |
| I _{VBAT:VCC} | V _{BAT} supply current in V _{CC} powered mode. | V _{CC} powered mode. (3) | > 1.5V | 3.0V | | 290 | | pA |
| | | | | 1.8V | | 190 | | |

- (1) Excluding external peripherals and pull-up resistor current. All other inputs (besides SDA and SCL) are at 0V or V_{CC}. AB080X and AB180X only.
- (2) Excluding external peripheral current. All other inputs (besides SDI, nCE and SCL) are at 0V or V_{CC}. AB081X and AB181X only.
- (3) All inputs and outputs are at 0V or V_{CC}.

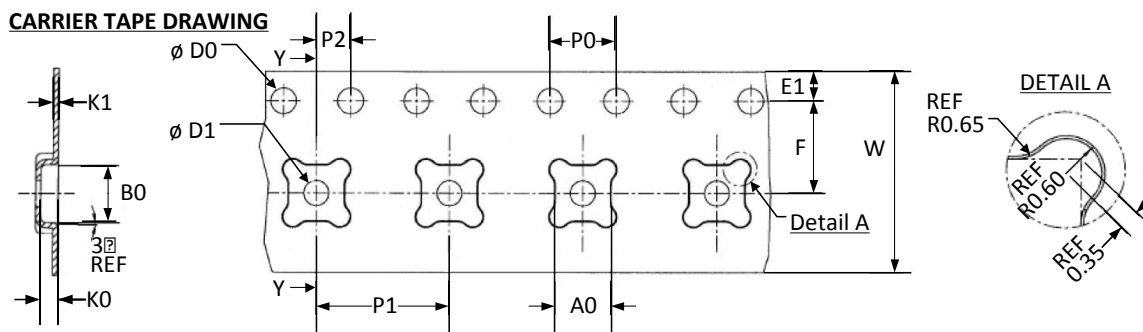
| | | |
|--------------------------------------------------------------------------------------------------------------------------------------------------------|-------------------------------------------------------|-------------------------------------------------------------------------------------------------------------|
|  ABRACON CORPORATION <i>The Power of Linking Together</i> | AB08XX Series Real Time Clock Module |  RoHS Compliant |
| Date of Issue: Sept. 10 th , 2012 | 3.0 x 3.0 mm |  ESD Sensitive |
| Page (7) of (12) | Abrakon Drawing # | Revision #: Initial Release |

6. Tape and Reel Information

REEL DRAWING






CARRIER TAPE DRAWING



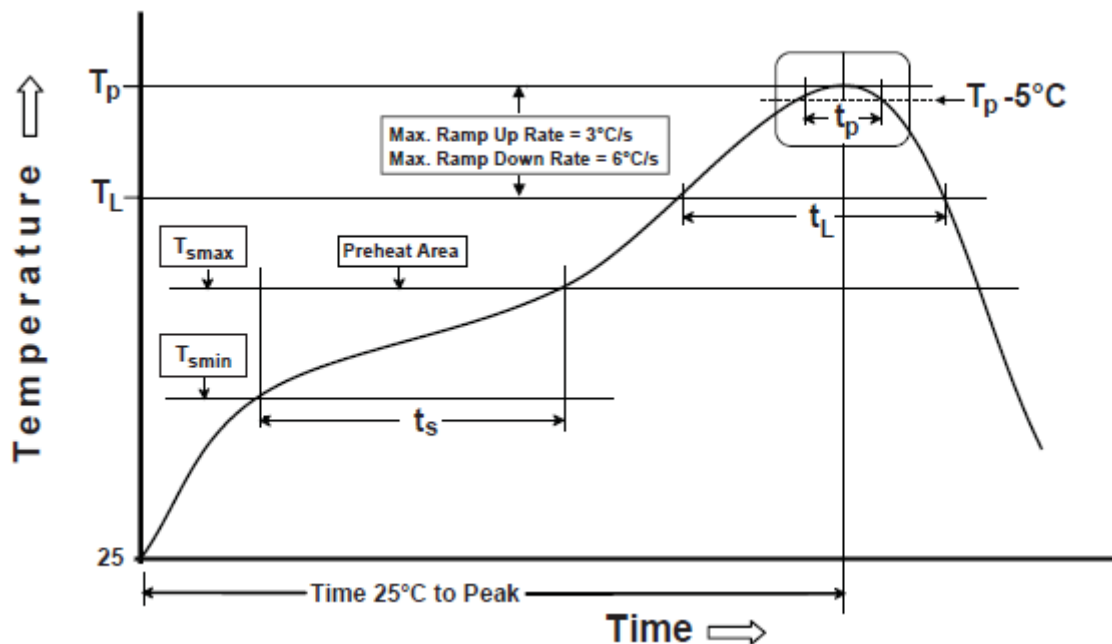
SECTION Y-Y

| 330 x 178 x 12 mm Reel Dimensions | | | | | 3x3 QFN Carrier Tape Dimensions | | | | |
|-----------------------------------|------|-------|-------|-------|---------------------------------|------|------|------|-------|
| Symbol | MIN | TYP | MAX | Units | Symbol | MIN | TYP | MAX | Units |
| T | 2.3 | 2.5 | 2.7 | mm | B0 | 3.2 | 3.3 | 3.4 | mm |
| N | | 178.0 | | | K0 | 0.9 | 1.0 | 1.1 | |
| L | | | 330.0 | | K1 | 0.25 | 0.3 | 0.35 | |
| W1 | 12.4 | 12.4 | 12.6 | | D0 | 1.50 | 1.55 | 1.60 | |
| W2 | | | 18.4 | | D1 | 1.5 | | | |
| W3 | 12.4 | | 15.4 | | P0 | 3.9 | 4.0 | 4.1 | |
| C | 12.8 | 13.0 | 13.5 | | P1 | 7.9 | 8.0 | 8.1 | |
| D | 20.2 | | | | P2 | 1.9 | 2.0 | 2.1 | |
| A | | 10.0 | | | A0 | 3.2 | 3.3 | 3.4 | |
| G | | 4.0 | | | E1 | 1.65 | 1.75 | 1.85 | |
| B | 1.5 | | | | F | 5.4 | 5.5 | 5.6 | |
| | | | | | W | 11.7 | 12.0 | 12.3 | |




| | | |
|--------------------------------------------------------------------------------------------------------------------------------------------------------|-------------------------------------------------------|-------------------------------------------------------------------------------------------------------------|
|  ABRACON CORPORATION <i>The Power of Linking Together</i> | AB08XX Series Real Time Clock Module |  RoHS Compliant |
| Date of Issue: Sept. 10 th , 2012 | 3.0 x 3.0 mm |  ESD Sensitive |
| Page (8) of (12) | Abrakon Drawing # | Revision #: Initial Release |

7. Reflow Profile

The AB08XX reflow soldering requirements are described below.



| Profile Feature | Requirement |
|--------------------------------------------------|------------------|
| Preheat/Soak | |
| Temperature Min (T_{smin}) | 150 °C |
| Temperature Max (T_{smax}) | 200 °C |
| Time (t_s) from (T_{smin} to T_{smax}) | 60-120 seconds |
| Ramp-up rate (T_L to T_p) | 3 °C/second max. |
| Liquidous temperature (T_L) | 217 °C |
| Time (t_L) maintained above T_L | 60-150 seconds |
| Peak package body temperature (T_p) | 260 °C max. |
| Time (t_p) within 5 °C of T_p | 30 seconds max. |
| Ramp-down rate (T_p to T_L) | 6 °C/second max. |
| Time 25 °C to peak temperature | 8 minutes max. |

| | | |
|--------------------------------------------------------------------------------------------------------------------------------------------------------|-------------------------------------------------------|-------------------------------------------------------------------------------------------------------------|
|  ABRACON CORPORATION <i>The Power of Linking Together</i> | AB08XX Series Real Time Clock Module |  RoHS Compliant |
| Date of Issue: Sept. 10 th , 2012 | 3.0 x 3.0 mm |  ESD Sensitive |
| Page (9) of (12) | Abrakon Drawing # | Revision #: Initial Release |




8. Ordering Information

| AB08XX Orderable Part Numbers | | | | |
|-------------------------------|-------------------|--------------------------------------------------|-------------------|--------------------------|
| P/N | Tape and Reel Qty | Package | Temperature Range | MSL Level ⁽²⁾ |
| AB0801-T3 | 3000pcs/reel | Pb-Free ⁽¹⁾ 16-Pin QFN 3 x 3 mm | -40 to +85 °C | 1 |
| AB0803-T3 | 3000pcs/reel | | | |
| AB0804-T3 | 3000pcs/reel | | | |
| AB0805-T3 | 3000pcs/reel | | | |
| AB0811-T3 | 3000pcs/reel | | | |
| AB0813-T3 | 3000pcs/reel | | | |
| AB0814-T3 | 3000pcs/reel | | | |
| AB0815-T3 | 3000pcs/reel | | | |

Notes:

(1) Compliant and certified with the current RoHS requirements for all 6 substances, including the requirement that lead not exceed 0.1% by weight in raw homogeneous materials. The package was designed to be soldered at high temperatures (per reflow profile) and can be used in specified lead-free processes.

(2) Moisture Sensitivity Level rating according to the JEDEC J-STD-020D industry standard classifications.

| | | |
|----------------------------------------------------------------------------------|-------------------------------------------------------|-------------------------------------------------------------------------------------|
|  | AB08XX Series Real Time Clock Module |  |
| Date of Issue: Sept. 10 th , 2012 | 3.0 x 3.0 mm |  |
| <i>Page (10) of (12)</i> | Abracon Drawing # | Revision #: Initial Release |

9. Notes

- i) The parts are manufactured in accordance with this specification. If other conditions and specifications which are required for this specification, please contact ABRACON for more information.
- ii) ABRACON will supply the parts in accordance with this specification unless we receive a written request to modify prior to an order placement.
- iii) In no case shall ABRACON be liable for any product failure from in appropriate handling or operation of the item beyond the scope of this specification.
- iv) When changing your production process, please notify ABRACON immediately.
- v) ABRACON Corporation's products are COTS – Commercial-Off-The-Shelf products; suitable for Commercial, Industrial and, where designated, Automotive Applications. ABRACON's products are not specifically designed for Military, Aviation, Aerospace, Life-dependant Medical applications or any application requiring high reliability where component failure could result in loss of life and/or property. For applications requiring high reliability and/or presenting an extreme operating environment, written consent and authorization from ABRACON Corporation is required. Please contact ABRACON Corporation for more information.
- vi) All specifications and Marking will be subject to change without notice.

10. ABRACON CORPORATION – TERMS & CONDITIONS OF SALE

PLEASE NOTE: Claims for pricing errors, shortages and defective products must be reported within 10 days from receipt of goods. Returned products will not be accepted after 30 days from the invoice date, and may be subject to restocking fees in accordance with Abracon Corporation's return policy. Abracon standard product purchase orders may not be canceled within 60 days of original shipping date. Abracon non-standard product purchase orders are non-cancelable and non-returnable. All schedule changes must be requested prior to 30 days of original shipping date. Maximum schedule change "push-out" shall be no more than 30 days from original shipping date. Abracon reserves the right to review all schedule and quantity changes and make pricing changes as needed. NO CREDIT WILL BE GIVEN FOR PRODUCTS RETURNED WITHOUT PRIOR AUTHORIZATION.

Please also note that IN NO EVENT SHALL ABRACON'S TOTAL LIABILITY FOR ANY AND ALL LOSSES AND DAMAGES ARISING OUT OF ANY CAUSE (INCLUDING, BUT NOT LIMITED TO, CONTRACT, NEGLIGENCE, STRICT LIABILITY OR OTHER TORT) EXCEED THE PURCHASE COST OF THE PRODUCTS. IN NO EVENT SHALL ABRACON BE LIABLE FOR ANY INCIDENTAL, CONSEQUENTIAL OR PUNITIVE DAMAGES.




Placing an order with ABRACON constitutes an acknowledgement that you have read and agree to the "Terms and Conditions of Sale."

1. Prices: ABRACON (AB) reserves the right to increase the price of products by written notice to the Buyer at least thirty days prior to the date of shipment of the products. When quantity price discounts are quoted by AB, the discounts are computed separately for each type of product to be sold and are based upon the quantity of each type and each size ordered at any one time. If any order is reduced or cancelled by the Buyer with AB's consent, the prices shall be adjusted to the higher prices, if applicable, for the uncanceled quantity. Unless otherwise agreed, AB reserves the right to ship and bill ten percent more or less than the exact quantity specified.

2. Taxes: Unless otherwise specified in the quotation, the prices shown do not include any taxes, import, or export duties, tariffs, or customs charges. The Buyer agrees to pay AB the amount of any federal, state, county, municipal, or other taxes, duties, tariffs, or custom charges levied by any jurisdiction, foreign or domestic, which AB is required to pay on account of the ownership at the place of installation or during transit of the material or equipment which is the subject of this contract, or an account of the transportation, sale, or use of the material or equipment.

3. Payment Terms: Unless otherwise stated in a separate agreement or in AB's quotation, payment terms are thirty days net from the date of invoice, subject to approval from AB of amount and terms of credit. AB reserves the right to require payment in advance or C.O.D. and otherwise modified credit terms. When partial shipments are made, payments therefore shall become due in accordance with the above terms upon submission of invoices. If, at the request of the Buyer, shipment is postponed for more than thirty days, payment will become due thirty days after notice to the Buyer that products are ready for shipment. These terms apply to partial as well as complete shipments on the debt at the lesser of 18% per year, or the maximum then permitted by California law, from the due date until the Buyer pays the debt in full.

4. Shipment: All shipments will be made F.O.B. AB's shipping point. In the absence of specific instructions, AB will select the carrier. Title to the material shall pass to the Buyer upon delivery thereof by AB to the carrier or delivery service. Thereupon the Buyer shall be responsible therefore. Products held for the Buyer, or stored for the Buyer, shall be at the risk and expense of the Buyer. Claims against AB

| | | |
|----------------------------------------------------------------------------------|-------------------------------------------------------|-------------------------------------------------------------------------------------|
|  | AB08XX Series Real Time Clock Module |  |
| Date of Issue: Sept. 10 th , 2012 | 3.0 x 3.0 mm |  |
| <i>Page (11) of (12)</i> | Abracon Drawing # | Revision #: Initial Release |

for shortages must be made in writing within ten days after the arrival of the shipment. AB is not required to notify the Buyer of the shipment.

5. Delivery: Shipping dates are approximate.

6. Packing: Unless otherwise specified, prices quoted herein include normal AB packaging. If special packaging is required by the Buyer, an additional charge will be made.

7. Inspection: Unless the Buyer notifies AB in writing within ten days from the date of receipt of any products that says the products are rejected, they will be deemed to have been accepted by the Buyer. In order for the notice of rejection to be effective, it must also specify the reasons why the products are being rejected. Any rejected products must be returned to AB within thirty days of rejection or the rejection shall be void and of no effect. Notwithstanding the preceding sentence, no returned goods will be accepted for credit unless written permission is first obtained from AB.

8. Limitation of Liability: AB shall not be liable for any loss, damage, cost of repairs, or incidental or consequential damages of any kind whether or not based upon express or implied warranty, negligence, or strict liability arising out of or in connection with the design, manufacture, sale, use, repair, or delivery of the product, or the engineering designs supplied to the Buyer. Without limiting the generality of the foregoing: if conditions arise which prevent compliance with delivery schedules, AB shall not be liable for any damage or penalty for delay in delivery, or for failure to give notice of delay, and such delay shall not constitute grounds for cancellation or price adjustment: in addition, AB shall not be liable for delay in delivery without regard to the cause of the delay, and delivery dates shall be deemed extended for a period equal to such delay.

9. Fair Labor Standards Act: AB certifies that products furnished hereunder have been or will be produced in compliance with the Fair Labor Standards Act, as amended and regulations and orders of the U.S. Department of Labor issued thereunder, AB agrees that this statement may be considered as the written assurance contemplated by the October 26, 1949 amendment to said Act.

10. Modifications: Unless otherwise provided, AB reserves the right to modify the specifications of products ordered by the Buyer providing that the modifications do not materially affect the performance.

11. Termination: In the event of the complete or partial termination or cancellation of this order for the convenience of the Government, settlement shall be made by negotiations in accordance with the Termination Clause for Subcontractors set forth in Armed Services Procurement Regulation 8-706. If the Buyer attempts to terminate or cancel this order, entirely or partially, other than for the convenience of the Government, it shall constitute a material breach of contract unless consent to said termination is obtained by the Buyer from AB in writing. In any event, the prices of all items delivered, and all items which have been furnished but not yet delivered, will be adjusted upward to the applicable price for the lesser quantities thereby purchased. AB may terminate or cancel this order in whole or in part at any time prior to the completion of performance by written notice to the Buyer without incurring any liability to the Buyer for breach of contract or otherwise.

12. Indemnity and Waiver of Subrogation: Buyer agrees to indemnify and hold AB harmless from any cost, liability or expense, including attorney's fees, which arises from or relates to any third party claim for personal injury (or death), property damages, or other loss allegedly based upon defective design, material, or workmanship of any product sold or furnished by AB, or allegedly based on any breach by AB of any of its contractual or other obligations. The Buyer represents that any liability insurance policies which the Buyer may have shall provide that subrogation rights against supplies such as AB are waived.

13. Governing Law: The terms of this agreement and all rights and obligations under it shall be governed by the laws of the State of California.

14. Errors: AB reserves the right to correct clerical or stenographic errors or omissions.

15. Entire Contract: The provisions of the Agreement and any accompanying documents constitute all the terms and conditions agreed upon by the parties and replace and supersede any inconsistent provisions on the face and the reverse side of the Purchase Order, Invoice, and Packing Slip. No modifications of this Agreement shall be valid unless in writing and duly signed by a person authorized by AB. The provisions of this Agreement shall not be modified by any usage of trade, or any course of prior dealing or acquiescence in the course of performance.

16. Disputes: Disputes between AB and the Buyer shall be resolved in accordance with the laws of the State of California without resort to said state's Conflict of Law rules. Pending final resolution of a dispute, AB shall proceed diligently with the performance of an order in accordance with AB's decision. In any legal action, arbitration, or other proceeding brought to enforce or interpret the terms of this agreement, the prevailing party shall be entitled to reasonable attorneys' fees and any other costs incurred in that proceeding in addition to any other relief to which it is entitled.

Компания «Life Electronics» занимается поставками электронных компонентов импортного и отечественного производства от производителей и со складов крупных дистрибьюторов Европы, Америки и Азии.

С конца 2013 года компания активно расширяет линейку поставок компонентов по направлению коаксиальный кабель, кварцевые генераторы и конденсаторы (керамические, пленочные, электролитические), за счёт заключения дистрибьюторских договоров

Мы предлагаем:

- Конкурентоспособные цены и скидки постоянным клиентам.
- Специальные условия для постоянных клиентов.
- Подбор аналогов.
- Поставку компонентов в любых объемах, удовлетворяющих вашим потребностям.
- Приемлемые сроки поставки, возможна ускоренная поставка.
- Доставку товара в любую точку России и стран СНГ.
- Комплексную поставку.
- Работу по проектам и поставку образцов.
- Формирование склада под заказчика.
- Сертификаты соответствия на поставляемую продукцию (по желанию клиента).
- Тестирование поставляемой продукции.
- Поставку компонентов, требующих военную и космическую приемку.
- Входной контроль качества.
- Наличие сертификата ISO.

В составе нашей компании организован Конструкторский отдел, призванный помогать разработчикам, и инженерам.

Конструкторский отдел помогает осуществить:

- Регистрацию проекта у производителя компонентов.
- Техническую поддержку проекта.
- Защиту от снятия компонента с производства.
- Оценку стоимости проекта по компонентам.
- Изготовление тестовой платы монтаж и пусконаладочные работы.



Тел: +7 (812) 336 43 04 (многоканальный)

Email: org@lifeelectronics.ru

www.lifeelectronics.ru