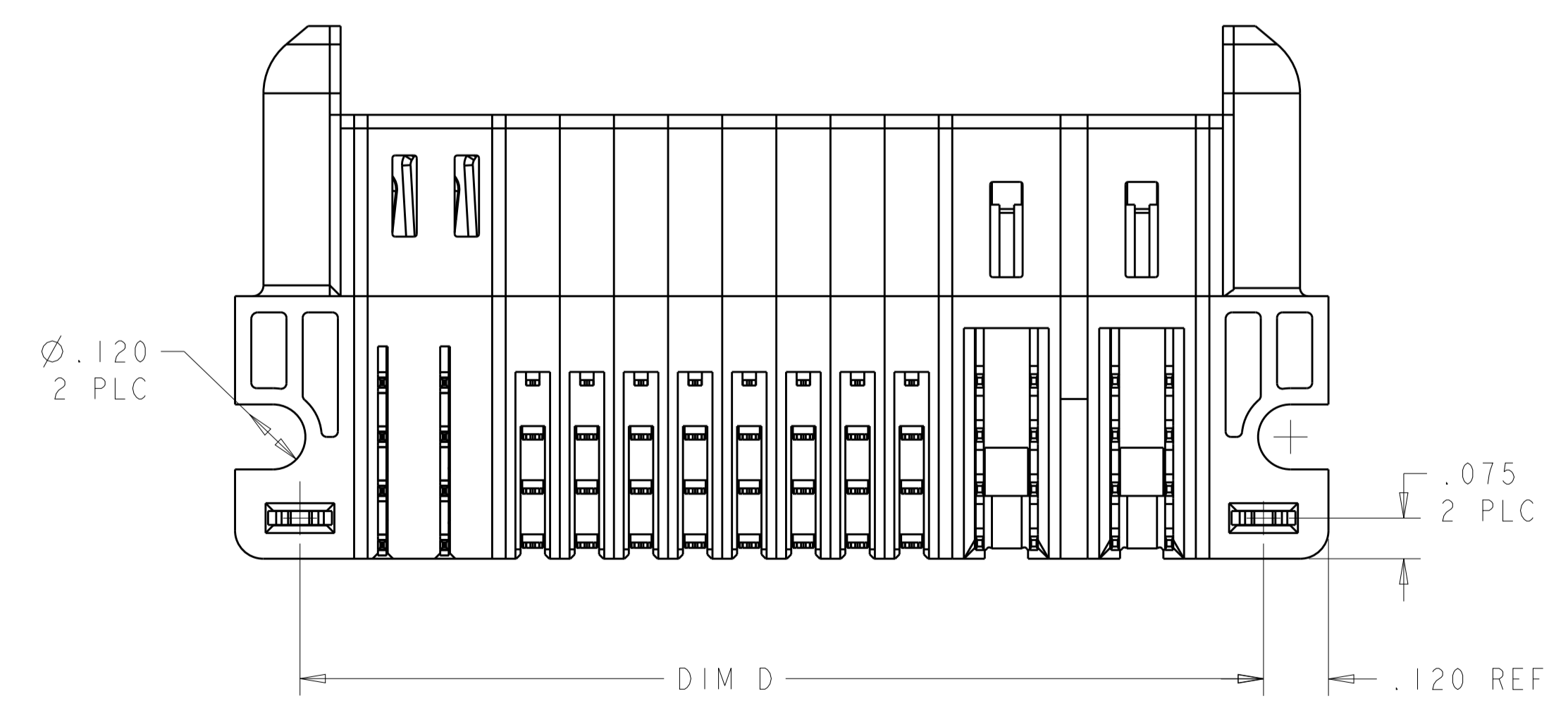
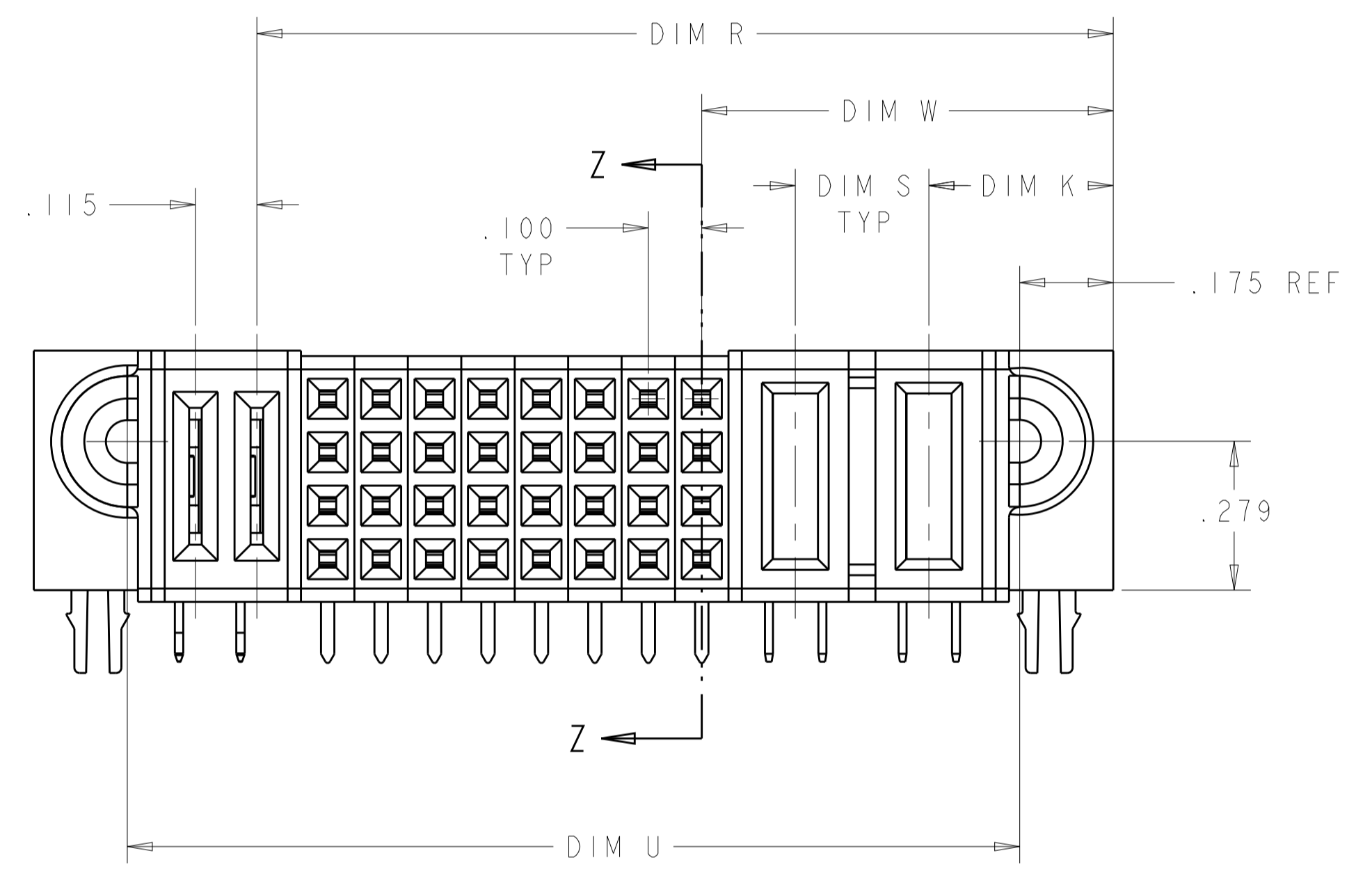
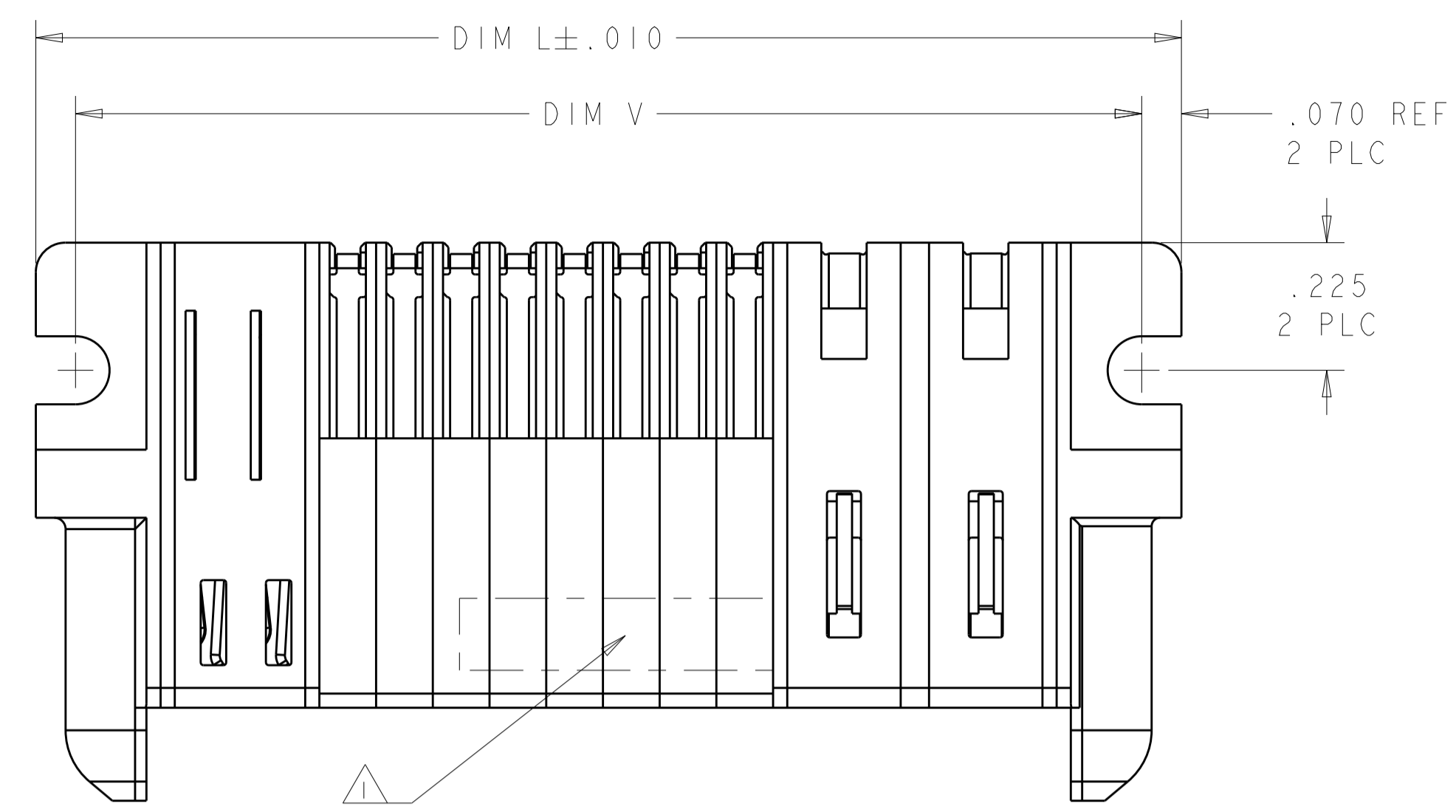
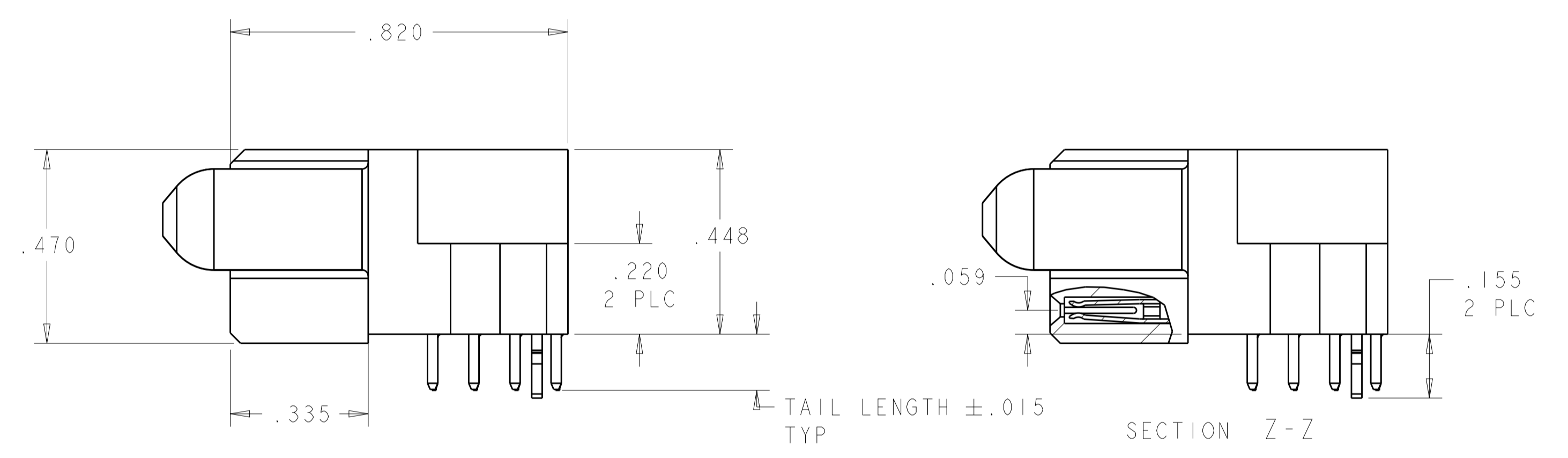


LOC		DIST		REVISIONS			
ES	00	P	LTH	DESCRIPTION	DATE	DMN	APVD
		K2		ADD NEW DASH NUMBER 3-4	12JAN2014	CZ	SZ

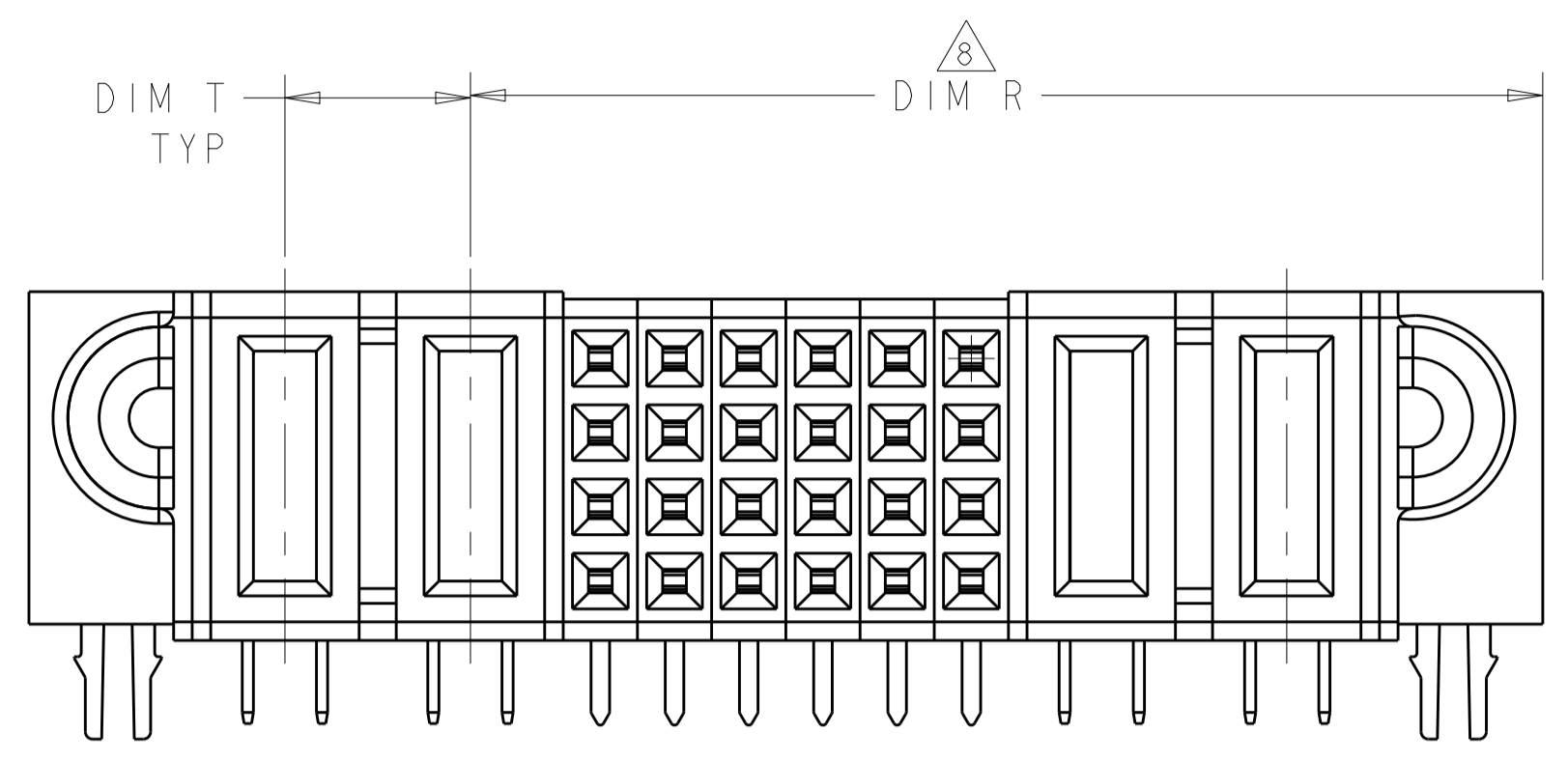


- 1 "AMP", PART NUMBER, AND DATECODE TO BE MARKED IN AREA SHOWN. PARTS UNDER 2.00 LONG MAY BE MARKED ON BOTH SIDES.
- 2 MATERIAL: HOUSING - GLASS FILLED HIGH TEMP THERMO PLASTIC, BLACK, UL94 V-0
 SIGNAL CONTACT - COPPER ALLOY
 POWER CONTACT - HIGH CONDUCTIVITY COPPER ALLOY
- 3 PLATING : NOBLE METAL PLATING AT CONTACT FUNCTIONAL AREA OF POWER CONTACT AND SIGNAL CONTACT
- 4 MECHANICAL CONNECTOR KEEP OUT ZONE.
- 5 DATUM AND BASIC DIMENSIONS ESTABLISHED BY CUSTOMER.
- 6 PCB - HOLE DIAMETERS ARE FINISHED HOLE SIZE.
- 7 PCB - .0453±.0010 DRILLED HOLES PLATED WITH .0003 MIN Sn OVER .001 TO .003 Cu PLATING TO ACHIEVE A .040 DIA HOLE.
- 8 FOR P/S/P CONFIGURATION, THE DIMENSION PLEASE SEE SHEET 2
- 9 VARIABLE DIMENSION PLEASE SEE TABLE OR PART VIEW
- 10 FOR LP/S/P CONFIGURATION, THE DIMENSION PLEASE SEE SHEET 2

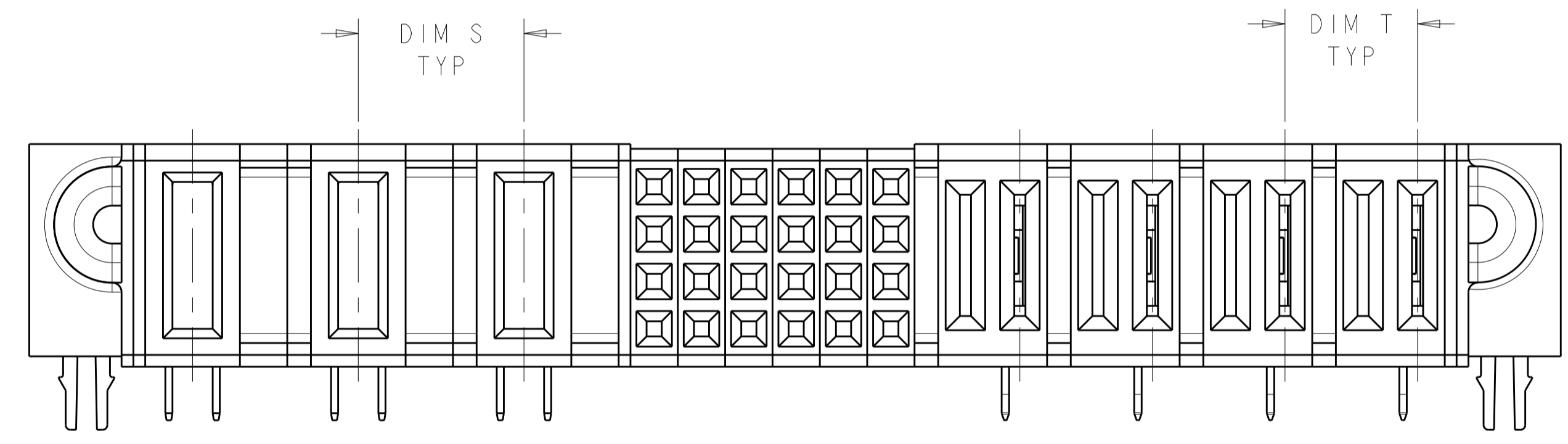


THIS DRAWING IS A CONTROLLED DOCUMENT.		DMN C. ZHOU CHK S. ZHAO APVD S. ZHAO	11OCT2007 11OCT2007	TE Connectivity RIGHT ANGLE RECEPTACLE SHORT END MODULE MUTLI-BEAM XLE
DIMENSIONS: INCHES	TOLERANCES UNLESS OTHERWISE SPECIFIED:	PRODUCT SPEC 108-2292	APPLICATION SPEC 114-13251	
0 PLC ±. 1 PLC ±.1 2 PLC ±.01 3 PLC ±.005 4 PLC ±.0020 ANGLES ±.7°	FINISH 2 3	NAME CUSTOMER DRAWING	SIZE A1	CAGE CODE 100779
MATERIAL		WEIGHT	SCALE 4:1	SHEET 1 OF 20

LOC		DIST		REVISIONS			
ES	00	P.	LTN	DESCRIPTION	DATE	DMN	APVD
		-		SEE SHEET 1			



FOR PART NUMBER 6450870-2,6450870-3,6450870-4,6450870-5,THE OTHER DIMENSION REFER TO TABLE OF SHEET 1.



FOR LP/S/P CONFIGUTION (2-6450870-1),THE OTHER DIMENSION REFER TO TABLE OF SHEET 1.

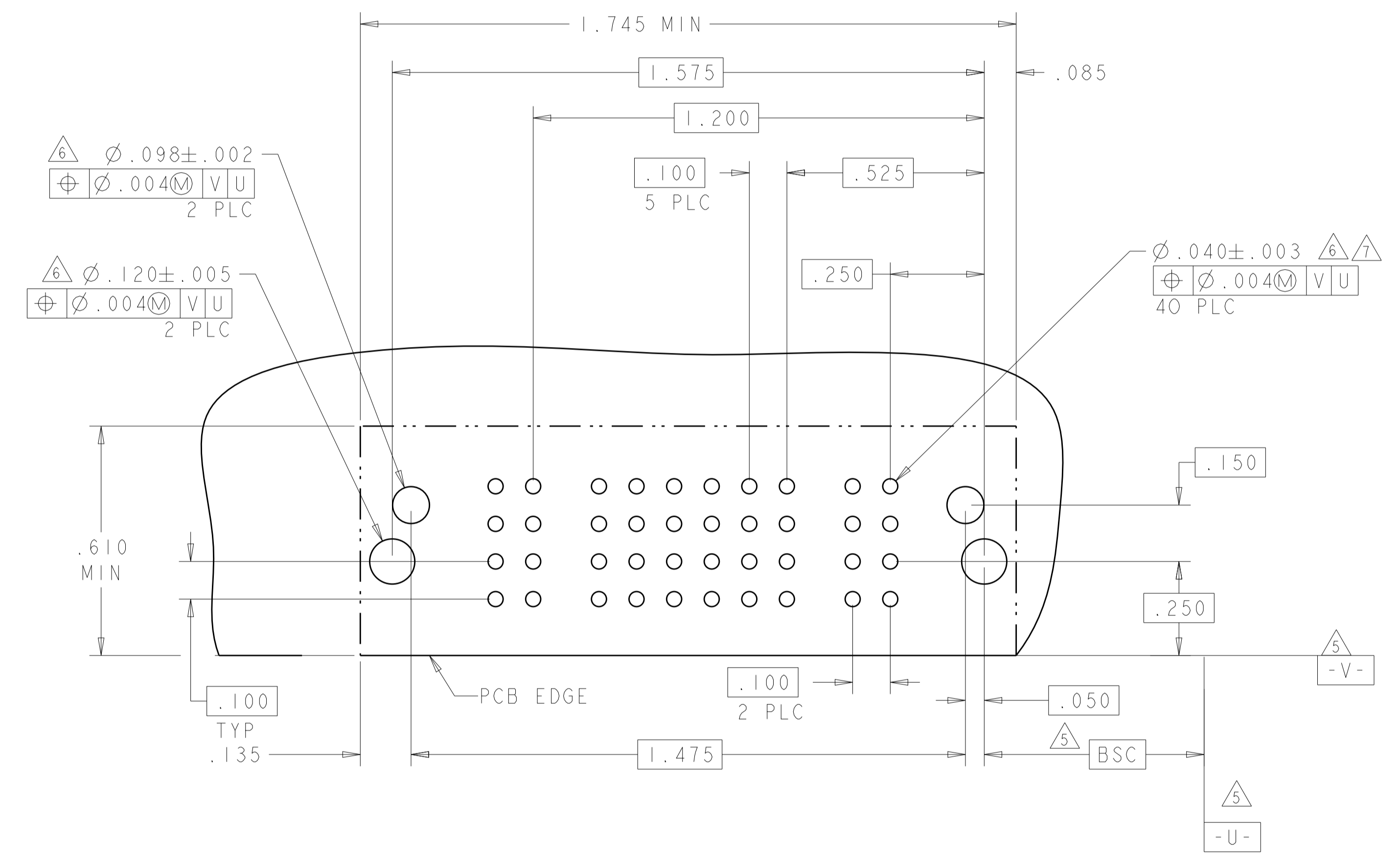
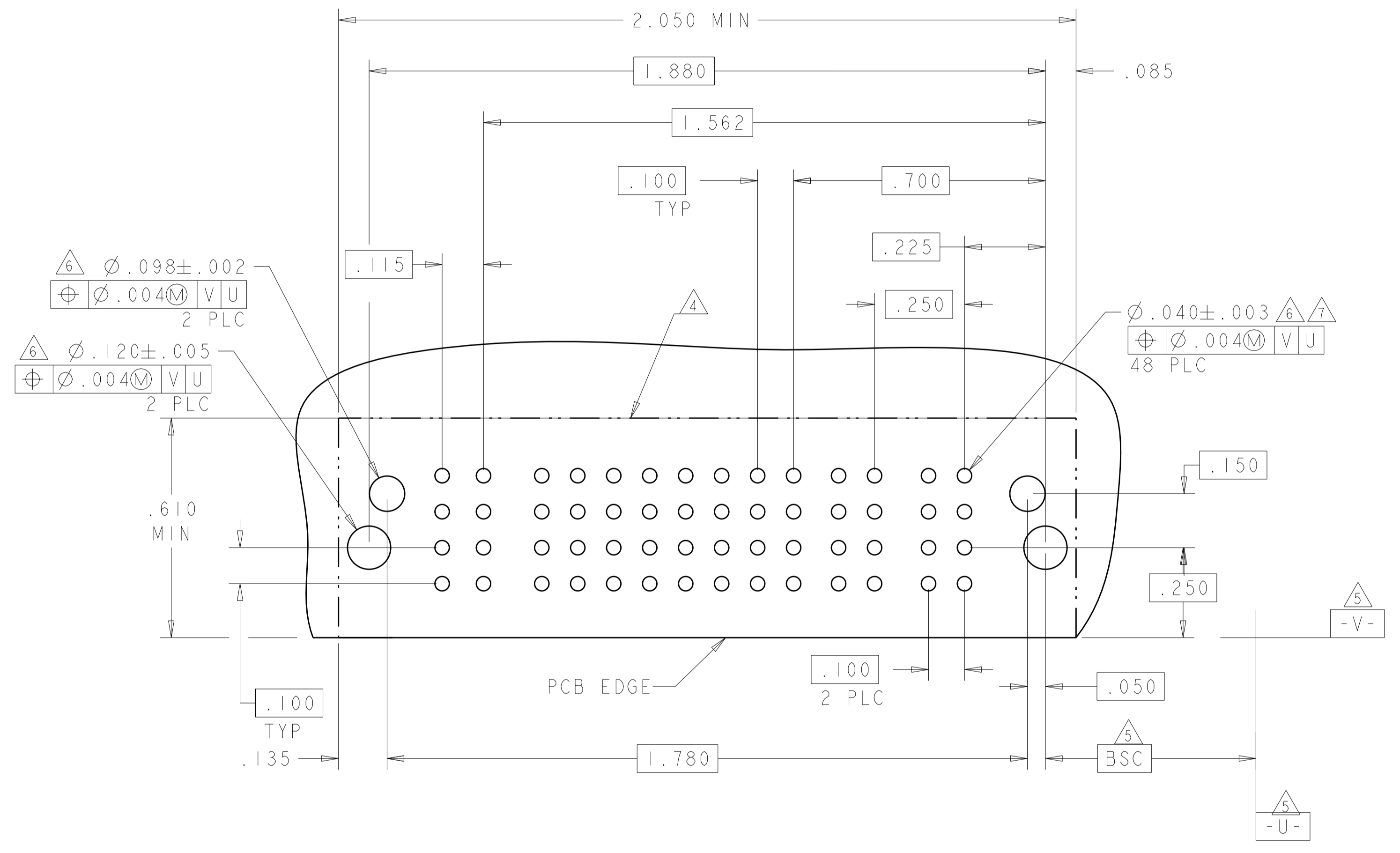
DIM V	DIM U	DIM T	DIM S	DIM R	DIM W	DIM D	DIM L	DIM K	DESCRIPTION	PART NUMBER
1.380	1.170	-	-	1.2425	.435	-	1.520	.2775	1LP + 32S + 1LP	3-6450870-4
2.650	2.440	.250	.250	1.920	1.045	2.550	2.790	.370	3P + 32S + 3P	3-6450870-3
2.650	2.540	-	.250	2.545	1.270	2.750	2.890	.345	4P + 48S + 1P	3-6450870-2
1.850	1.640	.230	.230	1.3675	1.060	1.750	1.990	.2775	3LP + 12S + 4LP	3-6450870-1
2.200	1.990	0.250	0.250	1.495	1.020	2.100	2.340	.345	3P + 16S + 3P	3-6450870-0
1.100	.890	-	-	.895	.570	1.000	1.240	.345	1P + 8S + 1P	2-6450870-9
3.300	3.090	-	.300	3.120	2.370	3.200	3.440	.320	7ACP + 24S + 1P	2-6450870-8
2.550	2.340	.250	.300	1.595	1.120	2.450	2.690	.345	3ACP + 16S + 4P	2-6450870-6
4.000	3.790	.250	.250	2.770	1.520	3.900	4.140	.320	5P + 48S + 5P	2-6450870-5
1.975	1.765	.250	.300	1.520	1.195	1.875	2.115	.345	3ACP + 8S + 2P	2-6450870-4
1.380	1.170	-	-	1.2425	.435	-	1.520	.2775	1LP + 32S + 1LP	2-6450870-3
1.700	1.490	.250	.250	1.245	.770	1.600	1.840	.345	2P + 16S + 2P	2-6450870-2
3.095	2.885	.280	.350	2.190	1.415	2.995	3.235	.3025	8LP + 24S + 3P	2-6450870-1
2.400	2.190	.250	.250	1.695 \triangle	1.020	2.300	2.540	.345	3P + 24S + 3P	2-6450870-0
2.400	2.190	.250	.250	1.695 \triangle	1.020	2.300	2.540	.345	3P + 24S + 3P	1-6450870-9
6.200	5.990	.250	.375	2.195 \triangle	1.845	6.100	6.340	.395	4P + 12S + 16P	1-6450870-8
3.775	3.565	.375	.375	2.445	2.045	3.675	3.915	.345	5ACP + 12S + 4ACP	1-6450870-6
2.020	1.810	-	.300	1.0775	.870	1.920	2.160	.320	2ACP + 8S + 4LP	1-6450870-5
2.295	2.085	\triangle	.215	1.465	.865	2.195	2.435	.2775	3LP + 20S + 4HDP	1-6450870-4
4.500	4.290	\triangle	.300	3.220 \triangle	2.695	4.400	4.640	.370	8ACP + 16S + 4ACP	1-6450870-3
2.260	2.050	-	.300	1.7775	1.145	2.160	2.400	.345	3ACP + 24S + 4LP	1-6450870-2
1.700	1.490	.200	.200	1.295 \triangle	.720	1.600	1.840	.345	2P + 20S + 2P	1-6450870-1
1.600	1.390	.200	.200	1.195 \triangle	.720	1.500	1.740	.345	2P + 16S + 2P	1-6450870-0
2.200	1.990	.200	.200	1.795 \triangle	.720	2.100	2.340	.345	2P + 40S + 2P	6450870-9
2.650	2.440	.250	.250	1.920	1.045	2.550	2.790	.370	3P + 32S + 3P	6450870-8
3.100	2.890	.230	\triangle	2.5025	1.945	3.000	3.240	.320	8HDP + 20S + 5LP	6450870-7
1.400	1.190	-	-	1.195 \triangle	.520	1.300	1.540	.345	1P + 24S + 1P	6450870-5
2.400	2.190	.250	.250	1.695 \triangle	1.020	2.300	2.540	.345	3P + 24S + 3P	6450870-4
1.900	1.690	.250	.250	1.445 \triangle	.770	1.800	2.040	.345	2P + 24S + 2P	6450870-3
1.575	1.365	-	-	1.320 \triangle	.595	1.475	1.715	.370	1P + 24S + 1P	6450870-2
1.880	1.670	-	.250	1.6025	.770	1.780	2.020	.345	2P + 32S + 2LP	6450870-1

THIS DRAWING IS A CONTROLLED DOCUMENT. DWN: C. ZHOU 11OCT2007
 CHK: S. ZHAO 11OCT2007
 DIMENSIONS: INCHES. TOLERANCES UNLESS OTHERWISE SPECIFIED:
 0 PLC ±.1
 1 PLC ±.01
 2 PLC ±.01
 3 PLC ±.005
 4 PLC ±.0020
 ANGLES ±.0020
 MATERIAL: FINISH:
 THIS DRAWING IS A CONTROLLED DOCUMENT. DWN: C. ZHOU 11OCT2007
 CHK: S. ZHAO 11OCT2007
 NAME: S. ZHAO
 PRODUCT SPEC: 108-2292
 APPLICATION SPEC: 114-13251
 WEIGHT: Customer Drawing
STE TE Connectivity
 RIGHT ANGLE RECEPTACLE SHORT END MODULE MULTI-BEAM XLE
 SIZE: A1 00779 C=6450870
 SCALE: 4:1 SHEET 2 OF 20 REV: K2

LOC	DIST	REV	DATE	BY	APPV
ES	00				

PART NUMBER	ROWS	POWER		SIGNAL								POWER	
		LP2	LPI	8	7	6	5	4	3	2	1	P2	PI
6450870-1	D	LM	LM	H	H	H	H	H	H	H	H	RM	RM
	C			G	G	G	G	G	G	G			
	B			F	F	F	F	F	F	F			
	A			E	E	E	E	E	E	E			
2P + 32S + 2LP													

PART NUMBER	ROWS	POWER		SIGNAL						POWER	
		P2	PI	6	5	4	3	2	1	P2	PI
6450870-2	D	RM	RM	H	H	H	H	H	H	RM	RM
	C			G	G	G	G	G	G		
	B			F	F	F	F	F	F		
	A			E	E	E	E	E	E		
IP + 24S + IP											



DESCRIPTION	IDENTIFIER
STANDARD SIGNAL CONTACT, .135 TAIL LENGTH, ROW D	H
STANDARD SIGNAL CONTACT, .135 TAIL LENGTH, ROW C	G
STANDARD SIGNAL CONTACT, .135 TAIL LENGTH, ROW B	F
STANDARD SIGNAL CONTACT, .135 TAIL LENGTH, ROW A	E
MFBL POWER CONTACT, .135 TAIL LENGTH	RA
STD POWER CONTACT, .135 TAIL LENGTH	RM
LOWER POWER CONTACT, .135 TAIL LENGTH	LM

THIS DRAWING IS A CONTROLLED DOCUMENT. DWG: C.ZHOU 11OCT2007, CHK: S.ZHAO 11OCT2007, APVD: S.ZHAO

STE TE Connectivity

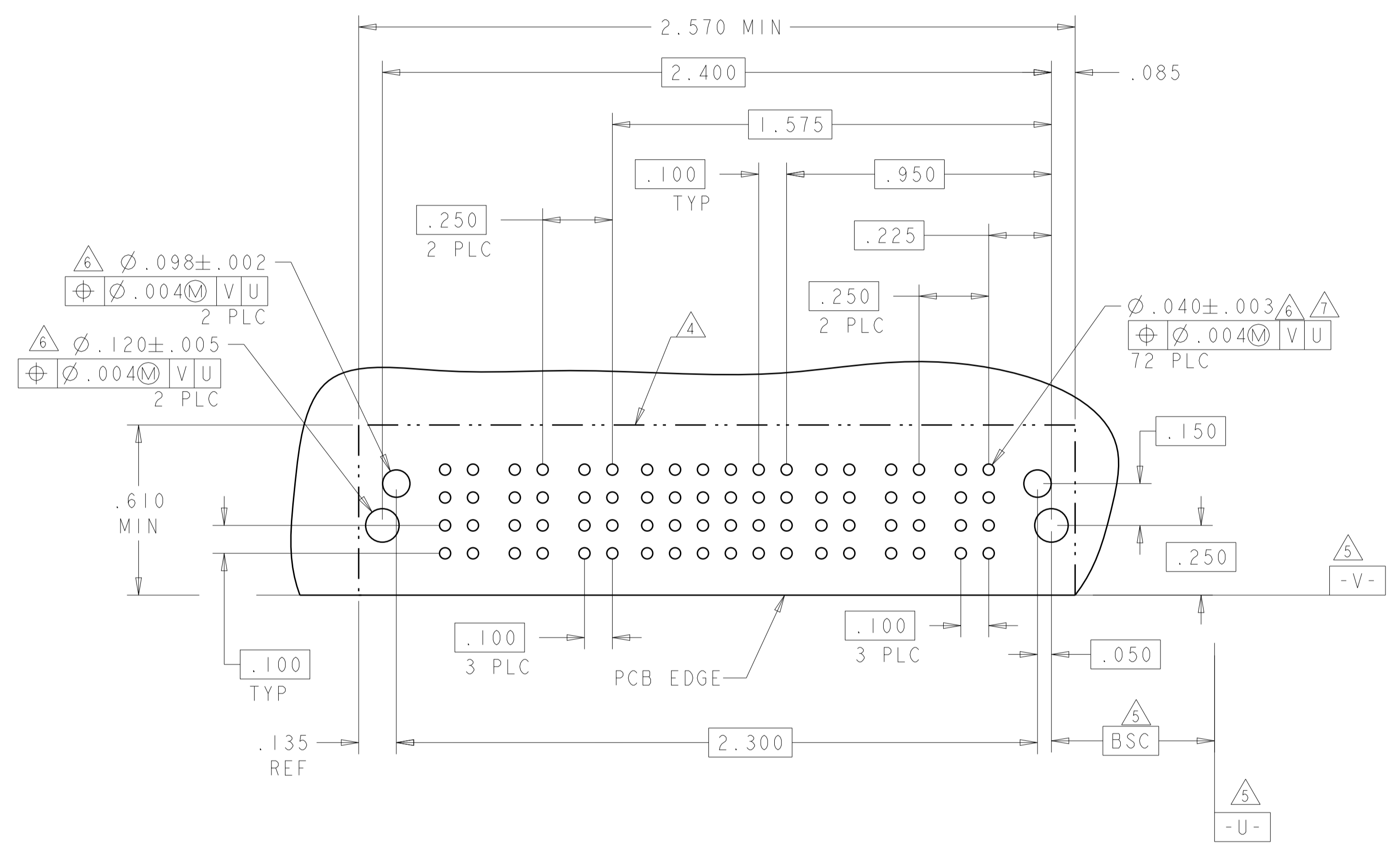
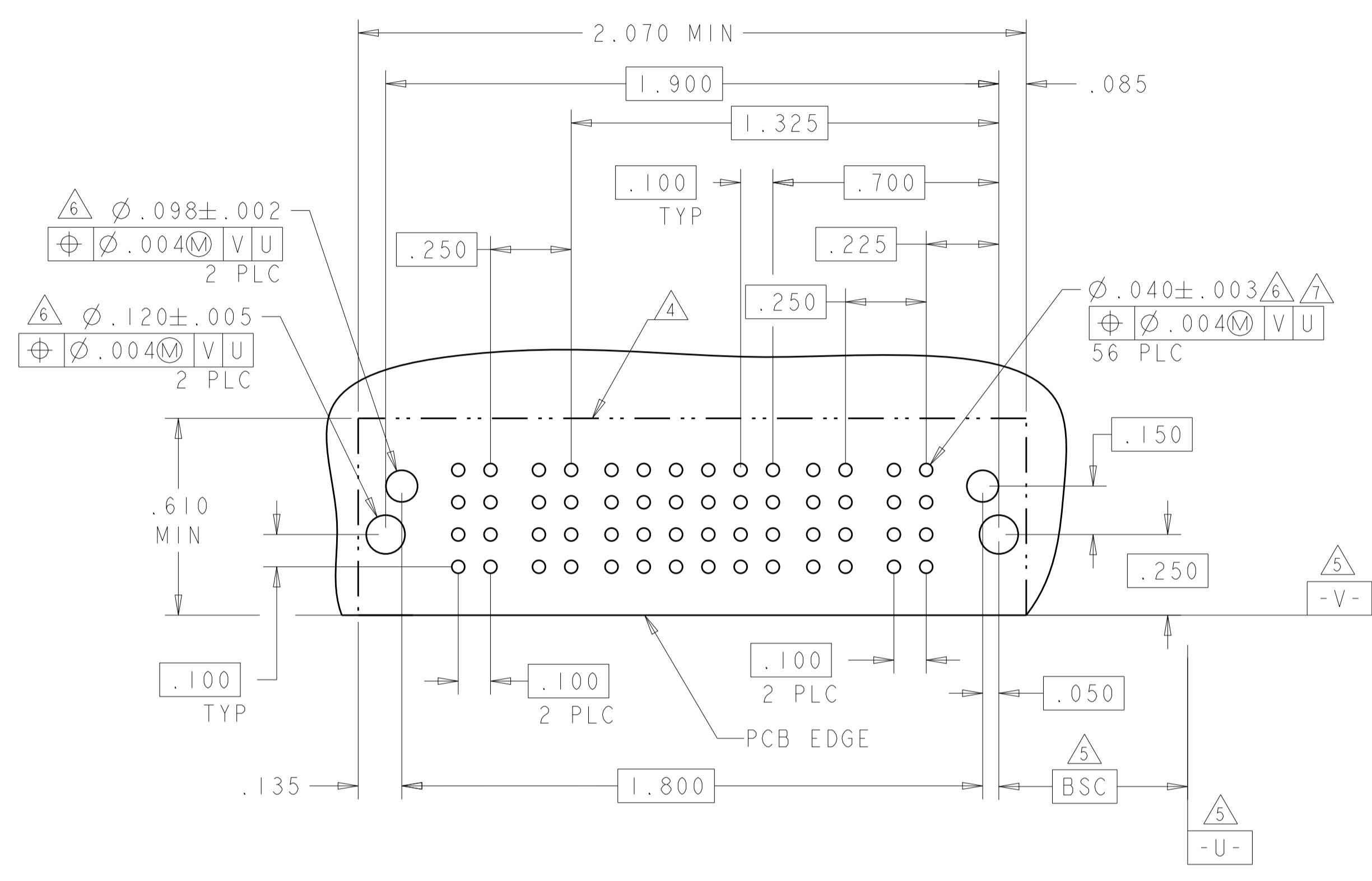
RIGHT ANGLE RECEPTACLE SHORT END MODULE MULTI-BEAM XLE

SIZE: 114-13251, WEIGHT: -, SCALE: 4:1, SHEET 3 OF 20, REV: K2

LOC	DIST	REV	DATE	APPV
ES	00			
P LTH		REVISIONS		
-		DESCRIPTION	DATE	OWN
-		SEE SHEET 1	-	-

PART NUMBER	ROWS	POWER		SIGNAL						POWER	
		P4	P3	6	5	4	3	2	1	P2	P1
6450870-3	D C B A	RM	RM	H	H	H	H	H	H	RM	RM
				G	G	G	G	G	G		
				F	F	F	F	F	F		
2P + 24S + 2P				E	E	E	E	E	E		

PART NUMBER	ROWS	POWER			SIGNAL						POWER		
		P6	P5	P4	6	5	4	3	2	1	P3	P2	P1
6450870-4	D C B A	RM	RM	RM	H	H	H	H	H	H	RM	RM	RM
					G	G	G	G	G	G			
					F	F	F	F	F	F			
3P + 24S + 3P					E	E	E	E	E	E			



THIS DRAWING IS A CONTROLLED DOCUMENT.

DIMENSIONS: INCHES	TOLERANCES UNLESS OTHERWISE SPECIFIED: 0 PLC ±.1 1 PLC ±.01 2 PLC ±.005 3 PLC ±.002 4 PLC ±.002 ANGLES ±.2°	FINISH	APV: S. ZHAO	DATE: 11OCT2007	CHK: S. ZHAO	DATE: 11OCT2007	NAME: S. ZHAO	PRODUCT SPEC: 108-2292	APPLICATION SPEC: 114-13251	WEIGHT: -	Customer Drawing	SCALE: 4:1	SHEET: 4	OF: 20	REV: K2
-----------------------	---	--------	--------------	-----------------	--------------	-----------------	---------------	------------------------	-----------------------------	-----------	------------------	------------	----------	--------	---------

STE TE Connectivity

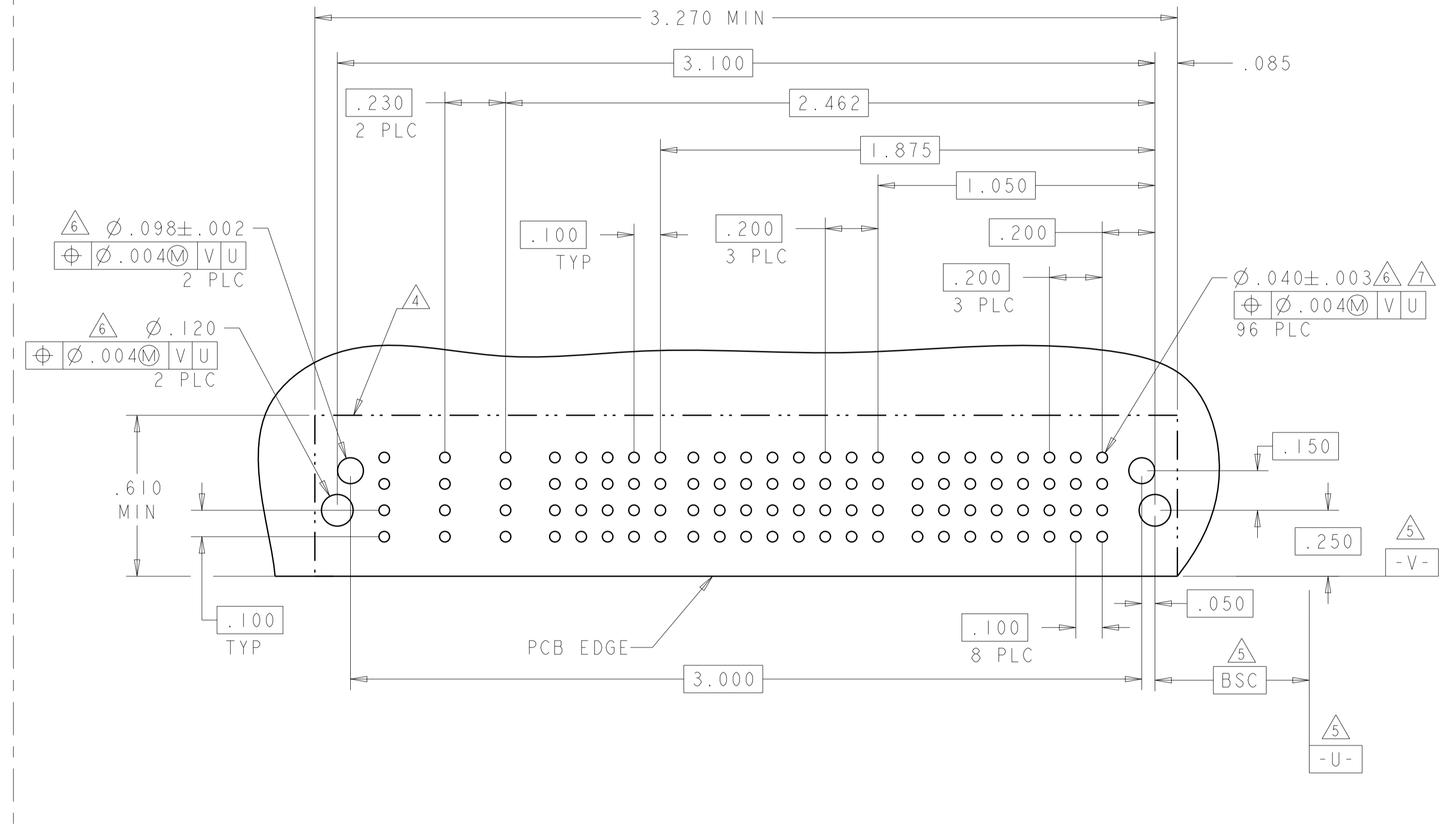
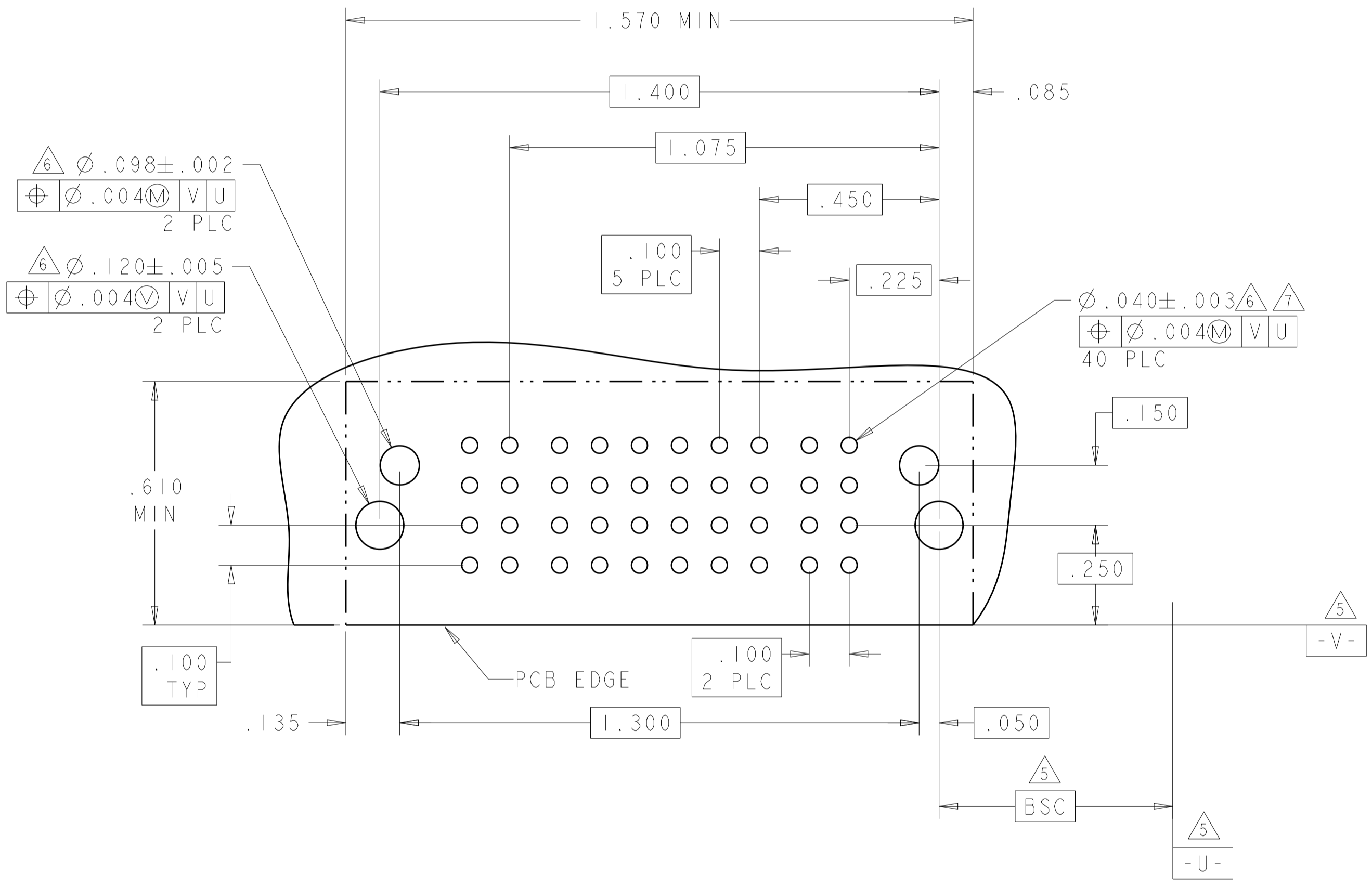
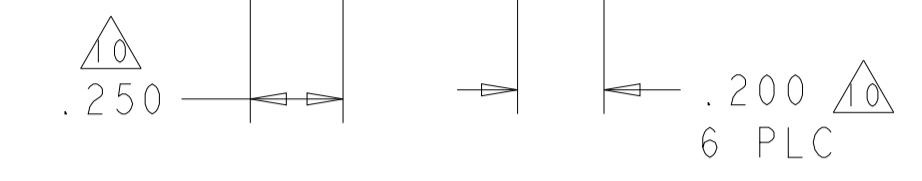
RIGHT ANGLE RECEPTACLE
SHORT END MODULE
MULTI-BEAM XLE

SIZE: A100779 C=6450870

LOC	DIST	REV	DATE	APPV
ES	00			

PART NUMBER	ROWS	POWER		SIGNAL					POWER		
		P2		6	5	4	3	2	1	PI	
6450870-5	D C B A	RM	H	H	H	H	H	H	H	RM	
			G	G	G	G	G	G	G	RM	
			F	F	F	F	F	F	F	RM	
IP + 24S + IP			E	E	E	E	E	E			

PART NUMBER	ROWS	POWER					SIGNAL					POWER								
		LP5	LP4	LP3	LP2	LPI	5	4	3	2	1	P8	P7	P6	P5	P4	P3	P2	PI	
6450870-7	D C B A	LM	LM	LM	LM	H	H	H	H	H	H	RM	RM	RM	RM	RM	RM	RM	RM	RM
						G	G	G	G	G	G	RM	RM	RM	RM	RM	RM	RM	RM	RM
						E	E	E	E	E	E	RM	RM	RM	RM	RM	RM	RM	RM	RM
8HDP + 20S + 5LP							E	E	E	E										



THIS DRAWING IS A CONTROLLED DOCUMENT.		OWN C. ZHOU 11OCT2007	STE TE Connectivity
DIMENSIONS: INCHES		CHK S. ZHAO 11OCT2007	
TOLERANCES UNLESS OTHERWISE SPECIFIED:		APVD S. ZHAO	RIGHT ANGLE RECEPTACLE SHORT END MODULE MULTIBEAM XLE
0 PLC ±.1		PRODUCT SPEC	
1 PLC ±.01		108-2292	
2 PLC ±.005		APPLICATION SPEC	
3 PLC ±.0020		114-13251	
MATERIAL	FINISH	WEIGHT	RESTRICTED TO
		Customer Drawing	A100779 C=6450870
Customer Drawing		SCALE 4:1	SHEET 5 OF 20 REV K2

LOC	DIST	REV	DATE	BY	APPV
ES	00				

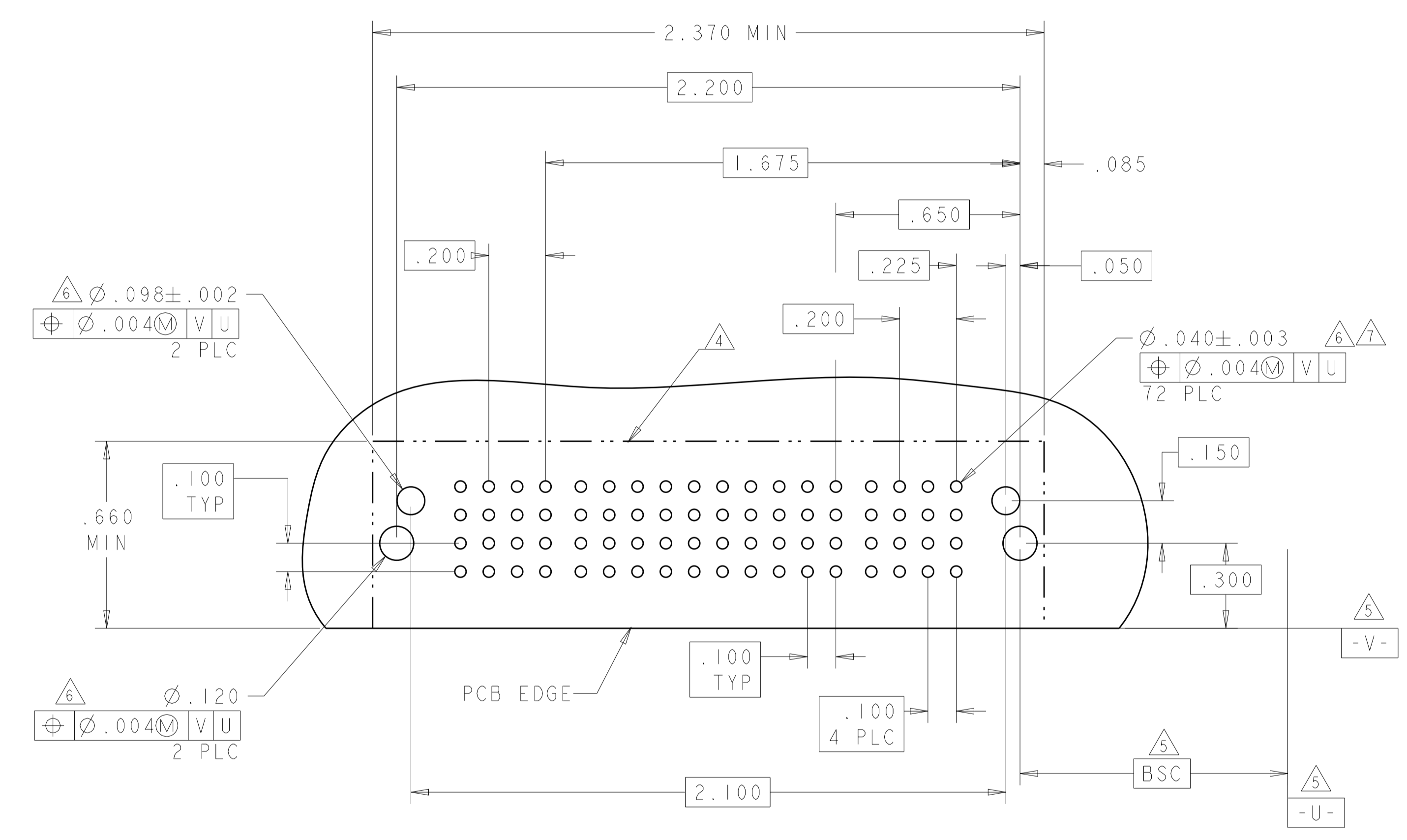
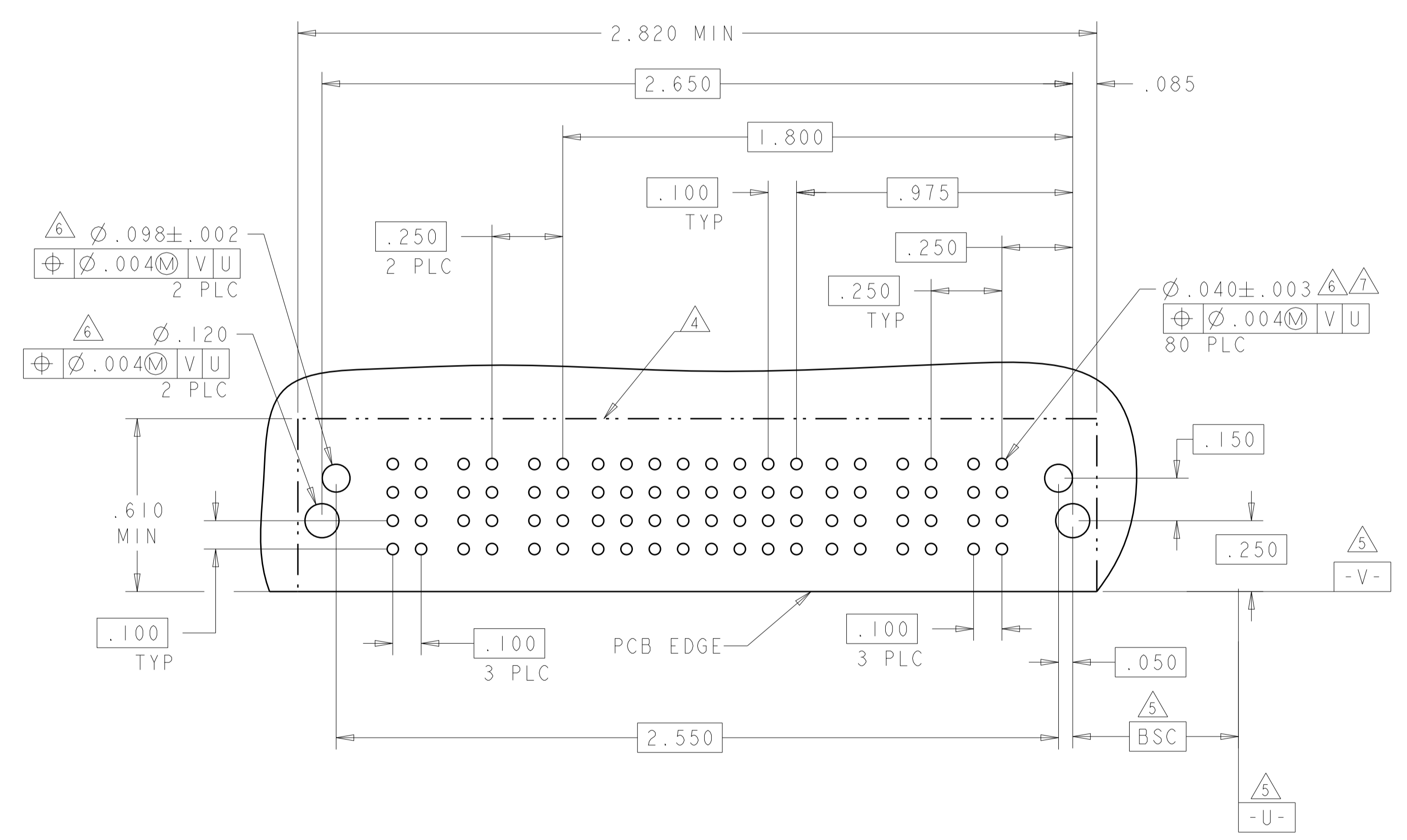
REVISIONS		DATE	BY	APPV
1	SEE SHEET 1			

PART NUMBER	ROWS	POWER			SIGNAL								POWER				
		P6	P5	P4	8	7	6	5	4	3	2	1	P3	P2	P1		
6450870-8	D	RM	RM	RM	H	H	H	H	H	H	H	H	H	H	RM	RM	RM
	C				G	G	G	G	G	G	G	G	G				
	B				F	F	F	F	F	F	F	F	F				
	A				E	E	E	E	E	E	E	E	E				
3P + 32S + 3P																	

PART NUMBER	ROWS	POWER		SIGNAL										POWER		
		P4	P3	10	9	8	7	6	5	4	3	2	1	P2	P1	
6450870-9	D	RM	RM	H	H	H	H	H	H	H	H	H	H	H	RM	RM
	C			G	G	G	G	G	G	G	G	G	G			
	B			F	F	F	F	F	F	F	F	F	F	F		
	A			E	E	E	E	E	E	E	E	E	E	E		
2P + 40S + 2P																

J8

PART NUMBER	ROWS	POWER			SIGNAL								POWER				
		P6	P5	P4	8	7	6	5	4	3	2	1	P3	P2	P1		
3-6450870-3	D	RN	RN	RN	L	L	L	L	L	L	L	L	L	L	RN	RN	RN
	C				K	K	K	K	K	K	K	K	K				
	B				J	J	J	J	J	J	J	J	J	J			
	A				I	I	I	I	I	I	I	I	I	I			
3P + 32S + 3P																	



DESCRIPTION	IDENTIFIER
STANDARD SIGNAL CONTACT, .090 TAIL LENGTH, ROW D	L
STANDARD SIGNAL CONTACT, .090 TAIL LENGTH, ROW C	K
STANDARD SIGNAL CONTACT, .090 TAIL LENGTH, ROW B	J
STANDARD SIGNAL CONTACT, .090 TAIL LENGTH, ROW A	I
STD POWER CONTACT, .090 TAIL LENGTH	RN

THIS DRAWING IS A CONTROLLED DOCUMENT.

DIMENSIONS: INCHES	TOLERANCES UNLESS OTHERWISE SPECIFIED:	0 PLC ±.1	1 PLC ±.01	2 PLC ±.01	3 PLC ±.005	4 PLC ±.002	ANGLES ±.2°
--------------------	--	-----------	------------	------------	-------------	-------------	-------------

DWN: C. ZHOU	11OCT2007	CHK: S. ZHAO	11OCT2007
APVD: S. ZHAO			
PRODUCT SPEC	108-2292	APPLICATION SPEC	114-13251
WEIGHT			

STE TE Connectivity

RIGHT ANGLE RECEPTACLE
SHORT END MODULE
MULTI-BEAM XLE

SIZE: A100779 C=6450870
SCALE: 4:1 SHEET: 6 OF 20 REV: K2

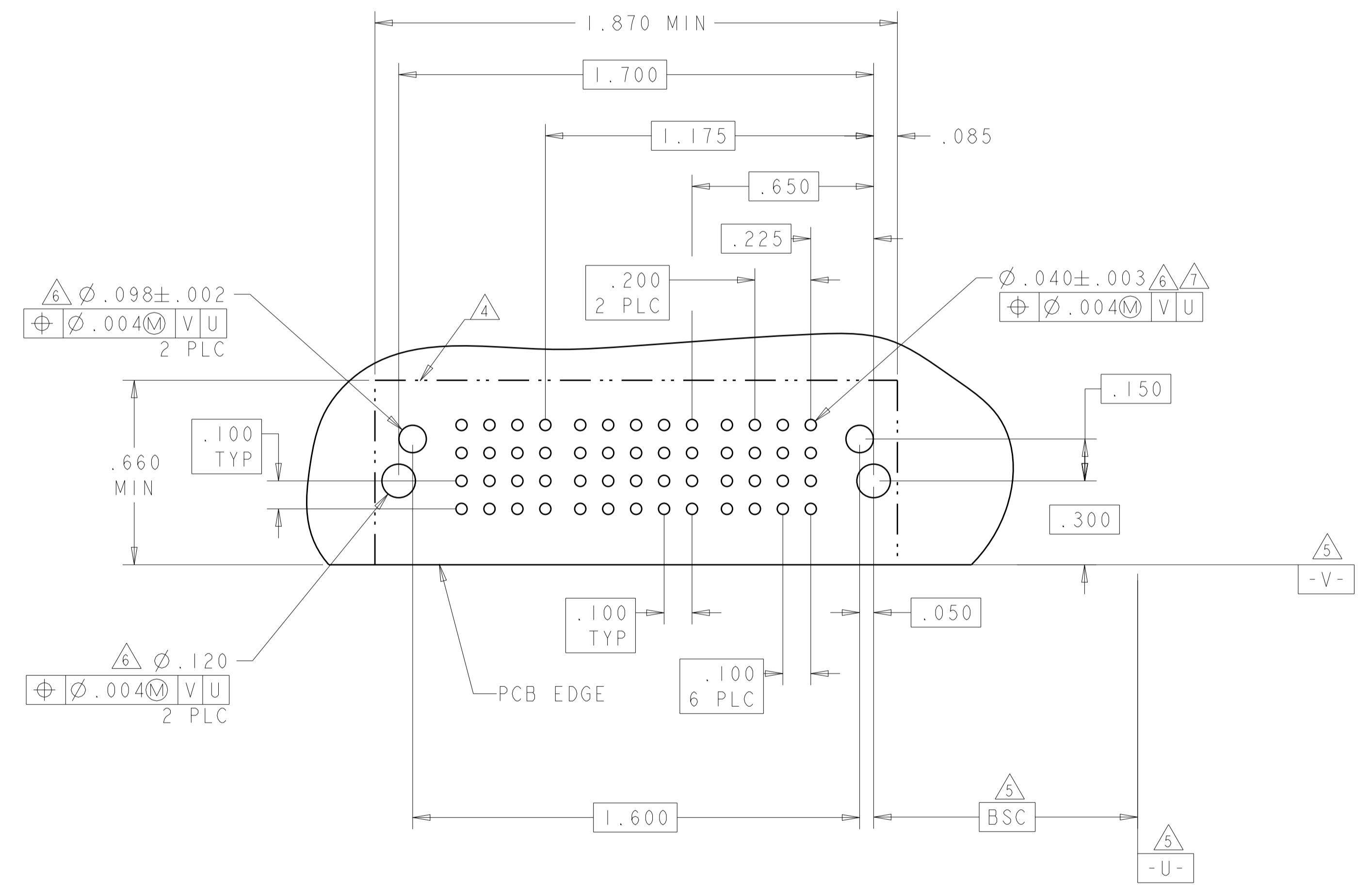
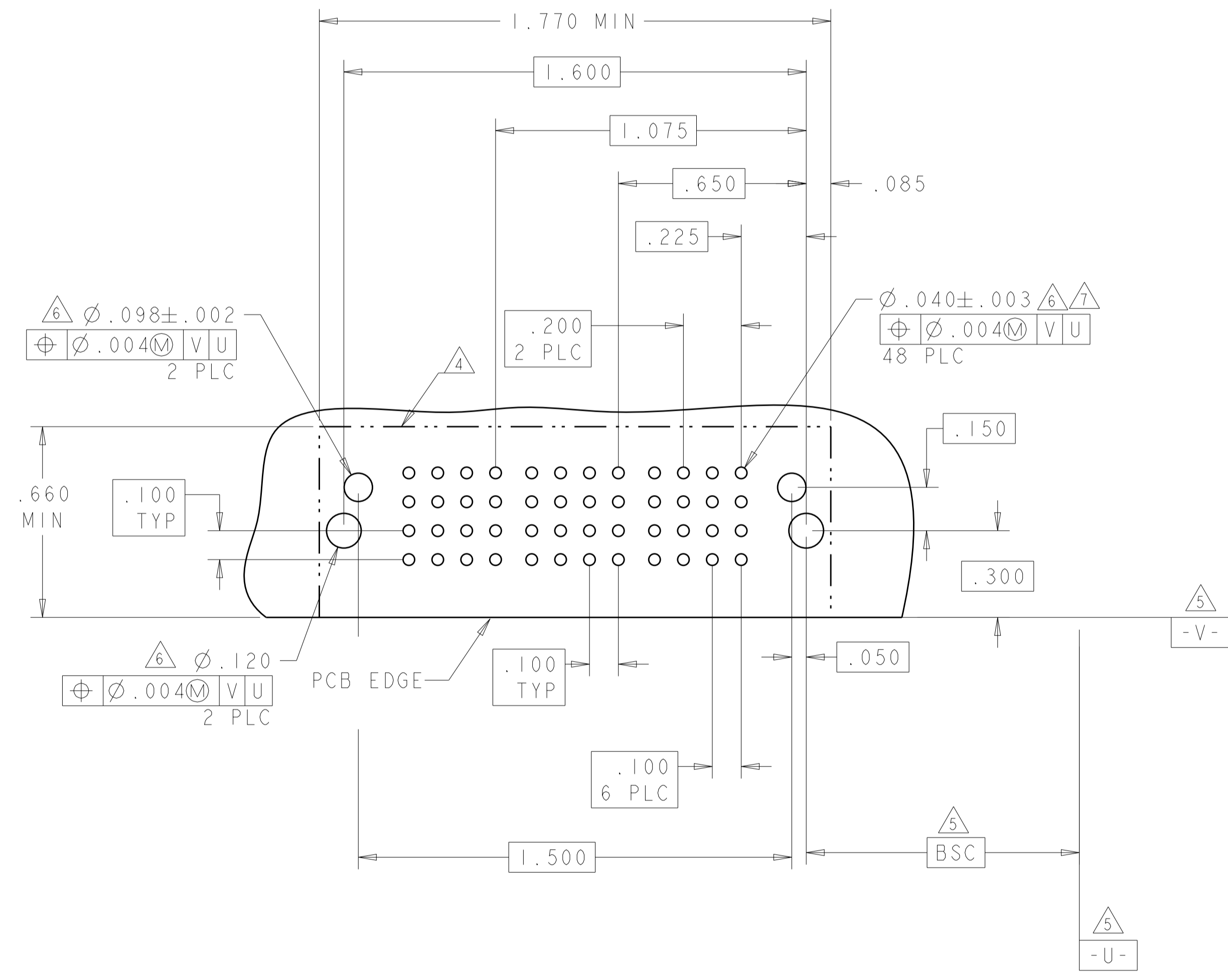
LOC	DIST	REVISIONS			
P	LTN	DESCRIPTION	DATE	DMN	APVD
ES	00	SEE SHEET 1	-	-	-

PART NUMBER	ROWS	POWER		SIGNAL				POWER	
		P4	P3	4	3	2	1	P2	P1
1-6450870-0	D	RM	RM	H	H	H	H	RM	RM
	C			G	G	G	G		
	B			F	F	F	F		
	A			E	E	E	E		

2P + 16S + 2P

PART NUMBER	ROWS	POWER		SIGNAL				POWER	
		P4	P3	5	4	3	2	1	P2
1-6450870-1	D	RM	RM	H	H	H	H	RM	RM
	C			G	G	G	G		
	B			F	F	F	F		
	A			E	E	E	E		

2P + 20S + 2P

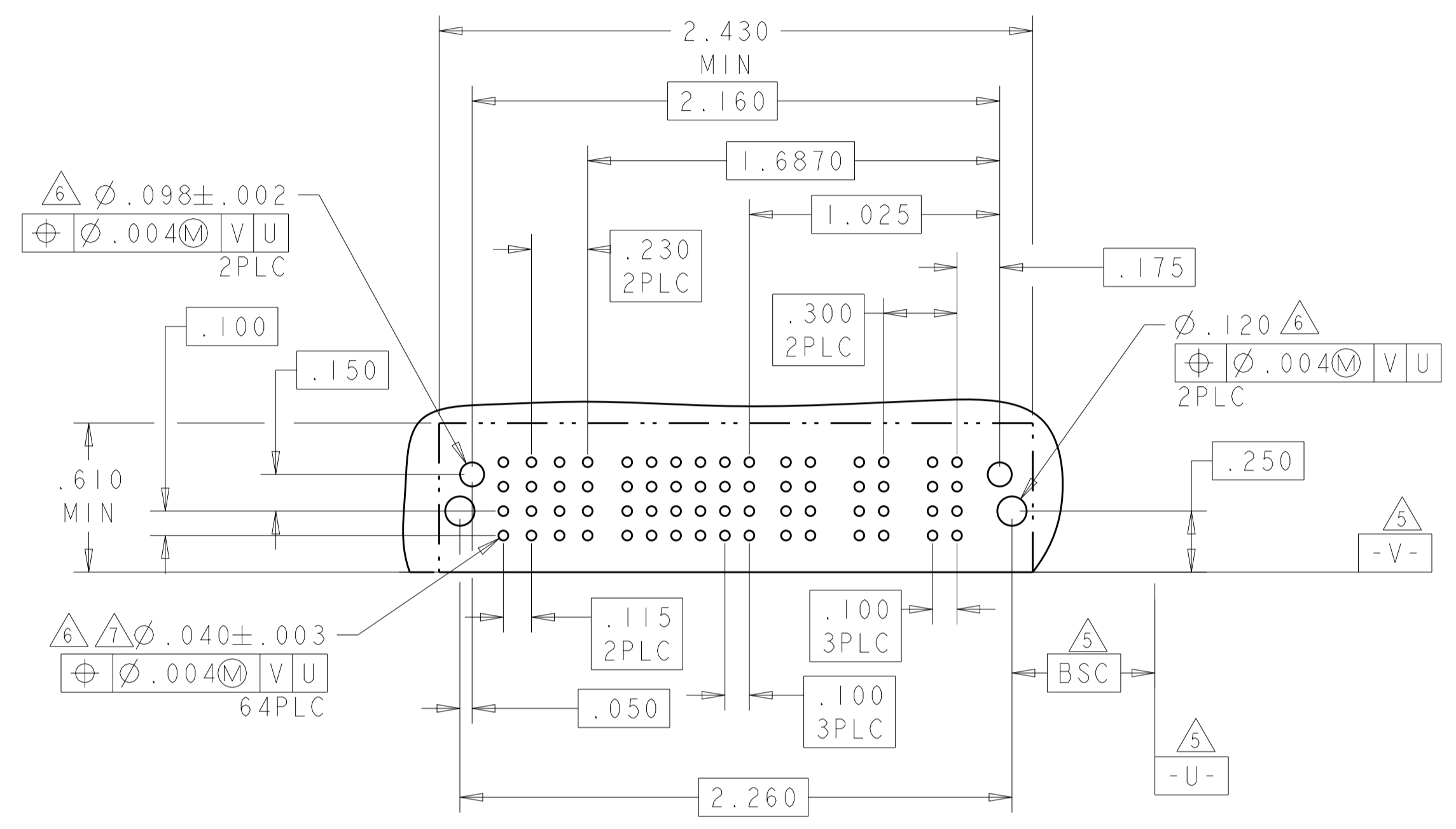


THIS DRAWING IS A CONTROLLED DOCUMENT.

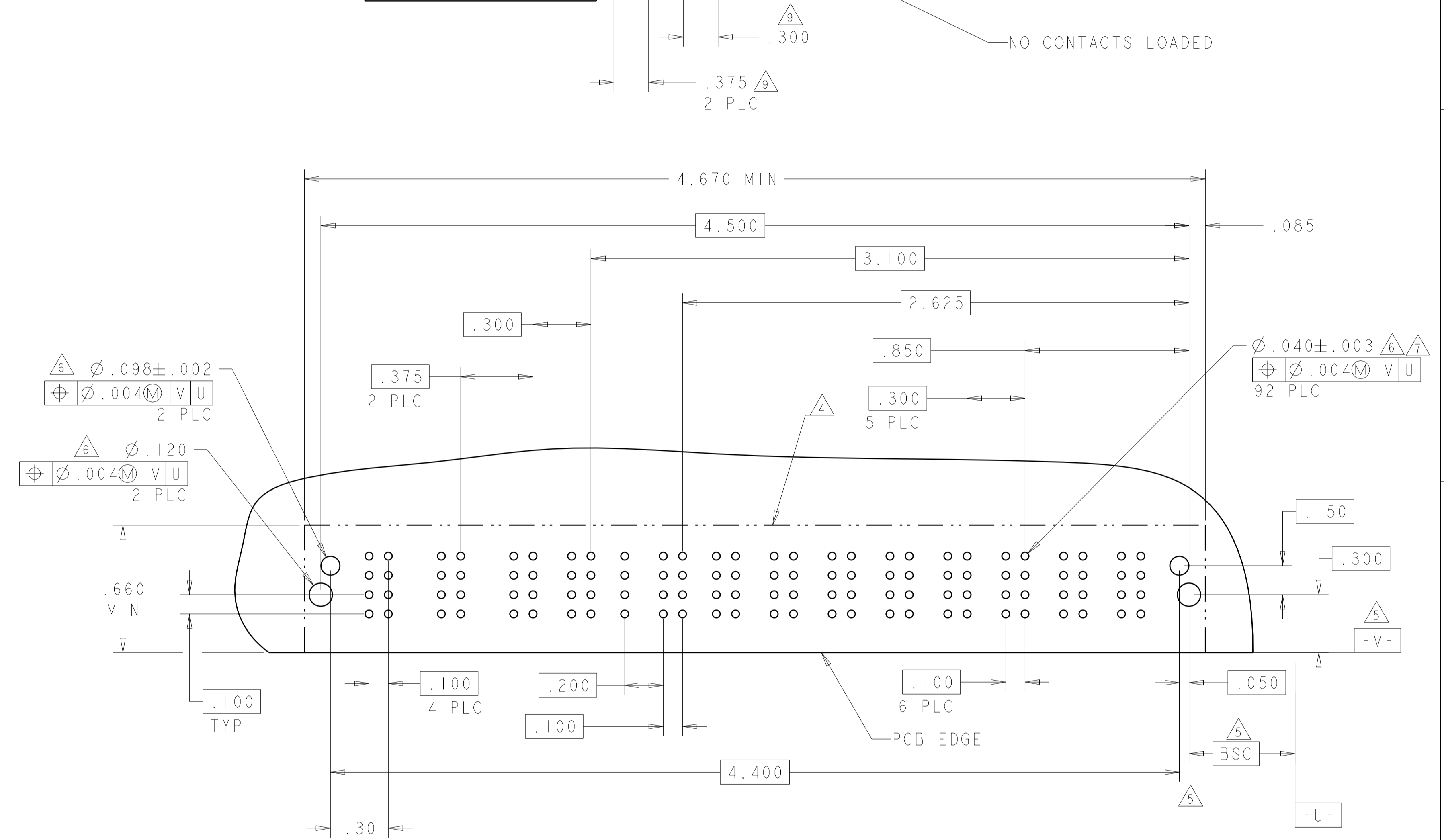
DIMENSIONS: INCHES	TOLERANCES UNLESS OTHERWISE SPECIFIED:	DMN C. ZHOU CHK S. ZHAO APVD S. ZHAO	11OCT2007 11OCT2007	 TE Connectivity
MATERIAL	FINISH	PRODUCT SPEC 108-2292	APPLICATION SPEC 114-13251	
Customer Drawing		SIZE A100779	DRAWING NO. C=6450870	RESTRICTED TO
		SCALE 4:1	SHEET 7	OF 20
		REV K2		

LOC	DIST	REVISIONS			
P	LTM	DESCRIPTION	DATE	DWN	APVD
-	-	SEE SHEET 1	-	-	-

PART NUMBER	ROWS	POWER				SIGNAL					POWER			
		P7	P6	P5	P4	6	5	4	3	2	1	P3	P2	P1
I-6450870-2	D C B A	LM	LM	LM	LM	H	H	H	H	H	H	RM	RM	RM
						G	G	G	G	G	G			
						F	F	F	F	F	F			
3ACP + 24S + 4LP						E	E	E	E	E	E			



PART NUMBER	ROWS	POWER				SIGNAL				POWER							
		P12	P11	P10	P9	4	3	2	1	P8	P7	P6	P5	P4	P3	P2	P1
I-6450870-3	D C B A	RM	RM	RM	RA	H	H		H	RA	RA	RA	RA	RM	RM	RM	RM
						G	G		G								
						F	F		F								
8ACP + 16S + 4ACP						E	E		E								



THIS DRAWING IS A CONTROLLED DOCUMENT.

DWN: C. ZHOU 11OCT2007
CHK: S. ZHAO 11OCT2007
APVD: S. ZHAO

DIMENSIONS: INCHES

TOLERANCES UNLESS OTHERWISE SPECIFIED:

0 PLC	± .01
1 PLC	± .01
2 PLC	± .01
3 PLC	± .005
4 PLC	± .0020
ANGLES	± .020

MATERIAL: - FINISH: -

PRODUCT SPEC: 108-2292
APPLICATION SPEC: 114-13251
WEIGHT: -

Customer Drawing

SCALE: 4:1 SHEET: 8 OF 20 REV: K2

STE TE Connectivity

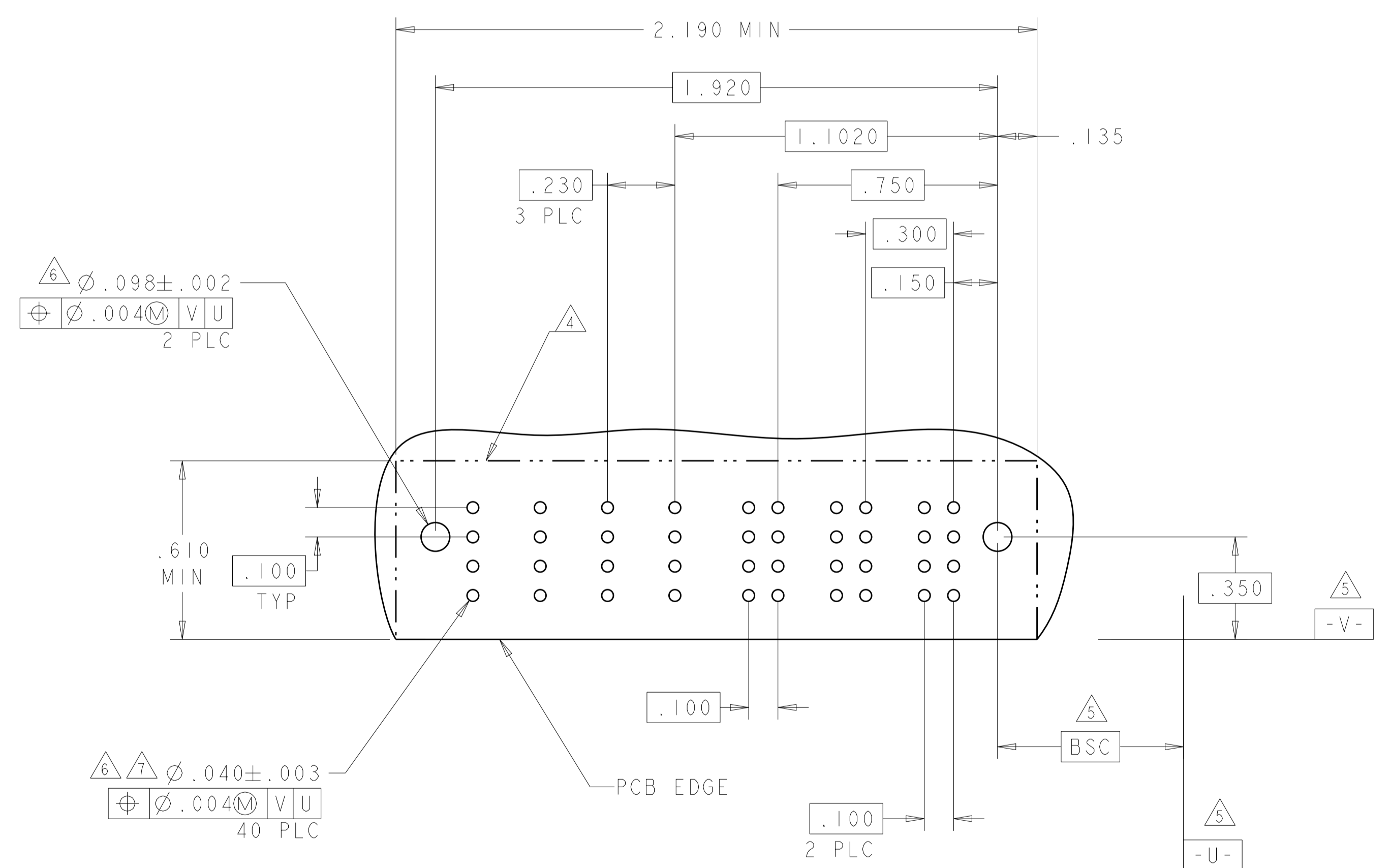
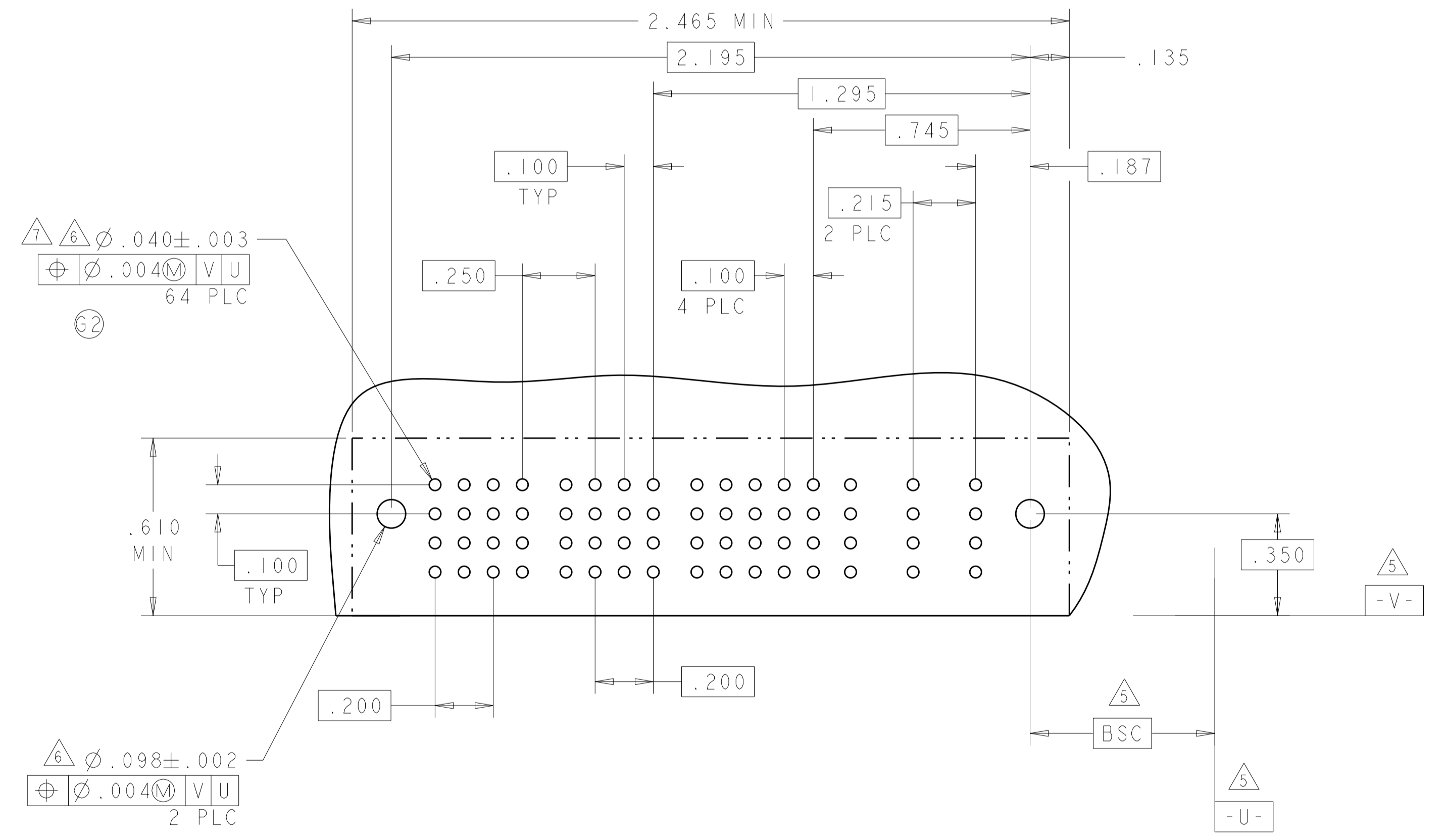
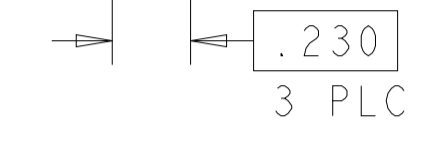
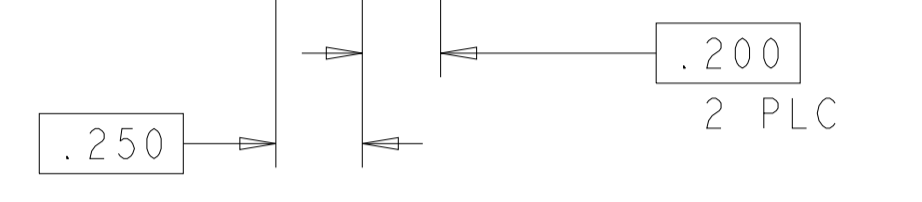
RIGHT ANGLE RECEPTACLE SHORT END MODULE MULTI-BEAM XLE

SIZE: A100779 C=6450870

LOC	DIST	REV	DATE	BY	APPV
ES	00				
		REVISIONS			
		DESCRIPTION	DATE	BY	APPV
		SEE SHEET 1			

PART NUMBER	ROWS	POWER				SIGNAL					POWER		
		P4	P3	P2	P1	5	4	3	2	1	LP3	LP2	LP1
1-6450870-4	D C B A	RM	RM	RM	RM	H	H	H	H	H	LM	LM	LM
						G	G	G	G	G			
						F	F	F	F	F			
						E	E	E	E	E			
3LP + 2OS + 4HDP													

PART NUMBER	ROWS	POWER				SIGNAL		POWER	
		LP4	LP3	LP2	LP1	2	1	P2	P1
1-6450870-5	D C B A	LM	LM	LM	LM	H	H	RM	RM
						G	G		
						F	F		
						E	E		
2ACP + 8S + 4LP									

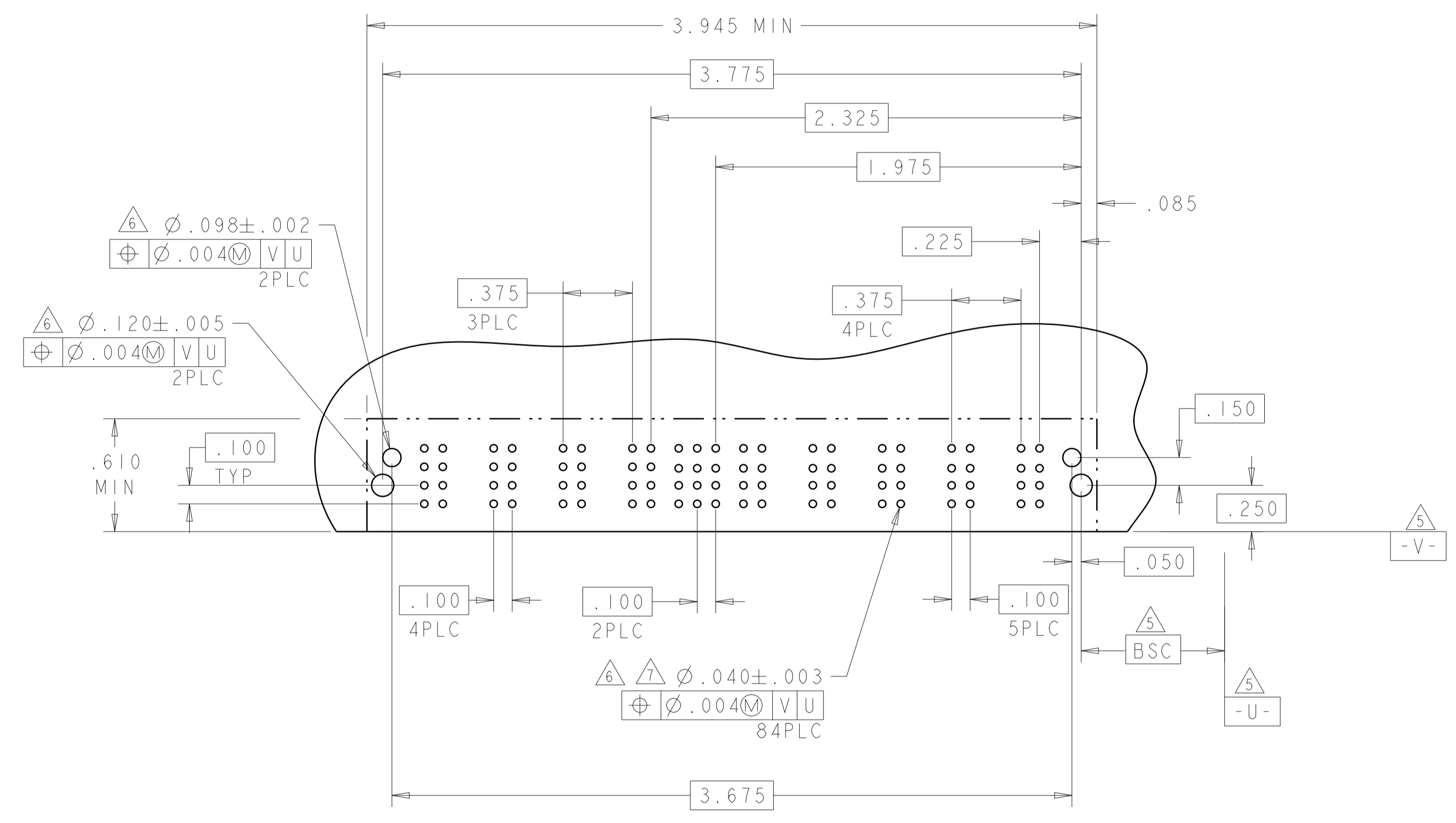


THIS DRAWING IS A CONTROLLED DOCUMENT.

DIMENSIONS:	TOLERANCES UNLESS OTHERWISE SPECIFIED:	DWG: C.ZHOU 11OCT2007	
INCHES	0 PLC ±.1 1 PLC ±.1 2 PLC ±.01 3 PLC ±.005 4 PLC ±.002 ANGLES ±.2°	CHK: S.ZHAO 11OCT2007	
MATERIAL:	FINISH:	APV: S.ZHAO	NAME: RIGHT ANGLE RECEPTACLE SHORT END MODULE MULTI-BEAM XLE
		PRODUCT SPEC: 108-2292	SIZE: A100779
		APPLICATION SPEC: 114-13251	CAGE CODE: C=6450870
		WEIGHT:	RESTRICTED TO: -
		Customer Drawing	SCALE: 4:1 SHEET 9 OF 20 REV: K2

LOC	DIST	REVISIONS			
P	LTN	DESCRIPTION	DATE	DMN	APVD
ES	00	SEE SHEET 1	-	-	-

PART NUMBER	ROWS		POWER				SIGNAL			POWER					
			P9	P8	P7	P6	3	2	1	P5	P4	P3	P2	P1	
I-6450870-6	D		RA	RA	RA	RA	H	H	H	RA	RA	RA	RA	RA	
	C						G	G	G						
	B						F	F	F						
	A						E	E	E						
5ACP + 12S + 4ACP															

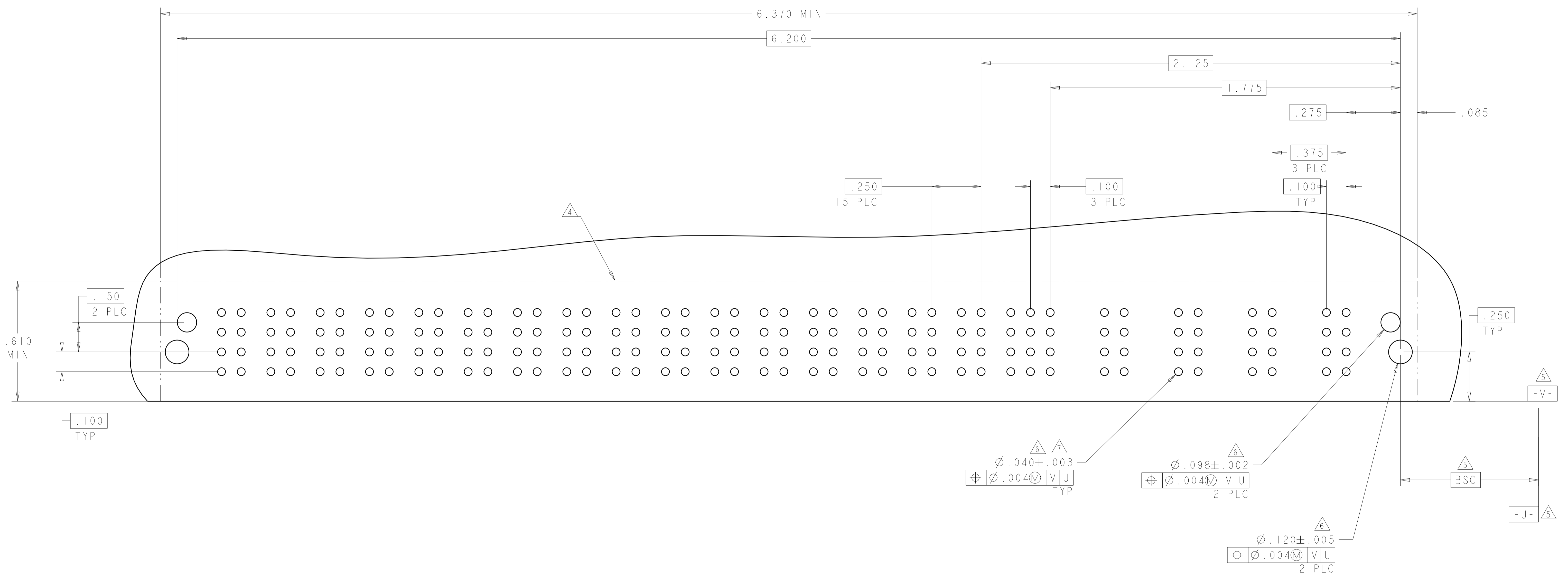


THIS DRAWING IS A CONTROLLED DOCUMENT.		DMN: C. ZHOU 11OCT2007	TE Connectivity
DIMENSIONS: INCHES		CHK: S. ZHAO 11OCT2007	
		APVD: S. ZHAO	NAME: RIGHT ANGLE RECEPTACLE SHORT END MODULE MULTI-BEAM XLE
TOLERANCES UNLESS OTHERWISE SPECIFIED:		PRODUCT SPEC: 108-2292	SIZE: A100779C=6450870
0 PLC ±.1 1 PLC ±.1 2 PLC ±.01 3 PLC ±.005 4 PLC ±.0020 ANGLES ±.2°		APPLICATION SPEC: 114-13251	RESTRICTED TO: -
MATERIAL: -		WEIGHT: -	SCALE: 4:1 SHEET 10 OF 20 REV: K2
FINISH: -		Customer Drawing	

LOC	DIST	REVISIONS			
P	LTN	DESCRIPTION	DATE	DNW	APVD
ES	00	SEE SHEET 1	-	-	-

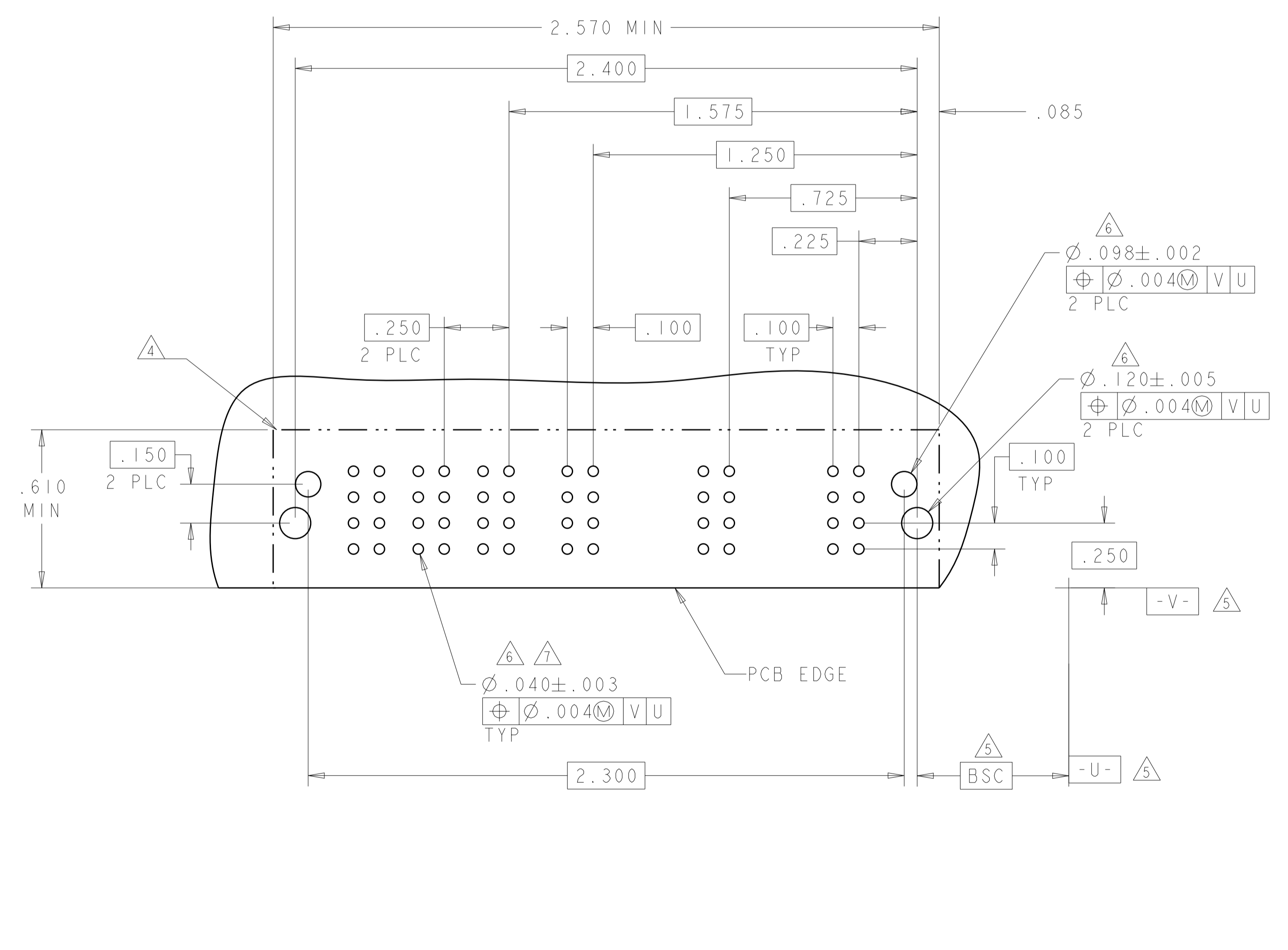
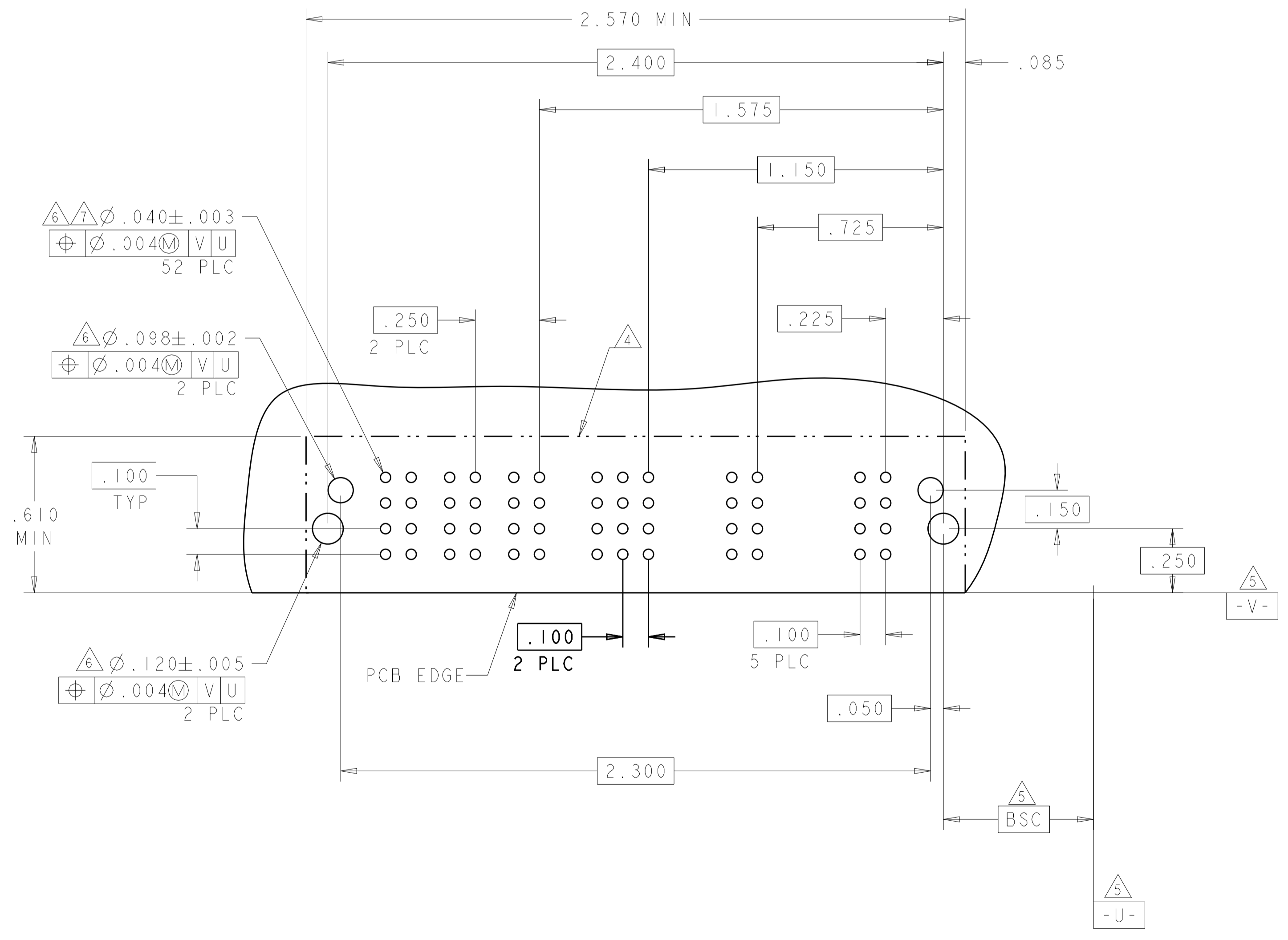
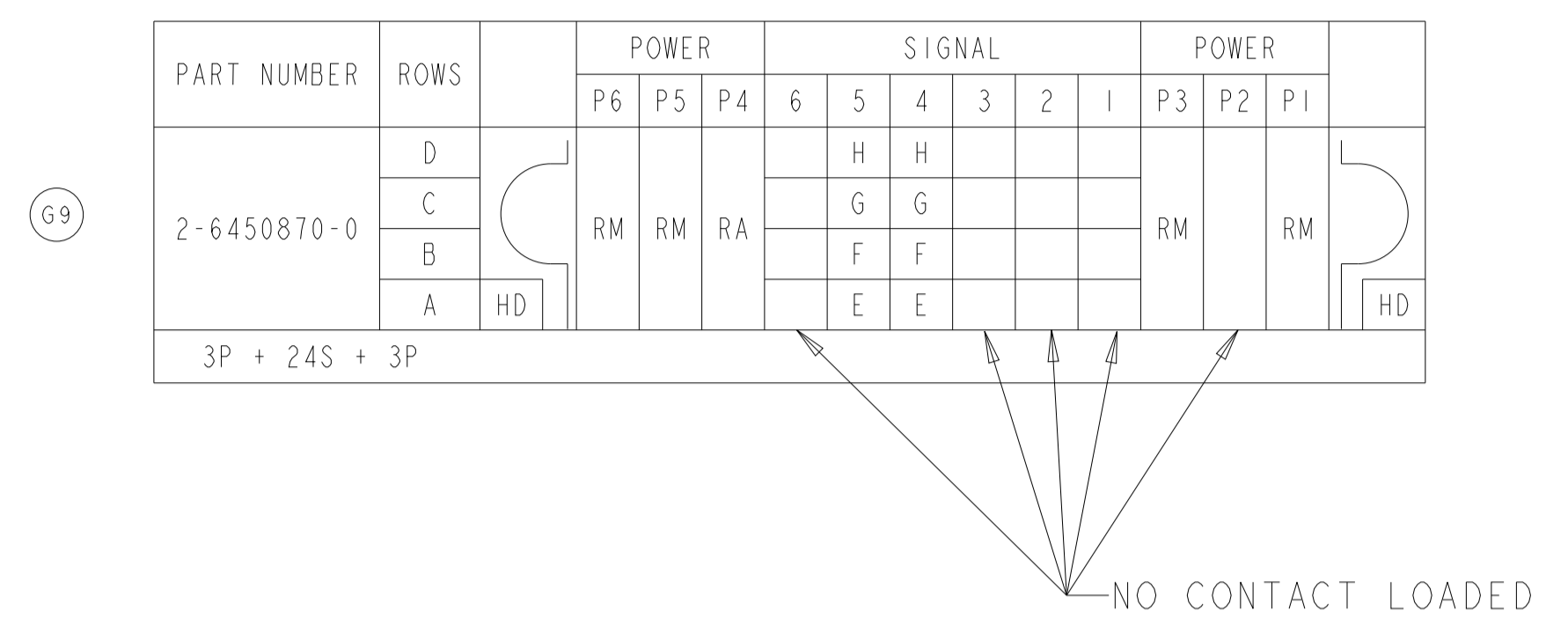
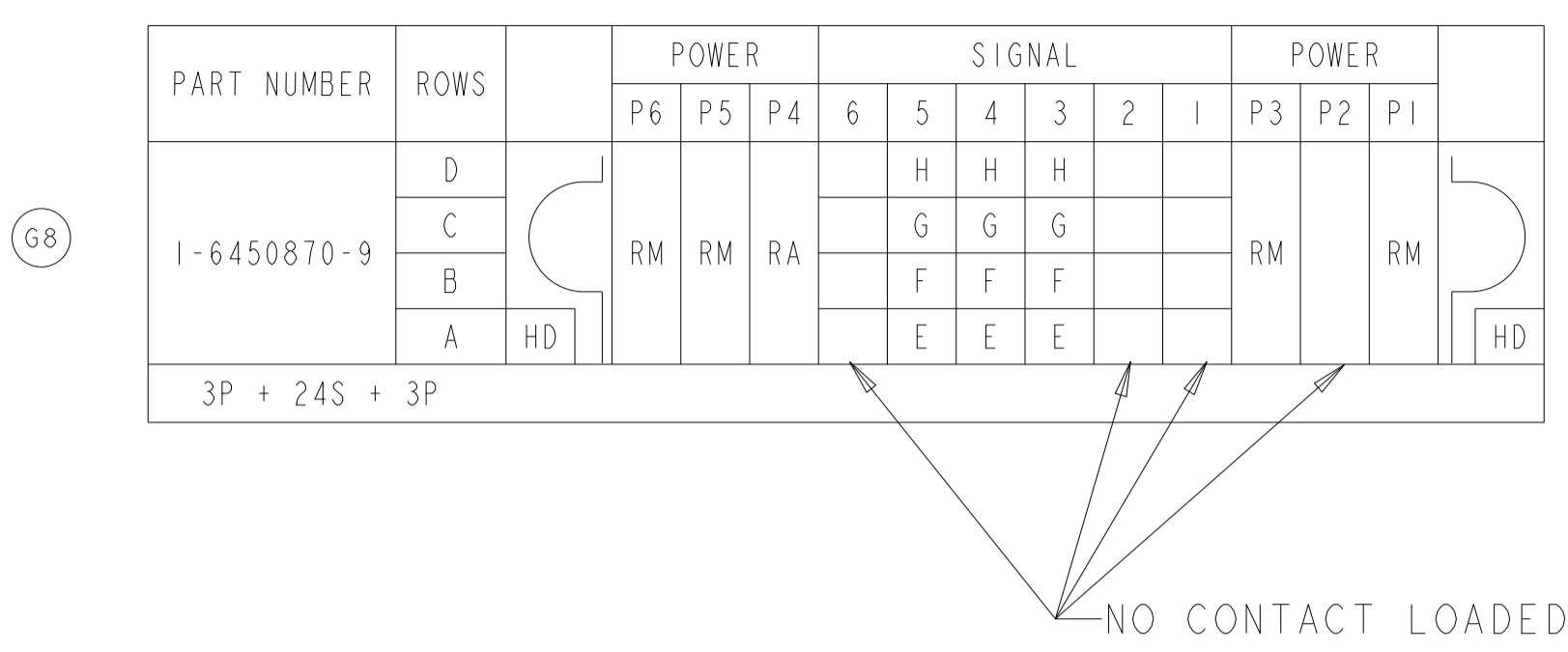
PART NUMBER	ROWS	POWER																SIGNAL			POWER			
		P20	P19	P18	P17	P16	P15	P14	P13	P12	P11	P10	P9	P8	P7	P6	P5	3	2	1	P4	P3	P2	P1
I-6450870-8	D	RM	RM	RM	RM	RM	RM	RM	RM	RM	RM	RM	RM	RM	RM	RM	H	H	H	RM	RM	RM	RM	
	C																G	G	G					
	B																F	F	F					
	A																E	E	E					

4P + 12S + 16P



THIS DRAWING IS A CONTROLLED DOCUMENT.		DNW: C. ZHOU 11OCT2007	 TE Connectivity
DIMENSIONS: INCHES		CHK: S. ZHAO 11OCT2007	
TOLERANCES UNLESS OTHERWISE SPECIFIED:		APVD: S. ZHAO	NAME: RIGHT ANGLE RECEPTACLE SHORT END MODULE MULTI-BEAM XLE
0 PLC ±.1 1 PLC ±.01 2 PLC ±.01 3 PLC ±.005 4 PLC ±.0020 ANGLES ±.2°		PRODUCT SPEC: 108-2292	SIZE: A100779
MATERIAL: -		APPLICATION SPEC: 114-13251	CAGE CODE: C=6450870
FINISH: -		WEIGHT: -	RESTRICTED TO: -
Customer Drawing		SCALE: 4:1	SHEET 11 OF 20

LOC	DIST	REVISIONS			
P	LTN	DESCRIPTION	DATE	DMN	APVD
-	-	SEE SHEET 1	-	-	-

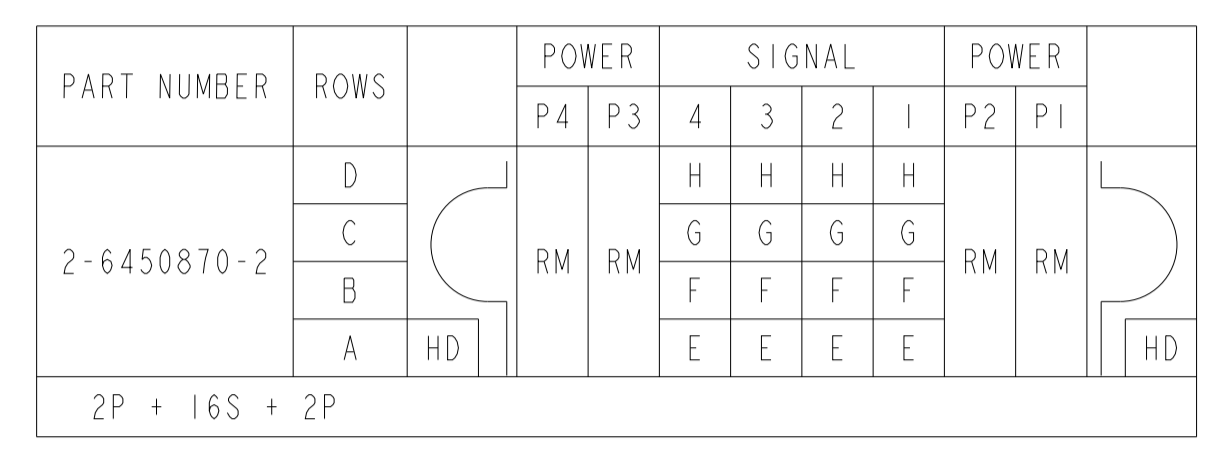
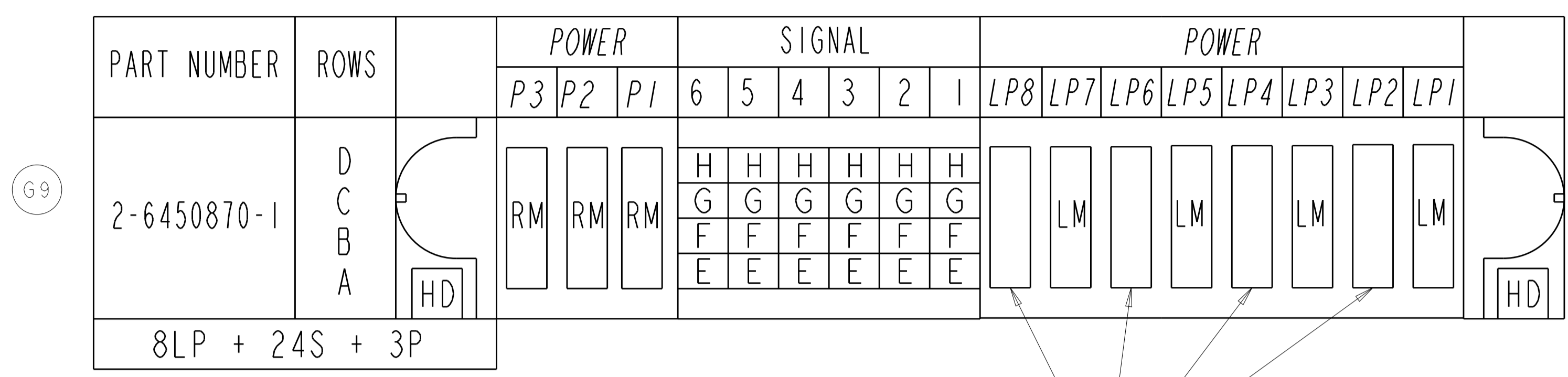


THIS DRAWING IS A CONTROLLED DOCUMENT.

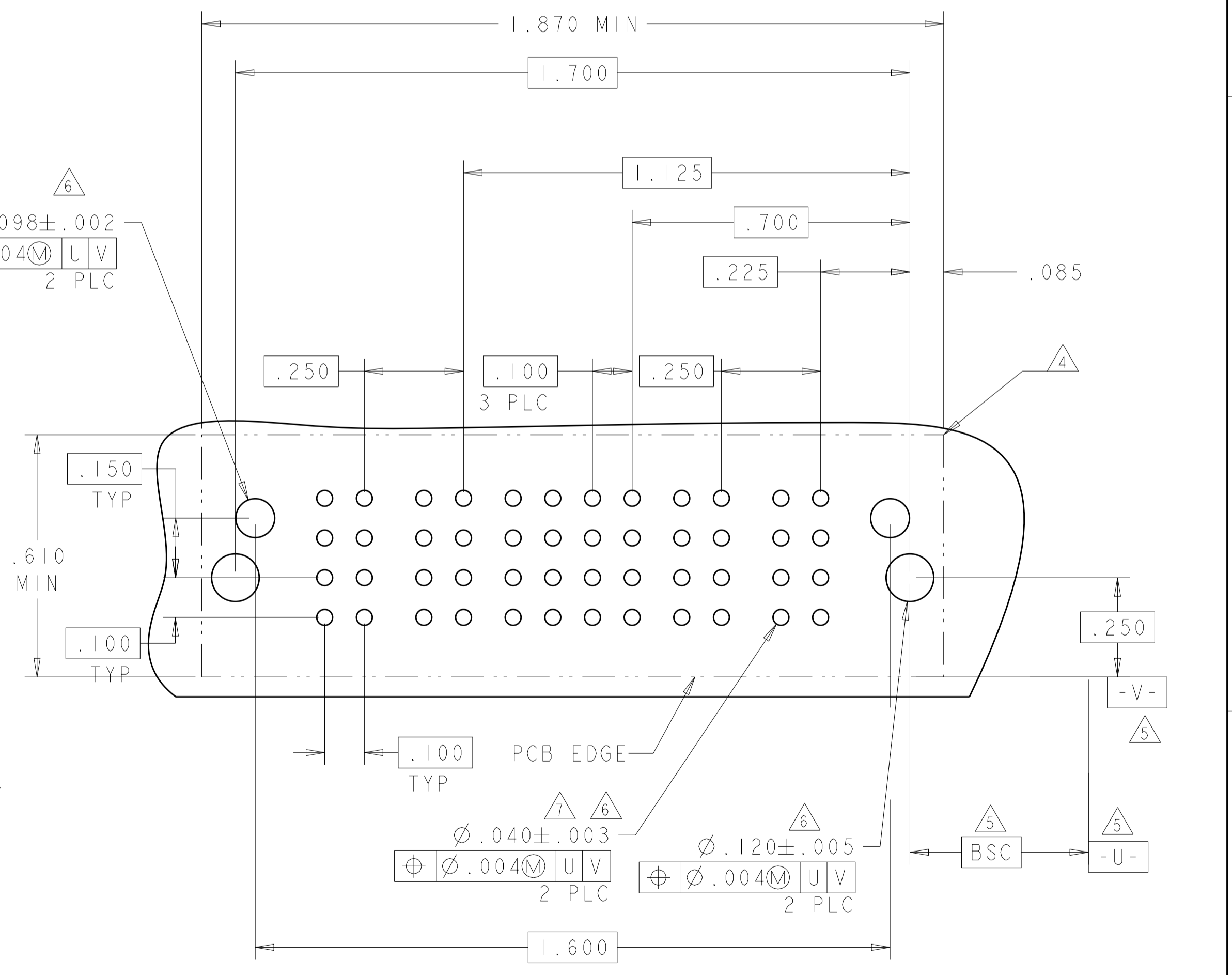
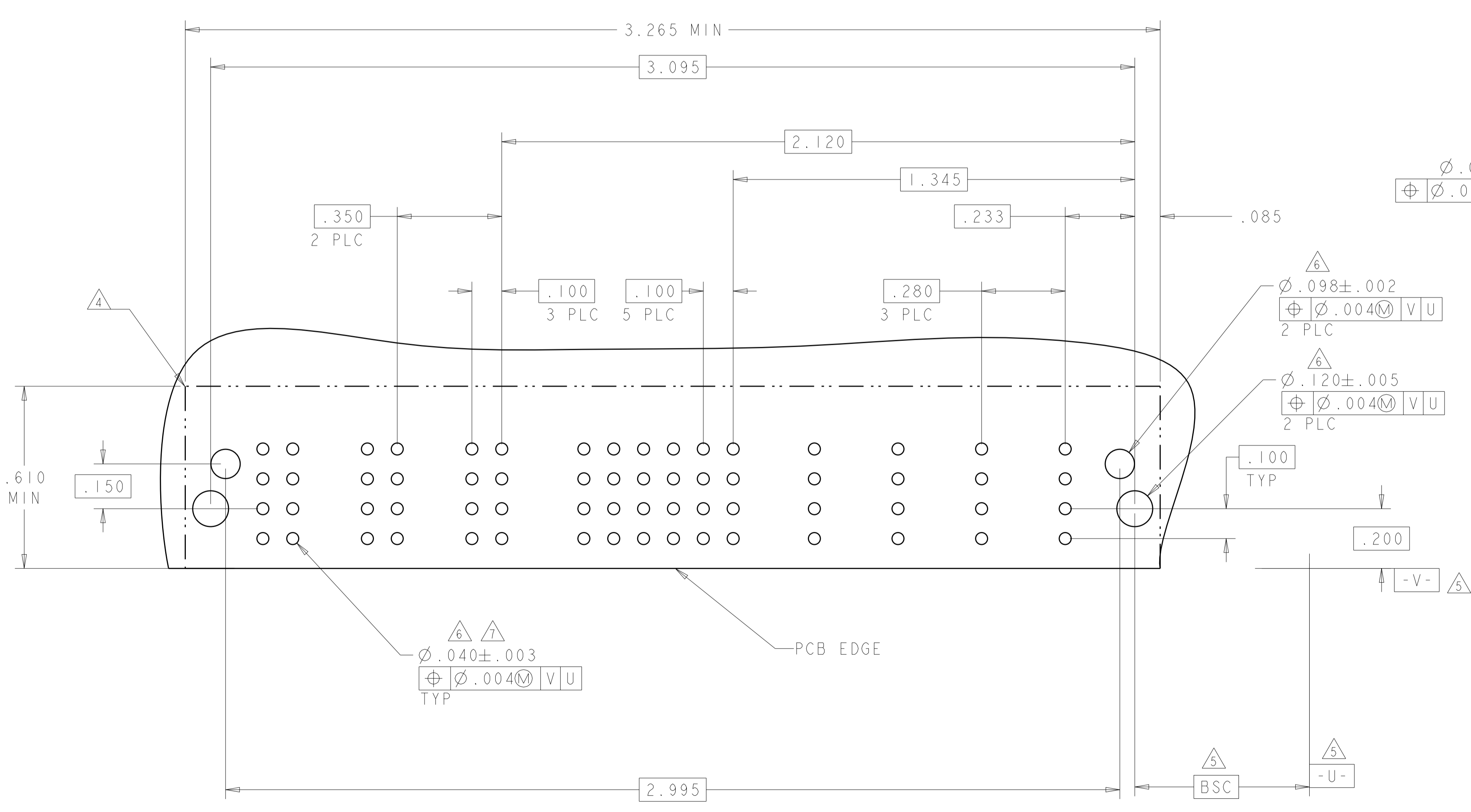
DIMENSIONS: INCHES	TOLERANCES UNLESS OTHERWISE SPECIFIED: 0 PLC ±.1 1 PLC ±.01 2 PLC ±.01 3 PLC ±.005 4 PLC ±.002 ANGLES ±.020	DMN: C. ZHOU CHK: S. ZHAO APVD: S. ZHAO	11OCT2007 11OCT2007	 TE Connectivity
MATERIAL	FINISH	PRODUCT SPEC 108-2292	APPLICATION SPEC 114-13251	
Customer Drawing		SIZE A100779	DRAWING NO C=6450870	RESTRICTED TO
		SCALE 4:1	SHEET 12 OF 20	REV K2

LOC	DIST	REV	DATE	BY	CHK	APPV
ES	00					

REVISIONS			
NO.	DESCRIPTION	DATE	BY
-	SEE SHEET 1	-	-



NO CONTACT LOADED



THIS DRAWING IS A CONTROLLED DOCUMENT.		DWN: C. ZHOU 11OCT2007	 TE Connectivity
DIMENSIONS: INCHES		CHK: S. ZHAO 11OCT2007	
TOLERANCES UNLESS OTHERWISE SPECIFIED:		APV: S. ZHAO	NAME: RIGHT ANGLE RECEPTACLE SHORT END MODULE MULTI-BEAM XLE
0 PLC ±.1		PRODUCT SPEC	SIZE: CAGE CODE DRAWING NO
1 PLC ±.01		APPLICATION SPEC	RESTRICTED TO
2 PLC ±.01		114-13251	A100779
3 PLC ±.005		WEIGHT	SCALE 4:1 SHEET 13 OF 20 REV K2
4 PLC ±.0020		Customer Drawing	Customer Drawing
ANGLES: .0020			
FINISH: .0020			

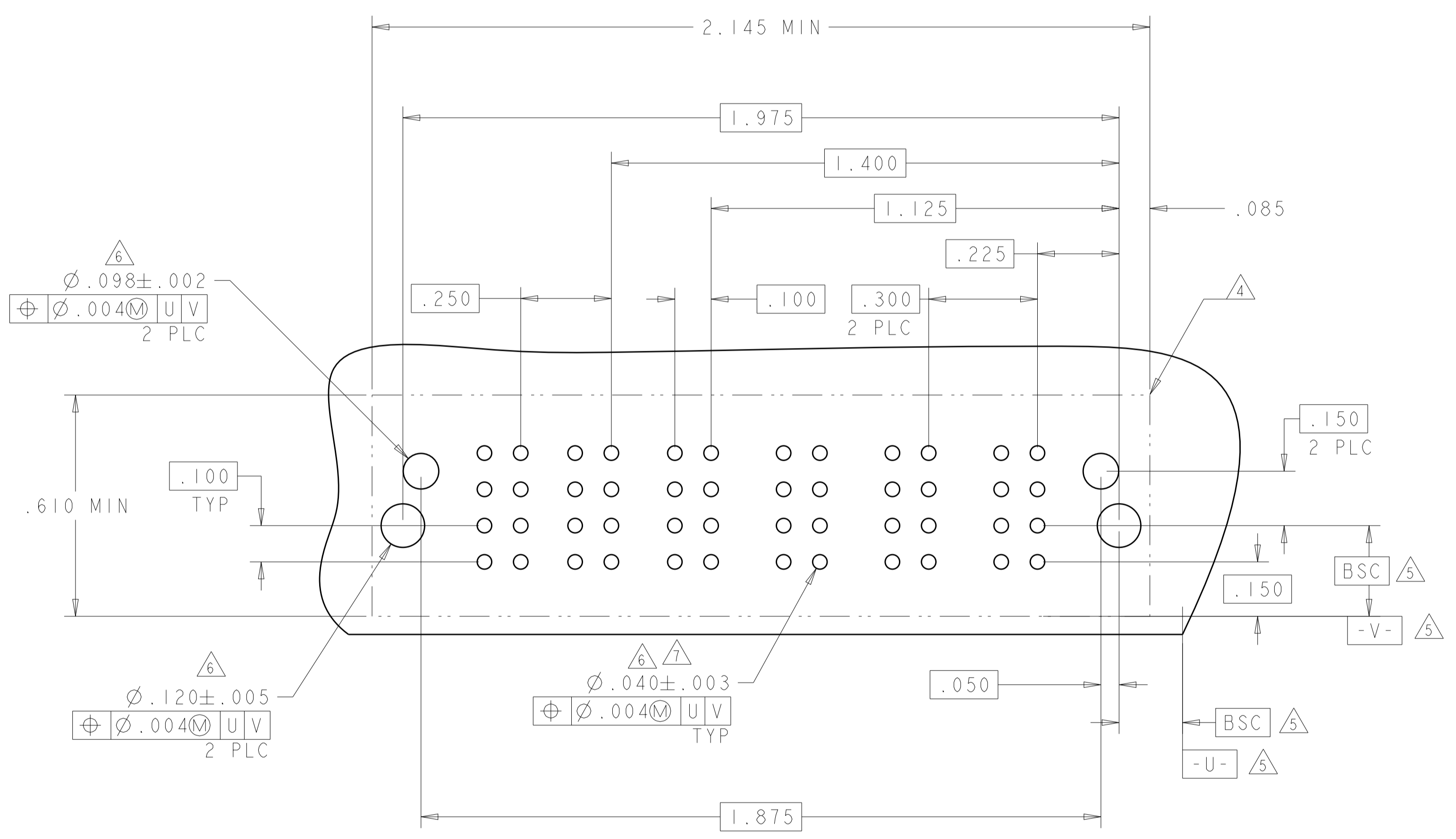
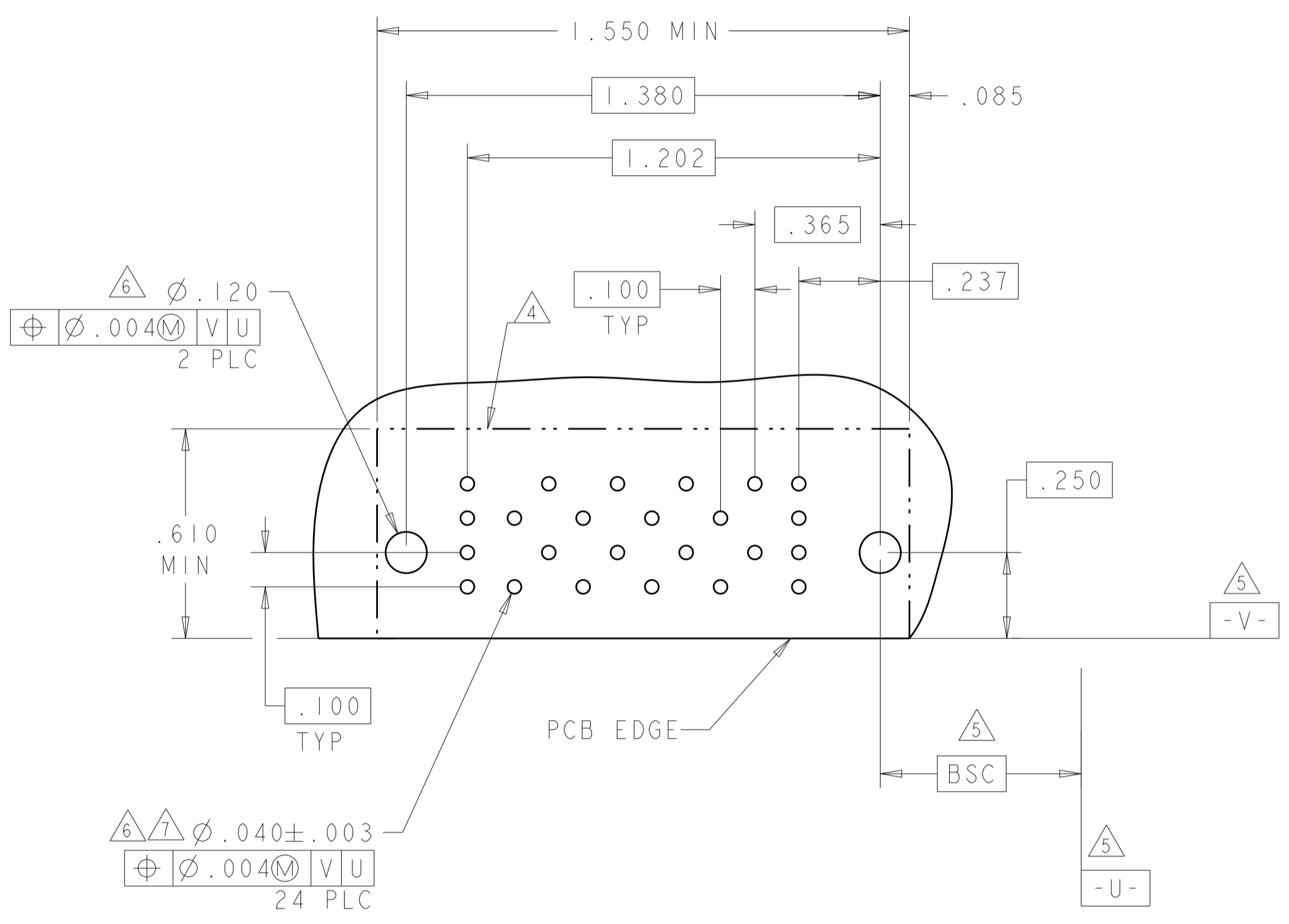
LOC	DIST	REVISIONS			
P	LTN	DESCRIPTION	DATE	OWN	APVD
ES	00	SEE SHEET 1			

PART NUMBER	ROWS	LOW POWER		SIGNAL							LOW POWER	
		LP2		8	7	6	5	4	3	2	1	LPI
2-6450870-3	D	LM	LM	H	H	H	H	H	H	H	H	
	C			G	G	G	G	G	G	G		
	B			F	F	F	F	F	F	F		
	A			E	E	E	E	E	E	E		
1LP + 32S + 1LP												

PART NUMBER	ROWS	POWER		SIGNAL		POWER		
		P5	P4	2	1	P3	P2	P1
2-6450870-4	D	RM	RM	H	H	RA	RM	RM
	C			G	G			
	B			F	F			
	A			E	E			
3ACP + 8S + 2P								

H4

NO CONTACTS LOADED



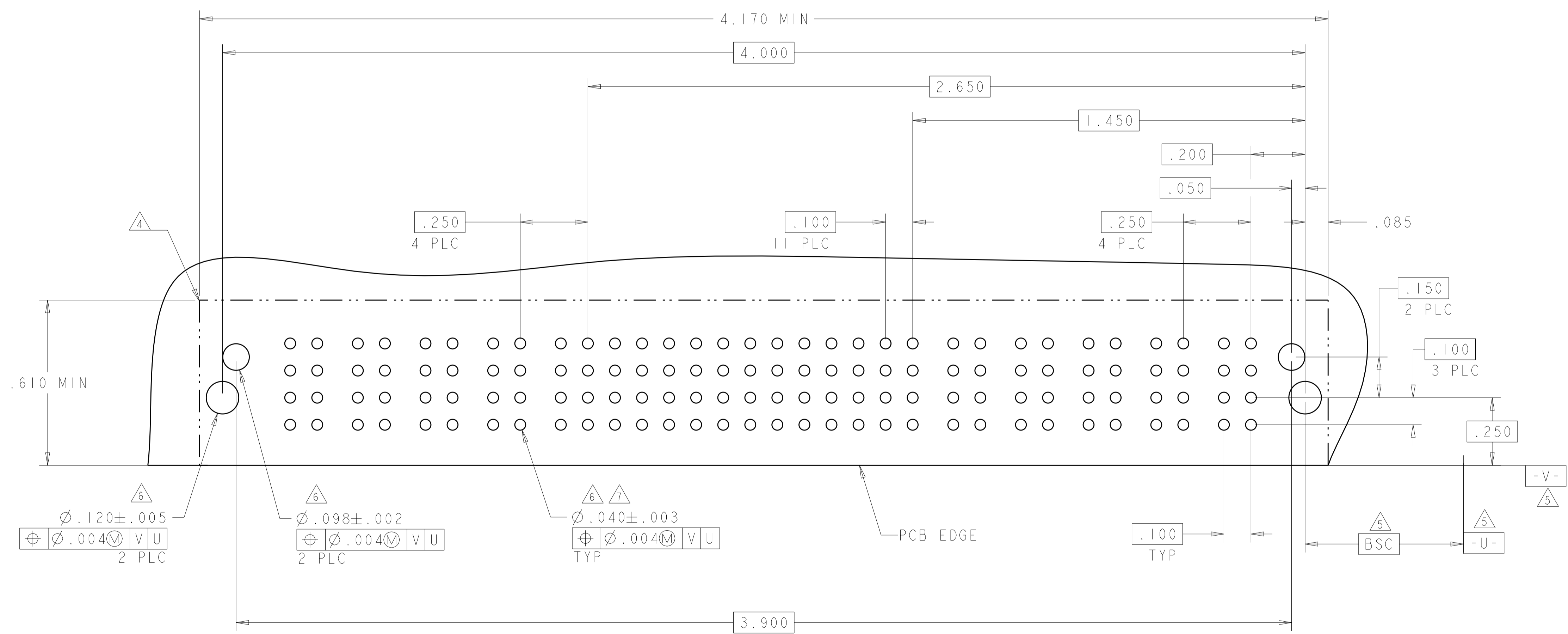
THIS DRAWING IS A CONTROLLED DOCUMENT.

DIMENSIONS: INCHES	TOLERANCES UNLESS OTHERWISE SPECIFIED: 0 PLC ±.1 2 PLC ±.01 3 PLC ±.005 4 PLC ±.0020 ANGLES ±.7° FINISH	DWN: C. ZHOU 11OCT2007 CHK: S. ZHAO 11OCT2007 APVD: S. ZHAO PRODUCT SPEC: 108-2292 APPLICATION SPEC: 114-13251 WEIGHT: - Customer Drawing	STE TE Connectivity RIGHT ANGLE RECEPTACLE SHORT END MODULE MULTI-BEAM XLE SIZE: A1 CAGE CODE: 100779 DRAWING NO: 6450870 SCALE: 4:1 SHEET: 14 OF 20 REV: K2
-----------------------	---	---	--

LOC	DIST	REVISIONS			
P	LTN	DESCRIPTION	DATE	DMN	APVD
-	-	SEE SHEET 1	-	-	-

PART NUMBER	ROWS	POWER					SIGNAL										POWER									
		P10	P9	P8	P7	P6	12	11	10	9	8	7	6	5	4	3	2	1	P5	P4	P3	P2	P1			
2-6450870-5	D C B A	RM	RM	RM	RM	RM	H	H	H	H	H	H	H	H	H	H	H	H	H	RM	RM	RM	RM	RM		
							G	G	G	G	G	G	G	G	G	G	G	G	G						G	
							F	F	F	F	F	F	F	F	F	F	F	F	F						F	F
							E	E	E	E	E	E	E	E	E	E	E	E	E						E	E

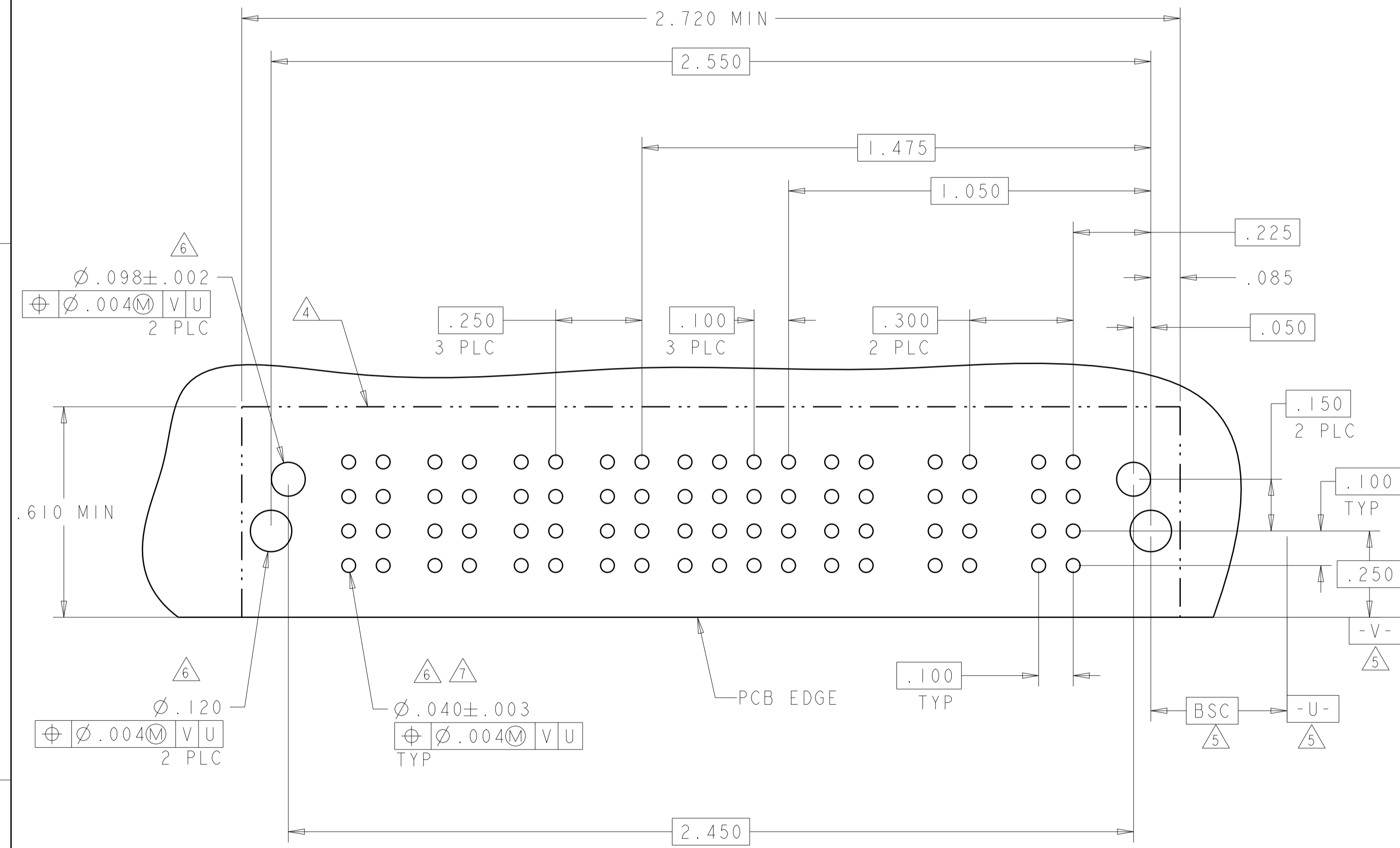
5P + 48S + 5P



THIS DRAWING IS A CONTROLLED DOCUMENT.		DMN	C. ZHOU	11OCT2007	 TE Connectivity
DIMENSIONS: INCHES		CHK	S. ZHAO	11OCT2007	
TOLERANCES UNLESS OTHERWISE SPECIFIED:		APVD	S. ZHAO	-	NAME
0 PLC	±	PRODUCT SPEC		RIGHT ANGLE RECEPTACLE	
1 PLC	±.1	APPLICATION SPEC		SHORT END MODULE	
2 PLC	±.01	SIZE		MULTI-BEAM XLE	
3 PLC	±.005	CAGE CODE		DRAWING NO	
4 PLC	±.0020	RESTRICTED TO		-	
ANGLES	±.7°	MATERIAL		-	
FINISH		WEIGHT		-	
-		Customer Drawing		SCALE 4:1 SHEET 15 OF 20 REV K2	

LOC	DIST	REVISIONS					
		P	LTN	DESCRIPTION	DATE	DMN	APVD
ES	00	-	-	SEE SHEET 1	-	-	-

PART NUMBER	ROWS	POWER				SIGNAL				POWER		
		P7	P6	P5	P4	4	3	2	1	P3	P2	P1
2-6450870-6	D	RM	RM	RM	RM	H	H	H	H	RM	RM	RM
	C					G	G	G	G			
	B					F	F	F	F			
	A					E	E	E	E			
		HD										HD
3ACP + 16S + 4P												

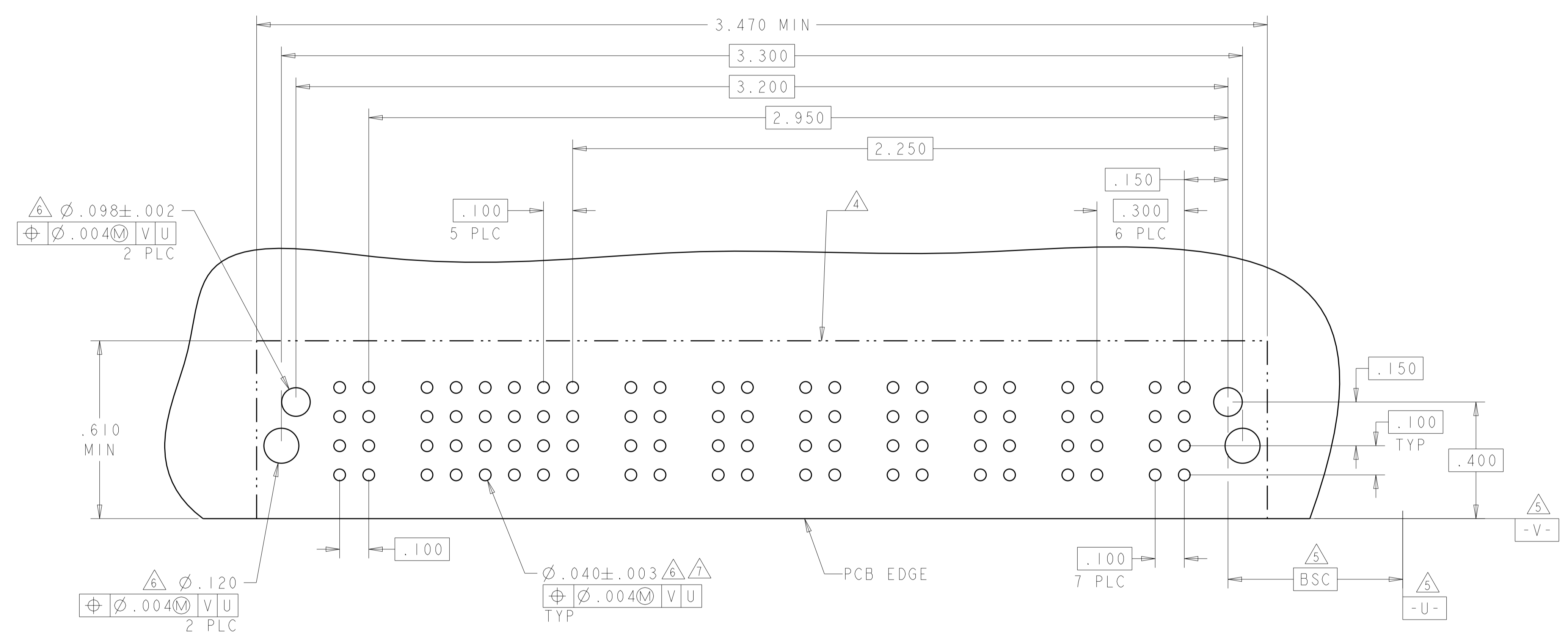


THIS DRAWING IS A CONTROLLED DOCUMENT.		DMN C. ZHOU CHK S. ZHAO	11OCT2007 11OCT2007	TE Connectivity
DIMENSIONS: INCHES	TOLERANCES UNLESS OTHERWISE SPECIFIED:	APVD S. ZHAO	NAME	
	0 PLC ±.1	PRODUCT SPEC	RIGHT ANGLE RECEPTACLE	
	1 PLC ±.01	108-2292	SHORT END MODULE	
	2 PLC ±.01	APPLICATION SPEC	MULTI-BEAM XLE	
	3 PLC ±.005	114-13251	SIZE CAGE CODE DRAWING NO	
	4 PLC ±.0020	Customer Drawing	A100779C=6450870	
	ANGLES ±.2°	SCALE 4:1	SHEET 16 OF 20	
MATERIAL	FINISH	WEIGHT	REV K2	

LOC	DIST	REVISIONS					
		P	LTN	DESCRIPTION	DATE	DMN	APVD
ES	00	-	-	SEE SHEET 1	-	-	-

J

PART NUMBER	ROWS	SIGNAL								POWER									
		P8	6	5	4	3	2	1	P7	P6	P5	P4	P3	P2	P1				
2-6450870-8	D	RA	H	H	H	H	H	H	RM	RM	RM	RM	RM	RM	RA				
	C		G	G	G	G	G	G											
	B		F	F	F	F	F	F											
	A		E	E	E	E	E	E											
		HD																	HD
7ACP + 24S + 1P																			



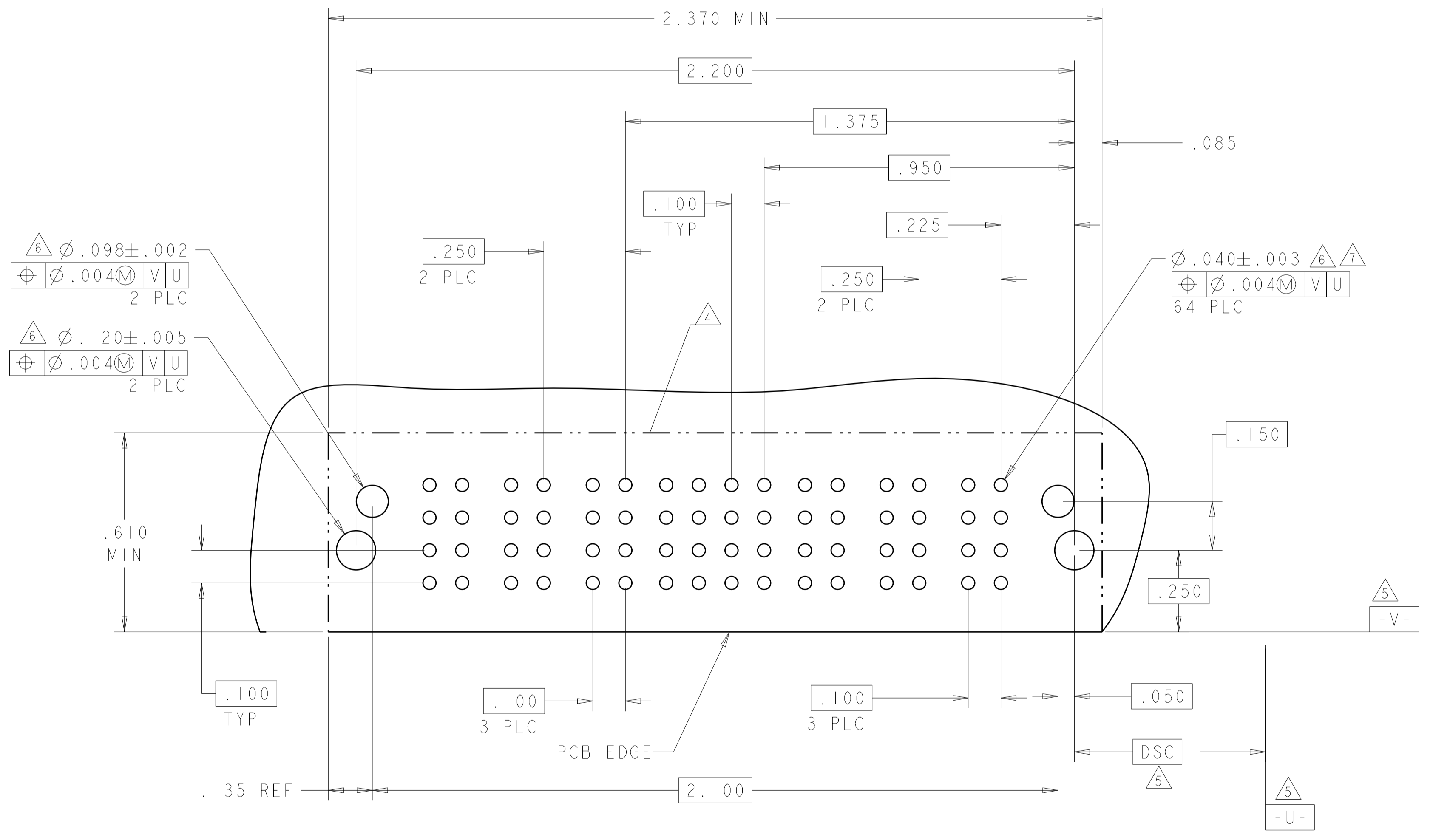
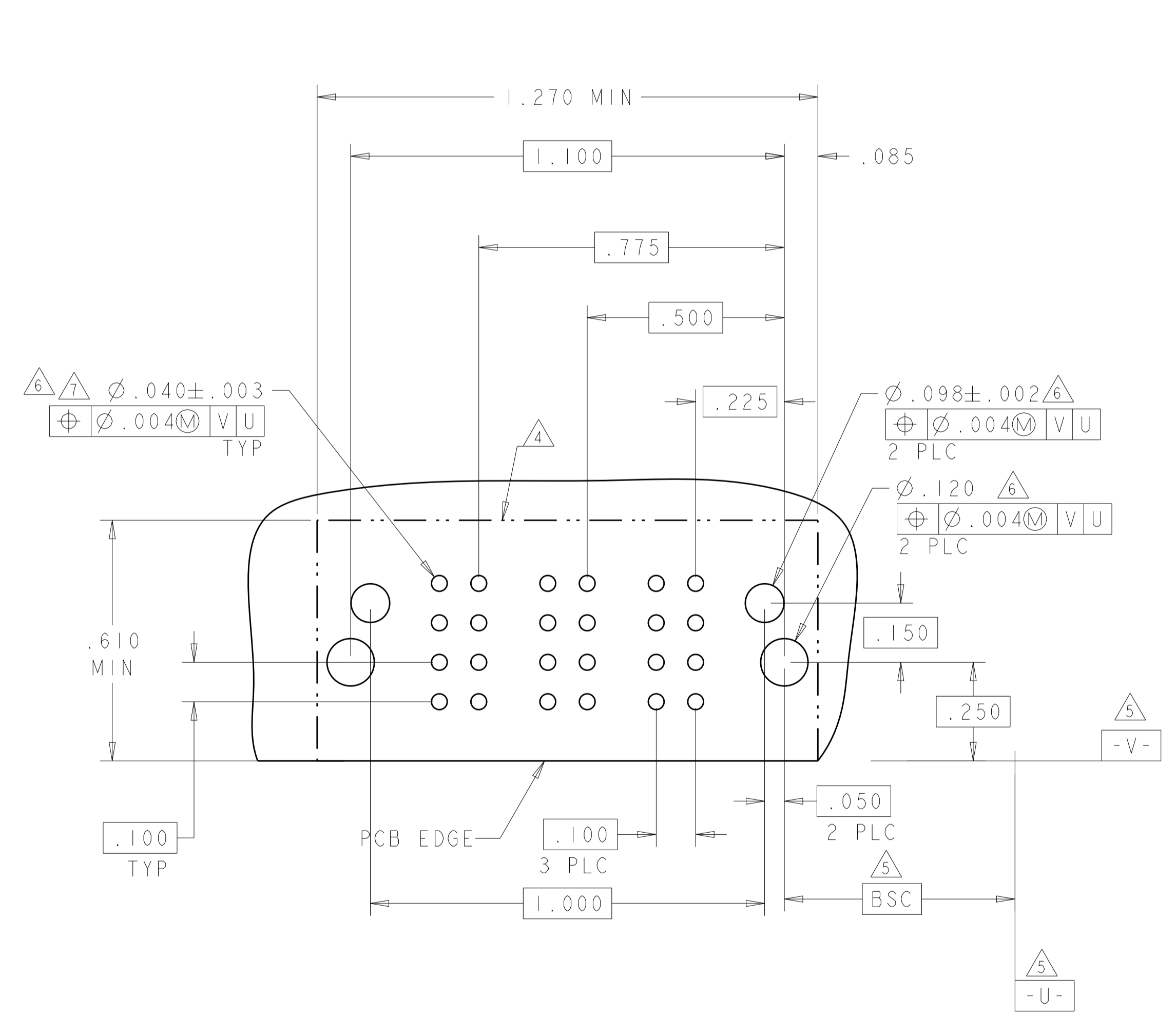
THIS DRAWING IS A CONTROLLED DOCUMENT.

DIMENSIONS:	TOLERANCES UNLESS OTHERWISE SPECIFIED:	DMN	C. ZHOU	11OCT2007	
INCHES	0 PLC ±.1 1 PLC ±.1 2 PLC ±.01 3 PLC ±.005 4 PLC ±.0020 ANGLES ±.7°	CHK	S. ZHAO	11OCT2007	
	FINISH	APVD	S. ZHAO	-	NAME
		PRODUCT SPEC		108-2292	RIGHT ANGLE RECEPTACLE SHORT END MODULE MULTI-BEAM XLE
MATERIAL	-	APPLICATION SPEC	114-13251	RESTRICTED TO	-
Customer Drawing		WEIGHT	-	SCALE	4:1
		SIZE	A100779	DRAWING NO	C=6450870
		REVISIONS	SHEET 17 OF 20		REV K2

LOC	DIST	REVISIONS			
P	LTN	DESCRIPTION	DATE	DMN	APVD
ES	00	SEE SHEET 1			

PART NUMBER	ROWS		POWER		SIGNAL		POWER		
			P2	2	1	P1			
2-6450870-9	D		RM	H	H	RM	HD		
	C			G	G				
	B			F	F				
	A			E	E				
IP + 8S + IP									

PART NUMBER	ROWS		POWER			SIGNAL				POWER			
			P6	P5	P4	4	3	2	1	P3	P2	P1	
3-6450870-0	D		RM	RM	RM	H	H	H	H	RM	RM	RM	HD
	C					G	G	G	G				
	B					F	F	F	F				
	A					E	E	E	E				
3P + 16S + 3P													



THIS DRAWING IS A CONTROLLED DOCUMENT.

DIMENSIONS: INCHES	TOLERANCES UNLESS OTHERWISE SPECIFIED: 0 PLC ±.1 2 PLC ±.01 3 PLC ±.005 4 PLC ±.0020 ANGLES ±.2°	DMN: C. ZHOU 11OCT2007 CHK: S. ZHAO 11OCT2007 APVD: S. ZHAO	NAME: RIGHT ANGLE RECEPTACLE SHORT END MODULE MULTI-BEAM XLE
MATERIAL:	FINISH:	PRODUCT SPEC: 108-2292 APPLICATION SPEC: 114-13251 WEIGHT:	SIZE: A100779 CAGE CODE: C=6450870
Customer Drawing		SCALE: 4:1	SHEET 18 OF 20 REV: K2

4805 (3/11)

LOC	DIST	REVISIONS			
P	LTM	DESCRIPTION	DATE	OWN	APVD
		SEE SHEET 1			

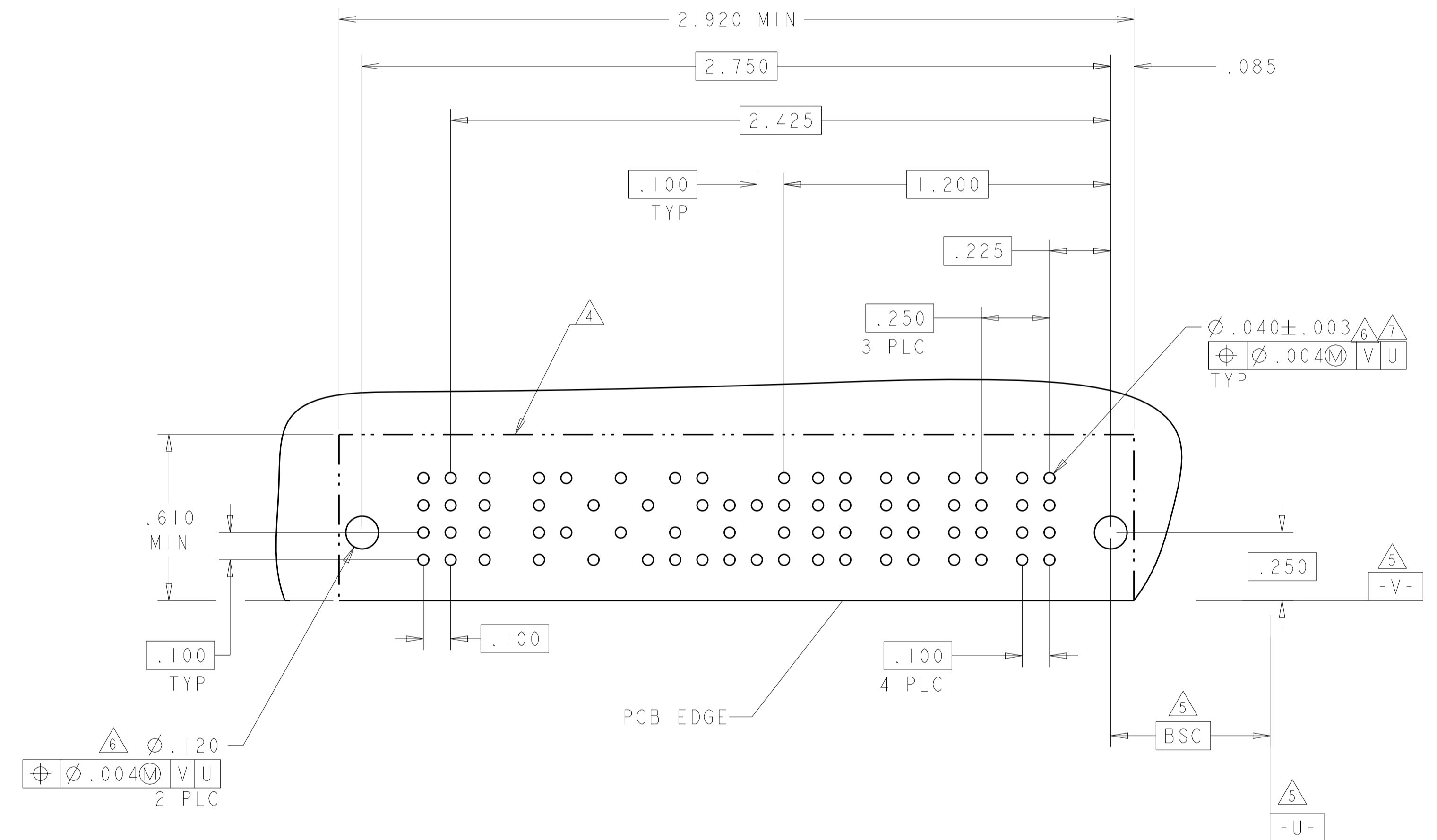
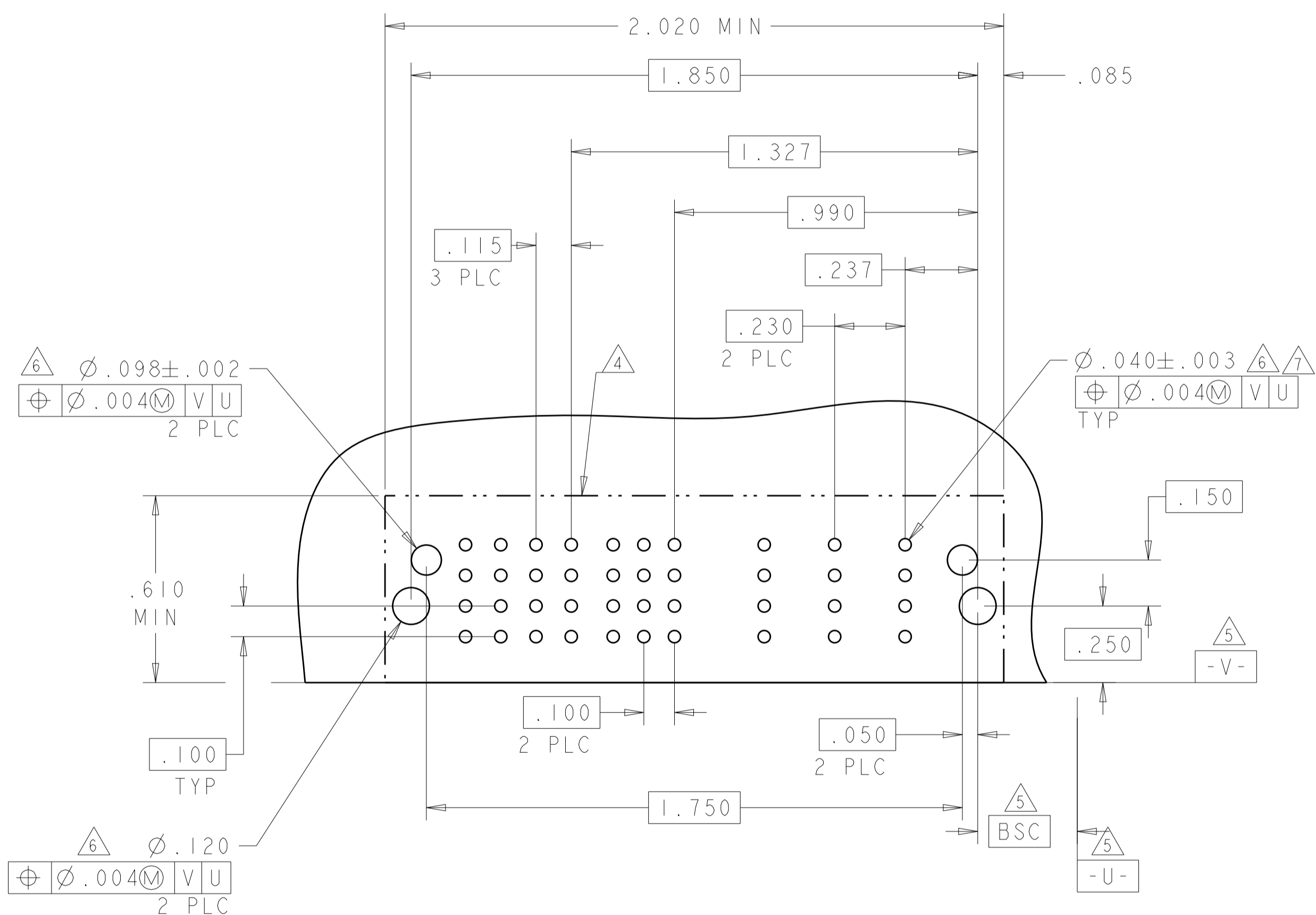
PART NUMBER	ROWS	LOW POWER				SIGNAL			LOW POWER			
		LP7	LP6	LP5	LP4	3	2	1	LP3	LP2	LP1	
3-6450870-1	D	C	LM	LM	LM	LM	H	H	H	LM	LM	LM
	G						G	G				
	F						F	F				
	E						E	E				

3LP + 12S + 4LP

PART NUMBER	ROWS	POWER					SIGNAL					POWER																			
		P5	I2	I1	I0	9	8	7	6	5	4	3	2	1	P4	P3	P2	P1													
3-6450870-2	D	C	RM																												
	G																		G	G	G	G	G	G	G	G	G	RM	RM	RM	RM
	F																		F	F	F	F	F	F	F	F	F	F	F	F	F
	E																		E	E	E	E	E	E	E	E	E	E	E	E	E

4P + 48S + 1P

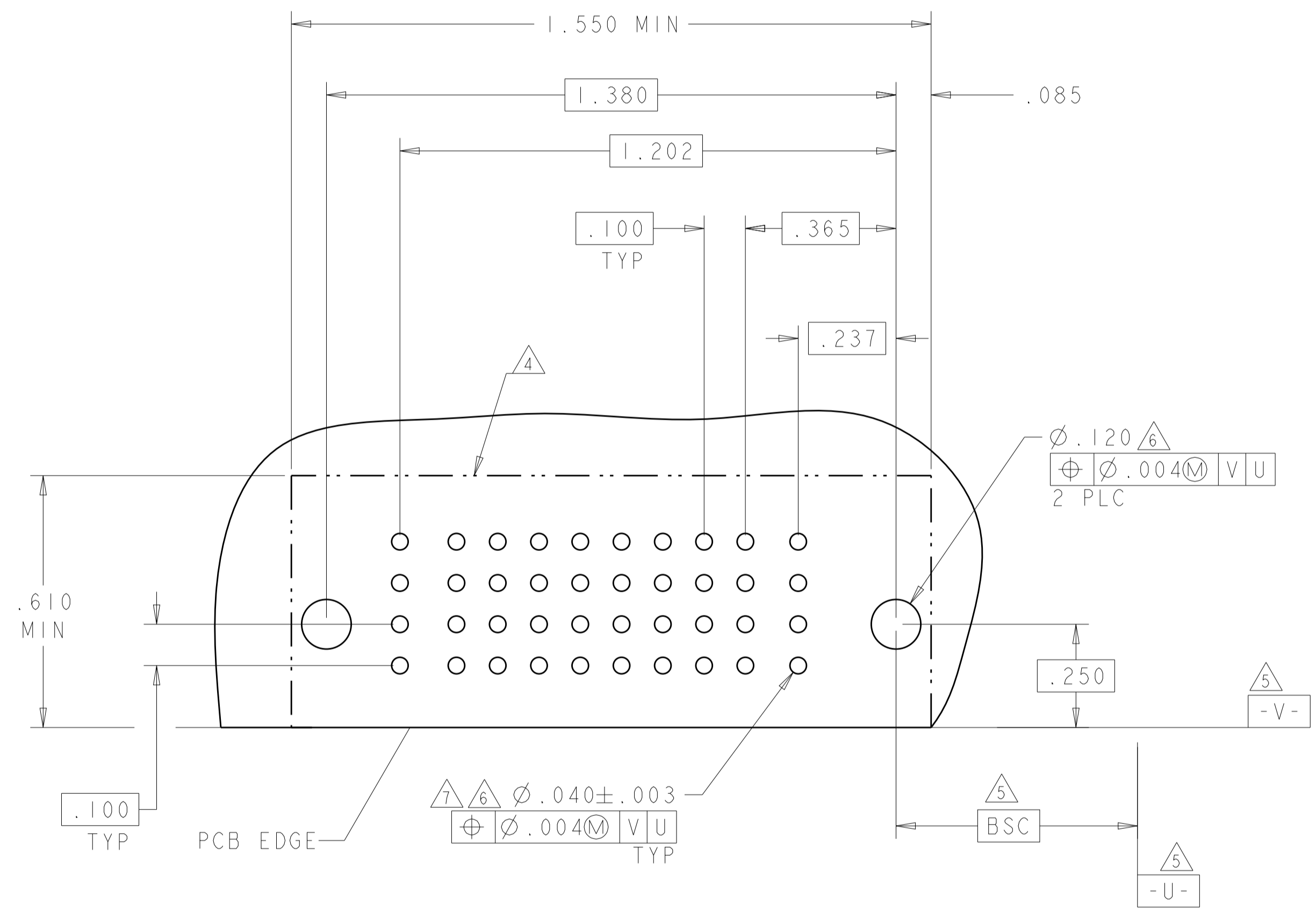
BLANK SIGNAL PINS ARE UNLOADED



THIS DRAWING IS A CONTROLLED DOCUMENT.		OWN: C. ZHOU 11OCT2007		TE Connectivity
DIMENSIONS: INCHES		CHK: S. ZHAO 11OCT2007		NAME: RIGHT ANGLE RECEPTACLE SHORT END MODULE MULTI-BEAM XLE
TOLERANCES UNLESS OTHERWISE SPECIFIED:		APVD: S. ZHAO	PRODUCT SPEC: 108-2292	
0 PLC ±.1		APPLICATION SPEC: 114-13251	SIZE: CAGE CODE: DRAWING NO: A100779C=6450870	
1 PLC ±.01		REVISIONS:	WEIGHT: -	
2 PLC ±.01		REVISIONS:	MATERIAL: -	
3 PLC ±.005		REVISIONS:	FINISH: -	
4 PLC ±.0020		REVISIONS:	Customer Drawing	
ANGLES: ±2°		SCALE: 4:1	SHEET 19 OF 20	
FINISH: -		REV: K2	DATE: -	

LOC	DIST	REVISIONS					
ES	00	P	LTH	DESCRIPTION	DATE	DWN	APVD
		-		SEE SHEET 1			

PART NUMBER	ROWS	LOW POWER		SIGNAL								LOW POWER	
		LP2		8	7	6	5	4	3	2	1	LP1	
3-6450870-4	D	LM	LM	H	H	H	H	H	H	H	H	H	LM
	C			G	G	G	G	G	G	G	G		
	B			F	F	F	F	F	F	F	F		
	A			E	E	E	E	E	E	E	E		
1LP + 32S + 1LP													



THIS DRAWING IS A CONTROLLED DOCUMENT.		DWN C. ZHOU CHK S. ZHAO	11OCT2007 11OCT2007	TE Connectivity
DIMENSIONS: INCHES		TOLERANCES UNLESS OTHERWISE SPECIFIED:	APVD S. ZHAO	
		0 PLC ±. 1 PLC ±.1 2 PLC ±.01 3 PLC ±.005 4 PLC ±.0020 ANGLES ±.2°	PRODUCT SPEC 108-2292 APPLICATION SPEC 114-13251	NAME RIGHT ANGLE RECEPTACLE SHORT END MODULE MULTI-BEAM XLE
MATERIAL	FINISH	WEIGHT	RESTRICTED TO	SIZE CAGE CODE DRAWING NO A100779C=6450870
Customer Drawing		SCALE 4:1	SHEET 20 OF 20	REV K2

Компания «Life Electronics» занимается поставками электронных компонентов импортного и отечественного производства от производителей и со складов крупных дистрибьюторов Европы, Америки и Азии.

С конца 2013 года компания активно расширяет линейку поставок компонентов по направлению коаксиальный кабель, кварцевые генераторы и конденсаторы (керамические, пленочные, электролитические), за счёт заключения дистрибьюторских договоров

Мы предлагаем:

- Конкурентоспособные цены и скидки постоянным клиентам.
- Специальные условия для постоянных клиентов.
- Подбор аналогов.
- Поставку компонентов в любых объемах, удовлетворяющих вашим потребностям.
- Приемлемые сроки поставки, возможна ускоренная поставка.
- Доставку товара в любую точку России и стран СНГ.
- Комплексную поставку.
- Работу по проектам и поставку образцов.
- Формирование склада под заказчика.
- Сертификаты соответствия на поставляемую продукцию (по желанию клиента).
- Тестирование поставляемой продукции.
- Поставку компонентов, требующих военную и космическую приемку.
- Входной контроль качества.
- Наличие сертификата ISO.

В составе нашей компании организован Конструкторский отдел, призванный помогать разработчикам, и инженерам.

Конструкторский отдел помогает осуществить:

- Регистрацию проекта у производителя компонентов.
- Техническую поддержку проекта.
- Защиту от снятия компонента с производства.
- Оценку стоимости проекта по компонентам.
- Изготовление тестовой платы монтаж и пусконаладочные работы.



Тел: +7 (812) 336 43 04 (многоканальный)
Email: org@lifeelectronics.ru