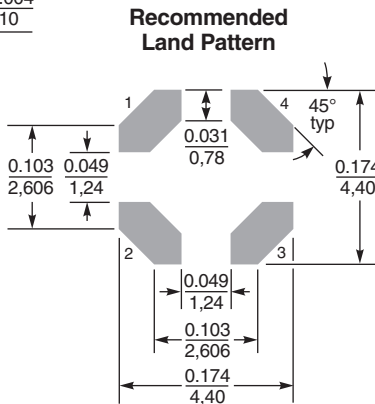
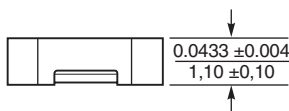
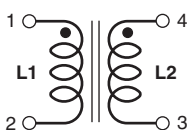




# Coupled Inductors – LPD4012 For Flyback, SEPIC and other Applications



Dimensions are in inches / mm



- Only 1.1 mm high and 4 mm square
- Ideal for use in flyback, multi-output buck and SEPIC applications.
- High inductance, high efficiency and excellent current handling
- Can also be used as two single inductors connected in series or parallel or as a common mode choke.



**Core material** Ferrite

**Core and winding loss** [Go to online calculator](#)

**Weight** 54 – 64 mg

**Environmental** RoHS compliant, halogen free

**Terminations** RoHS compliant matte tin over nickel over silver. Other terminations available at additional cost.

**Ambient temperature** –40°C to +85°C with I<sub>rms</sub> current, +85°C to +125°C with derated current

**Storage temperature** Component: –40°C to +125°C. Tape and reel packaging: –40°C to +80°C

**Winding to winding isolation** 100 V

**Resistance to soldering heat** Max three 40 second reflows at +260°C, parts cooled to room temperature between cycles

**Moisture Sensitivity Level (MSL)** 1 (unlimited floor life at <30°C / 85% relative humidity)

**Failures in Time (FIT) / Mean Time Between Failures (MTBF)** 38 per billion hours / 26,315,789 hours, calculated per Telcordia SR-332

**Packaging** 1000/7" reel; 3500/13" reel Plastic tape: 12 mm wide, 0.25 mm thick, 8 mm pocket spacing, 1.32 mm pocket depth

**Recommended pick and place nozzle** OD: 4 mm; ID: ≤2 mm

**PCB washing** Tested with pure water or alcohol only. For other solvents, see Doc787\_PCB\_Washing.pdf.



**US** +1-847-639-6400 sales@coilcraft.com  
**UK** +44-1236-730595 sales@coilcraft-europe.com  
**Taiwan** +886-2-2264 3646 sales@coilcraft.com.tw  
**China** +86-21-6218 8074 sales@coilcraft.com.cn  
**Singapore** + 65-6484 8412 sales@coilcraft.com.sg

Document 580-1 Revised 07/10/13  
 © Coilcraft Inc. 2014  
 This product may not be used in medical or high risk applications without prior Coilcraft approval. Specification subject to change without notice. Please check web site for latest information.



# Coupled Inductors for SEPIC Applications – LPD4012 Series

| Part number <sup>1</sup> | Inductance <sup>2</sup><br>( $\mu$ H) | DCR max <sup>3</sup><br>(Ohms) | SRF typ <sup>4</sup><br>(MHz) | Coupling<br>coefficient<br>typ | Leakage<br>L typ <sup>5</sup><br>( $\mu$ H) | Isat (A) <sup>6</sup> |             |             | Irms (A)                      |                             |
|--------------------------|---------------------------------------|--------------------------------|-------------------------------|--------------------------------|---|-----------------------|-------------|-------------|-------------------------------|-----------------------------|
|                          |                                       |                                |                               |                                |   | 10%<br>drop           | 20%<br>drop | 30%<br>drop | both<br>windings <sup>7</sup> | one<br>winding <sup>8</sup> |
| LPD4012-331NR_           | 0.33 $\pm$ 30%                        | 0.042                          | 255                           | 0.94                           | 0.06  | 5.2                   | 5.4         | 5.6         | 1.87                          | 2.65                        |
| LPD4012-561NR_           | 0.56 $\pm$ 30%                        | 0.087                          | 185                           | 0.95                           | 0.08  | 3.7                   | 3.8         | 3.9         | 1.30                          | 1.84                        |
| LPD4012-821NR_           | 0.82 $\pm$ 30%                        | 0.100                          | 130                           | 0.97                           | 0.09  | 3.2                   | 3.3         | 3.4         | 1.21                          | 1.72                        |
| LPD4012-152NR_           | 1.5 $\pm$ 30%                         | 0.185                          | 86                            | 0.97                           | 0.11  | 2.50                  | 2.81        | 2.91        | 1.15                          | 1.62                        |
| LPD4012-222NR_           | 2.2 $\pm$ 30%                         | 0.235                          | 70                            | 0.98                           | 0.14  | 2.30                  | 2.40        | 2.50        | 0.95                          | 1.35                        |
| LPD4012-332NR_           | 3.3 $\pm$ 30%                         | 0.320                          | 48                            | 0.98                           | 0.16  | 1.80                  | 1.90        | 2.00        | 0.75                          | 1.06                        |
| LPD4012-472MR_           | 4.7 $\pm$ 20%                         | 0.500                          | 39                            | 0.98                           | 0.18  | 1.60                  | 1.70        | 1.80        | 0.65                          | 0.92                        |
| LPD4012-562MR_           | 5.6 $\pm$ 20%                         | 0.620                          | 32                            | 0.99                           | 0.20  | 1.50                  | 1.60        | 1.60        | 0.55                          | 0.78                        |
| LPD4012-682MR_           | 6.8 $\pm$ 20%                         | 0.530                          | 31                            | 0.99                           | 0.22  | 1.20                  | 1.52        | 1.63        | 0.60                          | 0.86                        |
| LPD4012-822MR_           | 8.2 $\pm$ 20%                         | 0.600                          | 29                            | 0.99                           | 0.24  | 1.10                  | 1.20        | 1.30        | 0.55                          | 0.78                        |
| LPD4012-103MR_           | 10 $\pm$ 20%                          | 0.750                          | 25                            | 0.99                           | 0.26  | 0.98                  | 1.00        | 1.10        | 0.50                          | 0.71                        |
| LPD4012-153MR_           | 15 $\pm$ 20%                          | 1.13                           | 21                            | 0.99                           | 0.30  | 0.90                  | 0.92        | 0.94        | 0.43                          | 0.60                        |
| LPD4012-223MR_           | 22 $\pm$ 20%                          | 1.63                           | 15                            | 0.99                           | 0.34  | 0.70                  | 0.82        | 0.84        | 0.34                          | 0.48                        |
| LPD4012-333MR_           | 33 $\pm$ 20%                          | 1.83                           | 12                            | >0.99                          | 0.41  | 0.37                  | 0.57        | 0.58        | 0.31                          | 0.44                        |
| LPD4012-473MR_           | 47 $\pm$ 20%                          | 2.52                           | 8.8                           | >0.99                          | 0.51  | 0.33                  | 0.39        | 0.40        | 0.28                          | 0.39                        |
| LPD4012-683MR_           | 68 $\pm$ 20%                          | 3.23                           | 7.8                           | >0.99                          | 0.66  | 0.27                  | 0.36        | 0.37        | 0.25                          | 0.36                        |
| LPD4012-823MR_           | 82 $\pm$ 20%                          | 3.66                           | 7.3                           | >0.99                          | 0.75  | 0.27                  | 0.27        | 0.29        | 0.23                          | 0.31                        |
| LPD4012-104MR_           | 100 $\pm$ 20%                         | 4.76                           | 6.1                           | >0.99                          | 0.86  | 0.22                  | 0.28        | 0.29        | 0.20                          | 0.27                        |
| LPD4012-124MR_           | 120 $\pm$ 20%                         | 5.54                           | 5.3                           | >0.99                          | 0.98  | 0.21                  | 0.26        | 0.27        | 0.19                          | 0.27                        |
| LPD4012-154MR_           | 150 $\pm$ 20%                         | 6.90                           | 4.6                           | >0.99                          | 1.19  | 0.18                  | 0.26        | 0.27        | 0.17                          | 0.23                        |
| LPD4012-184MR_           | 180 $\pm$ 20%                         | 8.75                           | 4.1                           | >0.99                          | 1.40  | 0.16                  | 0.21        | 0.23        | 0.14                          | 0.18                        |
| LPD4012-224MR_           | 220 $\pm$ 20%                         | 11.24                          | 3.3                           | >0.99                          | 1.66  | 0.15                  | 0.16        | 0.17        | 0.12                          | 0.17                        |
| LPD4012-334MR_           | 330 $\pm$ 20%                         | 17.00                          | 2.8                           | >0.99                          | 2.45  | 0.13                  | 0.16        | 0.16        | 0.10                          | 0.14                        |

1. Please specify **termination** and **packaging** codes:

#### LPD4012-334MRC

**Termination: R** = RoHS compliant, matte tin over nickel over silver.

Special order:

**Q** = RoHS tin-silver-copper (95.5/4/0.5) or

**P** = non-RoHS tin-lead (63/37).

**Packaging: C** = 7" machine-ready reel. EIA-481 embossed plastic tape (1000 parts per full reel).

**B** = Less than full reel. In tape, but not machine ready.  
To have a leader and trailer added (\$25 charge), use code letter D instead.

**D** = 13" machine-ready reel. EIA-481 embossed plastic tape. Factory order only, not stocked (3500 parts per full reel).

- Inductance shown for each winding, measured at 100 kHz, 0.1 Vrms, 0 Adc on an Agilent/HP 4284A LCR meter or equivalent. When leads are connected in parallel, inductance is the same value. When leads are connected in series, inductance is four times the value.
- DCR is for each winding. When leads are connected in parallel, DCR is half the value. When leads are connected in series, DCR is twice the value.
- SRF measured using an Agilent/HP 4191A or equivalent. When leads are connected in parallel, SRF is the same value.
- Leakage Inductance is for L1 and is measured with L2 shorted.
- DC current, at which the inductance drops the specified amount from its value without current. It is the sum of the current flowing in both windings.
- Equal current when applied to each winding simultaneously that causes a 40°C temperature rise from 25°C ambient. See temperature rise calculation.
- Maximum current when applied to one winding that causes a 40°C temperature rise from 25°C ambient. See temperature rise calculation.
- Electrical specifications at 25°C.

Refer to Doc 639 "Selecting Coupled Inductors for SEPIC Applications."

Refer to Doc 362 "Soldering Surface Mount Components" before soldering.

#### Coupled Inductor Core and Winding Loss Calculator

This web-based utility allows you to enter frequency, peak-to-peak (ripple) current, and Irms current to predict temperature rise and overall losses, including core loss. [Go to online calculator.](#)



# Coupled Inductors for SEPIC Applications – LPD4012 Series

## Typical L vs Current



## Typical L vs Frequency



## Typical Current Derating



Компания «Life Electronics» занимается поставками электронных компонентов импортного и отечественного производства от производителей и со складов крупных дистрибьюторов Европы, Америки и Азии.

С конца 2013 года компания активно расширяет линейку поставок компонентов по направлению коаксиальный кабель, кварцевые генераторы и конденсаторы (керамические, пленочные, электролитические), за счёт заключения дистрибьюторских договоров

Мы предлагаем:

- Конкуренспособные цены и скидки постоянным клиентам.
- Специальные условия для постоянных клиентов.
- Подбор аналогов.
- Поставку компонентов в любых объемах, удовлетворяющих вашим потребностям.
- Приемлемые сроки поставки, возможна ускоренная поставка.
- Доставку товара в любую точку России и стран СНГ.
- Комплексную поставку.
- Работу по проектам и поставку образцов.
- Формирование склада под заказчика.
- Сертификаты соответствия на поставляемую продукцию (по желанию клиента).
- Тестирование поставляемой продукции.
- Поставку компонентов, требующих военную и космическую приемку.
- Входной контроль качества.
- Наличие сертификата ISO.

В составе нашей компании организован Конструкторский отдел, призванный помогать разработчикам, и инженерам.

Конструкторский отдел помогает осуществить:

- Регистрацию проекта у производителя компонентов.
- Техническую поддержку проекта.
- Защиту от снятия компонента с производства.
- Оценку стоимости проекта по компонентам.
- Изготовление тестовой платы монтаж и пусконаладочные работы.



Тел: +7 (812) 336 43 04 (многоканальный)

Email: [org@lifeelectronics.ru](mailto:org@lifeelectronics.ru)