

MP800 Series Kool-Pak® Power Film Resistors

TO-220 Style and TO-126 Style - Non-Inductive Designs

Use your thermal design experience with power semiconductors in TO-220 and TO-126 style power packages to help you get the most out of this unique family of power resistors. The thermal design issues are the same where power handling capability is based on the case temperature which is maintained in your design.

MP820 and MP821 TO-220 Style Power Package with Metal Mounting Tab

- **20 Watts at +25°C Case Temperature derated to zero at +175°C.**
- **Metal Heat Sink Mounting Tab.**
- **MP820 Resistance Range of 10.0 ohm to 10.0 K.**
- **MP821 Resistance Range of 0.020 ohm to 9.99 ohm.**
- **Resistor element is electrically isolated from the mounting surface.**
- **Non-Inductive design for high speed switching, snubbers, and rf applications.**

Construction of MP820 and MP821:

The MP820 and MP821 Kool-Tab® Power Film Resistors are constructed with Caddock's Micronox® resistance film fired onto a flat ceramic substrate which is thermally bonded to the copper heat sink tab. The resistor body is then molded with a high temperature molding compound to finish the metal tab TO-220 package. The lead wire attachment and resistance element geometry are configured to provide outstanding non-inductive performance.

MP825 and MP850 Power Film Resistors Include an Integral Metal Mounting Surface for Highly Efficient Thermal Transfer

MP825 TO-126 Style Power Package

- **25 Watts at +25°C Case Temperature derated to zero at +150°C.**
- **Copper Heat Sink Integral in the Molded Package.**
- **Resistance Range of 0.020 ohm to 10.0 K.**
- **Resistor element is electrically isolated from the mounting surface.**
- **Non-inductive Design.**

MP850 TO-220 Style Power Package

- **50 Watts at +25°C Case Temperature derated to zero at +150°C.**
- **Copper Heat Sink Integral in the Molded Package.**
- **Resistance Range of 0.20 ohm to 10.0 K.**
- **Resistor element is electrically isolated from the mounting surface.**
- **Non-inductive Design.**

Construction of MP825 and MP850:

The MP825 and MP850 Kool-Pak® Power Film Resistors are constructed with Caddock's Micronox® resistance film fired onto a flat ceramic substrate. **The ceramic substrate is bonded to a copper heat sink which becomes the metal mounting surface.** This assembly is molded with the copper heat sink flush with the back surface of the part. The terminal attachment and resistance element geometry are configured to provide outstanding non-inductive performance.


Ordering Information:

Model Number: MP850 - 50.0 - 1% Tolerance
Resistor Value: _____

Packaging: MP800 Series Resistors are packaged in plastic shipping tubes, 50 pieces per tube when the order quantity permits.

For custom resistance values and tolerances contact applications engineering

Certain products shown in this catalog are covered by one or more patents, there are also patents pending.



MP821 Standard Resistance Values:


Tolerance MP821: ±1% Standard (0.5%, 2%, 5%, 10%, and 20% are available for most resistance values).

0.020 Ω	0.050 Ω	0.25 Ω	0.75 Ω	3.00 Ω	7.50 Ω
0.025 Ω	0.075 Ω	0.30 Ω	1.00 Ω	3.30 Ω	8.00 Ω
0.030 Ω	0.10 Ω	0.33 Ω	1.50 Ω	4.00 Ω	
0.033 Ω	0.15 Ω	0.40 Ω	2.00 Ω	5.00 Ω	
0.040 Ω	0.20 Ω	0.50 Ω	2.50 Ω		

MP820 Standard Resistance Values:

Tolerance MP820: ±1% Standard (0.5%, 2%, 5%, 10%, and 20% are available for most resistance values).

10.0 Ω	30.0 Ω	75.0 Ω	300 Ω	750 Ω	3.30 K
12.0 Ω	33.0 Ω	100 Ω	330 Ω	1.00 K	4.00 K
15.0 Ω	40.0 Ω	120 Ω	400 Ω	1.50 K	5.00 K
20.0 Ω	47.0 Ω	150 Ω	470 Ω	2.00 K	7.50 K
25.0 Ω	50.0 Ω	200 Ω	500 Ω	2.50 K	10.0 K
27.0 Ω	56.0 Ω	250 Ω	560 Ω	3.00 K	



MP825 Standard Resistance Values:

Tolerance MP825: ±1% standard (except as noted), (0.5%, 2%, 5%, 10%, and 20% are available for most resistance values).

0.020 Ω 5%	0.30 Ω	4.00 Ω	33.0 Ω	300 Ω	3.00 K
0.025 Ω 5%	0.33 Ω	5.00 Ω	40.0 Ω	330 Ω	3.30 K
0.030 Ω 5%	0.40 Ω	7.50 Ω	47.0 Ω	400 Ω	4.00 K
0.033 Ω 5%	0.50 Ω	8.00 Ω	50.0 Ω	470 Ω	5.00 K
0.040 Ω 5%	0.75 Ω	10.0 Ω	56.0 Ω	500 Ω	7.50 K
0.050 Ω	1.00 Ω	12.0 Ω	75.0 Ω	560 Ω	10.0 K
0.075 Ω	1.50 Ω	15.0 Ω	100 Ω	750 Ω	
0.10 Ω	2.00 Ω	20.0 Ω	120 Ω	1.00 K	
0.15 Ω	2.50 Ω	25.0 Ω	150 Ω	1.50 K	
0.20 Ω	3.00 Ω	27.0 Ω	200 Ω	2.00 K	
0.25 Ω	3.30 Ω	30.0 Ω	250 Ω	2.50 K	

MP850 Standard Resistance Values:

Tolerance MP850: ±1% standard, (0.5%, 2%, 5%, 10%, and 20% are available for most resistance values).

0.20 Ω	2.00 Ω	12.0 Ω	50.0 Ω	330 Ω	2.50 K
0.25 Ω	2.50 Ω	15.0 Ω	56.0 Ω	400 Ω	3.00 K
0.30 Ω	3.00 Ω	20.0 Ω	75.0 Ω	470 Ω	3.30 K
0.33 Ω	3.30 Ω	25.0 Ω	100 Ω	500 Ω	4.00 K
0.40 Ω	4.00 Ω	27.0 Ω	120 Ω	560 Ω	5.00 K
0.50 Ω	5.00 Ω	30.0 Ω	150 Ω	750 Ω	7.50 K
0.75 Ω	7.50 Ω	33.0 Ω	200 Ω	1.00 K	10.0 K
1.00 Ω	8.00 Ω	40.0 Ω	250 Ω	1.50 K	
1.50 Ω	10.0 Ω	47.0 Ω	300 Ω	2.00 K	

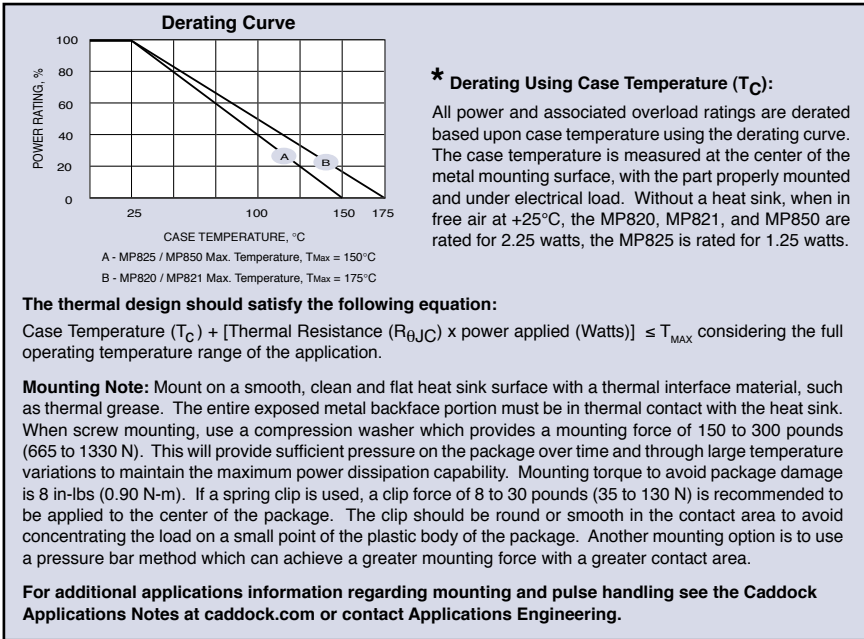
Applications Engineering
17271 North Umpqua Hwy.
Roseburg, Oregon 97470-9422
Phone: (541) 496-0700
Fax: (541) 496-0408

CADDOCK ELECTRONICS, INC.

e-mail: caddock@caddock.com • web: www.caddock.com
For Caddock Distributors listed by country see caddock.com/contact/dist.html

Sales and Corporate Office
1717 Chicago Avenue
Riverside, California 92507-2364
Phone: (951) 788-1700
Fax: (951) 369-1151

Model No.	Package	Resistance		Power Rating	Max. Voltage	Thermal Resistance $R_{\theta JC}$ Film (J) to Case (C)	Max. Temp. T_{MAX}	Dimensions	Comments
		Min.	Max.						
MP820	TO-220 Style	10.0 Ω	10.0 K	20 Watts*	300	7.50°C/Watt	175°C	Figure 1	Metal Mounting Tab
MP821	TO-220 Style	0.020 Ω	9.99 Ω	20 Watts*	Power Limited	7.50°C/Watt	175°C	Figure 1	Metal Mounting Tab
MP825	TO-126 Style	0.020 Ω	10.0 K	25 Watts*	300	5.00°C/Watt	150°C	Figure 2	Integral Metal Mounting Surface in Molded Package
MP850	TO-220 Style	0.20 Ω	10.0 K	50 Watts*	300	2.50°C/Watt	150°C	Figure 3	Integral Metal Mounting Surface in Molded Package



Specifications:

Temperature Coefficient:
TC referenced to +25°C, ΔR taken at T_{MAX}

5.00 ohms and above, -20 to +50 ppm/°C
0.50 ohm to 4.99 ohms, -20 to +80 ppm/°C
0.050 ohm to 0.49 ohm, 0 to +200 ppm/°C
0.020 ohm to 0.049 ohm, 0 to +300 ppm/°C

Operating Temperature: -55°C to T_{MAX}

Inductance: 10nH typical in series when measured at a point 0.2 inches from the resistor body.

DWV: The dielectric strength rating of 1500 V_{rms} AC is based upon connections made between terminals shorted and either the metal surface the part is mounted to or a metal clip in contact with the top surface of the part.

Insulation Resistance: 10,000 Megohms, min.
The resistor element is electrically isolated from the mounting surface.

Load Stability: 2,000 hours at rated power.
 $\Delta R \pm(1.0$ percent + 0.001 ohm) max. Power rating dependent upon case temperature. See derating curve.

Momentary Overload:
MP820, MP821, MP850: 2 times rated power with applied voltage not to exceed 1.5 times maximum continuous operating voltage for 5 seconds.
 $\Delta R \pm(0.3$ percent + 0.001 ohm) max.
MP825: 1.5 times rated power with applied voltage not to exceed 1.5 times maximum continuous operating voltage for 5 seconds.
 $\Delta R \pm(0.3$ percent + 0.001 ohm) max.

Moisture Resistance: Mil-Std-202, Method 106.
 $\Delta R \pm(0.5$ percent + 0.001 ohm) max.

Thermal Shock: Mil-Std-202, Method 107, Cond. F.
 $\Delta R \pm(0.3$ percent + 0.001 ohm) max.

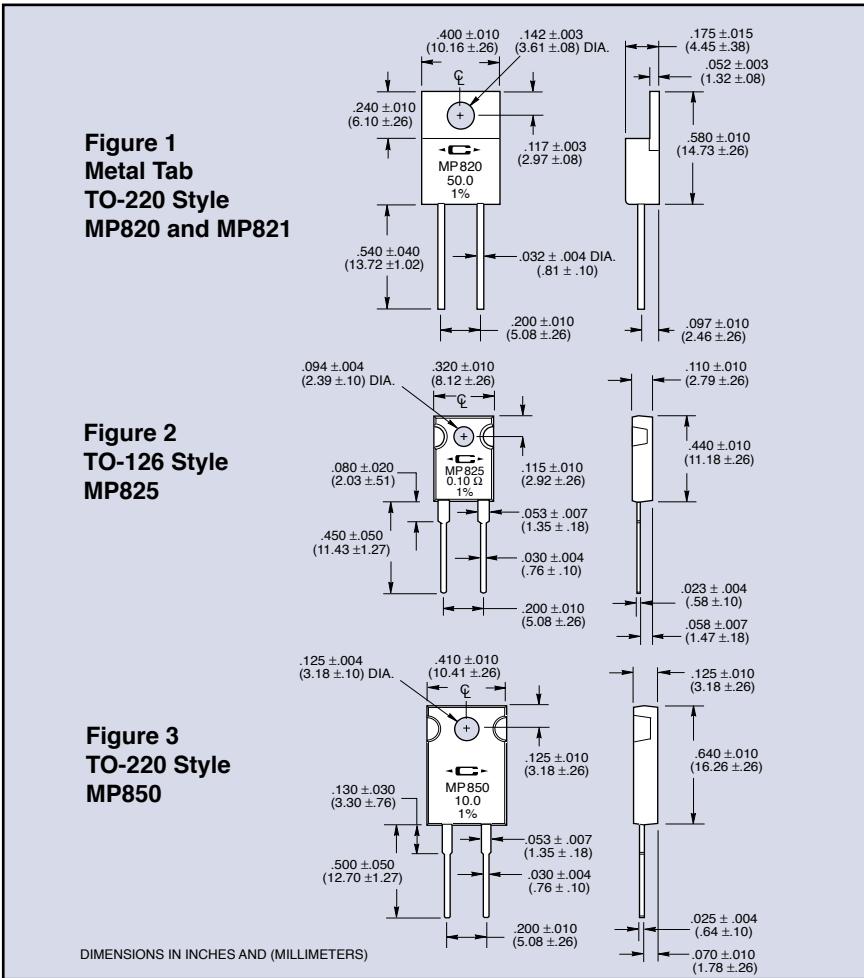
Shock: 100G, Mil-Std-202, Method 213, Cond. I.
 $\Delta R \pm(0.2$ percent + 0.001 ohm) max.

Vibration, High Frequency: Mil-Std-202, Method 204, Cond. D. $\Delta R \pm(0.2$ percent + 0.001 ohm) max.

Terminal Strength: Mil-Std-202, Method 211, Cond. A (Pull Test) 5 lbs. $\Delta R \pm(0.2$ percent + 0.001 ohm) max.

Terminal Material: Solderable

Measurement Note: For these specifications, resistance measurement shall be made at a point 0.2 inch (5.08 mm) from the resistor body.



Applications Engineering
17271 North Umpqua Hwy.
Roseburg, Oregon 97470-9422
Phone: (541) 496-0700
Fax: (541) 496-0408

CADDOCK ELECTRONICS, INC.
e-mail: caddock@caddock.com • web: www.caddock.com
For Caddock Distributors listed by country see caddock.com/contact/dist.html

Sales and Corporate Office
1717 Chicago Avenue
Riverside, California 92507-2364
Phone: (951) 788-1700
Fax: (951) 369-1151

Компания «Life Electronics» занимается поставками электронных компонентов импортного и отечественного производства от производителей и со складов крупных дистрибьюторов Европы, Америки и Азии.

С конца 2013 года компания активно расширяет линейку поставок компонентов по направлению коаксиальный кабель, кварцевые генераторы и конденсаторы (керамические, пленочные, электролитические), за счёт заключения дистрибьюторских договоров

Мы предлагаем:

- Конкурентоспособные цены и скидки постоянным клиентам.
- Специальные условия для постоянных клиентов.
- Подбор аналогов.
- Поставку компонентов в любых объемах, удовлетворяющих вашим потребностям.
- Приемлемые сроки поставки, возможна ускоренная поставка.
- Доставку товара в любую точку России и стран СНГ.
- Комплексную поставку.
- Работу по проектам и поставку образцов.
- Формирование склада под заказчика.
- Сертификаты соответствия на поставляемую продукцию (по желанию клиента).
- Тестирование поставляемой продукции.
- Поставку компонентов, требующих военную и космическую приемку.
- Входной контроль качества.
- Наличие сертификата ISO.

В составе нашей компании организован Конструкторский отдел, призванный помогать разработчикам, и инженерам.

Конструкторский отдел помогает осуществить:

- Регистрацию проекта у производителя компонентов.
- Техническую поддержку проекта.
- Защиту от снятия компонента с производства.
- Оценку стоимости проекта по компонентам.
- Изготовление тестовой платы монтаж и пусконаладочные работы.



Тел: +7 (812) 336 43 04 (многоканальный)

Email: org@lifeelectronics.ru