


# Ultra-Low Phase Noise OCXO

AOCJY7TQ



25.5 x 25.5 x 12.7mm

## FEATURES:

- Exceptional Close to the carrier Maximum Phase Noise of -155dBc/Hz @ 1kHz & -170dBc/Hz @ 10kHz offset from 100.0 MHz Carrier
- SC-Cut, High “Q” resonator based design
- 100.0MHz carrier frequency
- Excellent Frequency Stability of  $\pm 50.0$  ppb over the operating temperature range of -40°C to +70°C
- Tuned Sinewave output into a 50Ω load
- Industry Standard, 25.5 x 25.5 x 12.7mm RoHS compliant & Pb free package

## APPLICATIONS:

- COTS Military & Industrial Radios & Timing Circuits
- Cellular Infrastructure
- Radar Systems
- Test & Measurement Equipment
- GPS Tracking with precision hold-over accuracy
- WiMax / WLAN
- Precision primary frequency reference clocks

## STANDARD SPECIFICATIONS:

### Maximum Rating

Parameters	Rating
Storage Temperature Range	-55 to +125°C
Supply Voltage	-0.3 to 15V
Control Voltage	0 to 5V
ESD, HBM/CDM/MM	2kV/1kV/200V

Parameters	Minimum	Typical	Maximum	Units	Notes
Frequency (Fc)		100.000		MHz	
Initial Frequency Tolerance (@+25°C) at shipping			±300	ppb	
Warm-up Time (@+25°C)			5	minutes	with accuracy of ±100 ppb
<b>Frequency Stability Options (Ref. to Frequency @+25°C)</b>					
-40°C to +70°C			±50	ppb	Option “5”
-40°C to +70°C			±100	ppb	Option “1”
-40°C to +85°C			±200	ppb	Option “2”
Frequency Stability vs. Supply Voltage Change (Vdd±5%)			±10	ppb	
Frequency Stability vs. Load Change (Load±5%)			±10	ppb	
Aging per Day (after 30 days of operation)			±5	ppb	
Aging per Year (after 30 days of operation)			±500	ppb	
Supply Voltage (Vdd)	+11.4	+12.0	+12.6	V	
Power Consumption	During Warming-up		4.5	W	
	Steady@+25°C & still air		1.5	W	
<b>Control Port ( Applicable for Voltage Controlled version only)</b>					
Control Voltage Range (Vc)	+0	+2.5	+5	V	
Center Control Voltage (Vc)		+2.5		V	To be with-in ±300 ppb of Fc @ 25°C
Frequency Tuning Range		±1000		ppb	
Tuning Slope		Positive			
Linearity			±10	%	
Port Impedance	50			kΩ	

# Ultra-Low Phase Noise OCXO

AOCJY7TQ



25.5 x 25.5 x 12.7mm

## STANDARD SPECIFICATIONS:

(Continued)

Parameters	Minimum	Typical	Maximum	Unites	Notes
Phase Noise* (100MHz carrier frequency @25°C):		<-95	-93	dBc/Hz	Offset @10Hz
		<-126	-125		Offset @100Hz
		<-161	-155		Offset @1kHz
		-171	-170		Offset @10kHz
		-173	-170		Offset @100kHz
		-174	-170		Offset @1MHz
		-173	-170		Offset @10MHz
		-174	-170		Offset @20MHz
RMS Jitter (12kHz to 20MHz)		20	40	fs	
<b>Sine Wave Output</b>					
Output Level	8			dBm	
Harmonics			-30	dBc	
Spurious			-70	dBc	
Load		50		Ω	

\* Close to carrier phase noise is a few dB better in fixed clock configuration than the voltage controlled configuration

## PART IDENTIFICATION:

AOCJY7TQ -  - 100.000MHz -

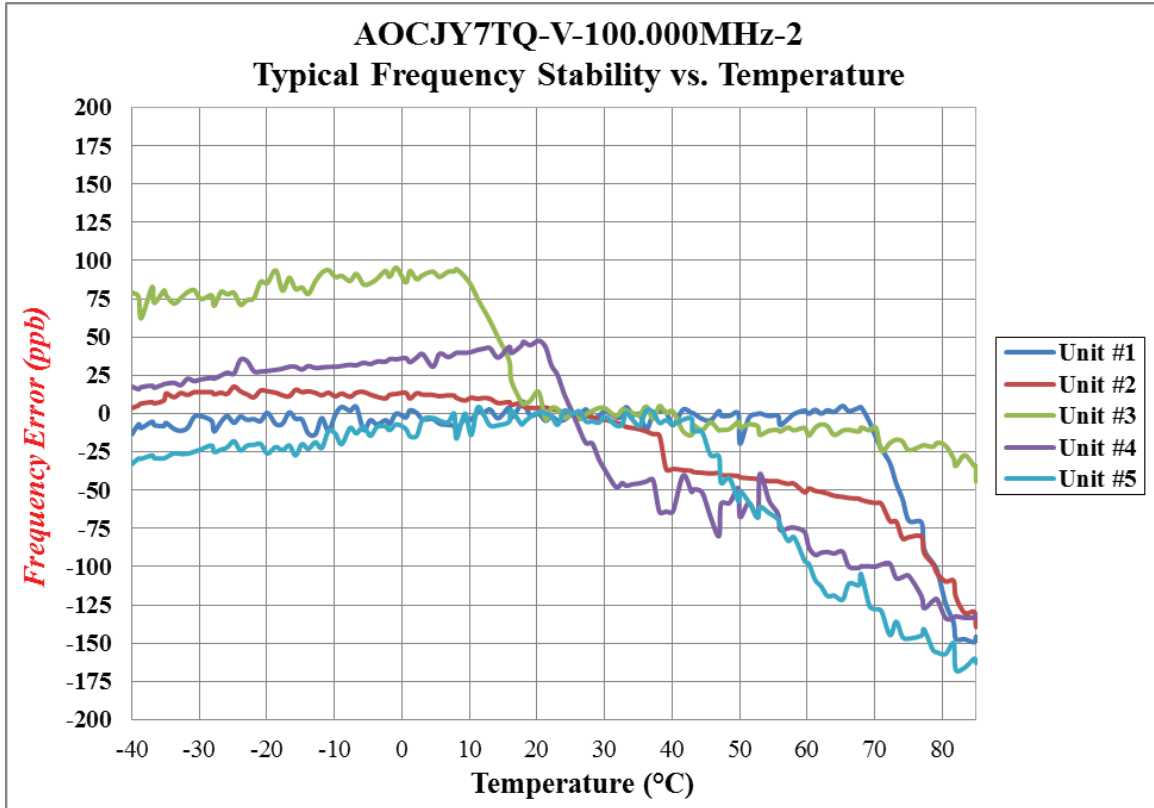
Fixed Clock or Voltage Controlled
X = Fixed Clock
V = Voltage Controlled

Freq. Stability over Operating Temp.
5: ±50ppb
1: ±100ppb
2: ±200ppb

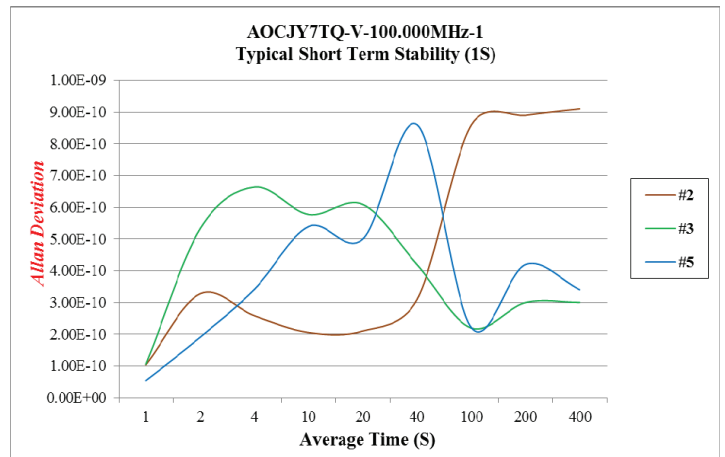
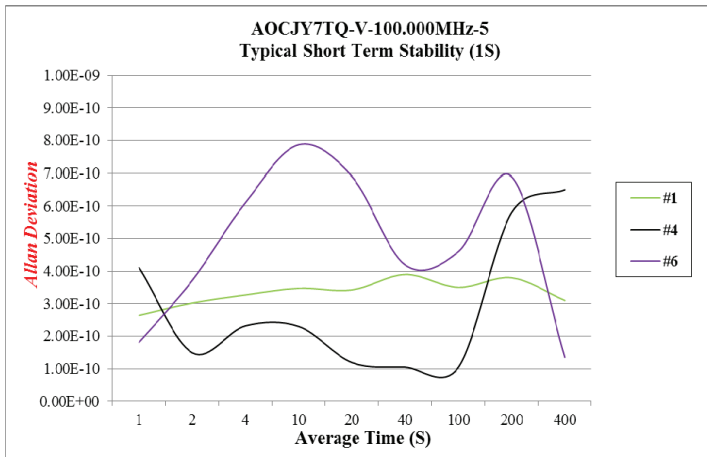


25.5 x 25.5 x 12.7mm

## TYPICAL FREQUENCY STABILITY VS. TEMPERATURE



## TYPICAL SHORT TERM STABILITY



# Ultra-Low Phase Noise OCXO

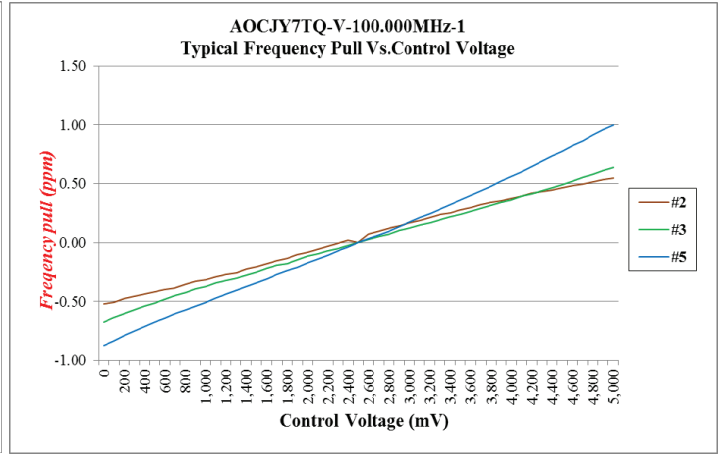
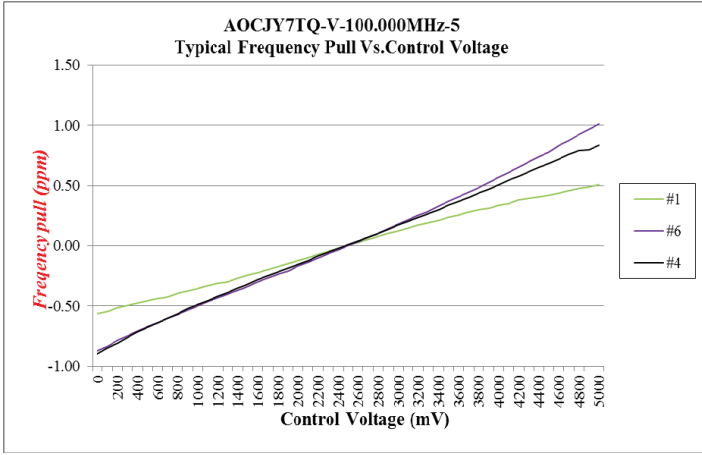


25.5 x 25.5 x 12.7mm

AOCJY7TQ

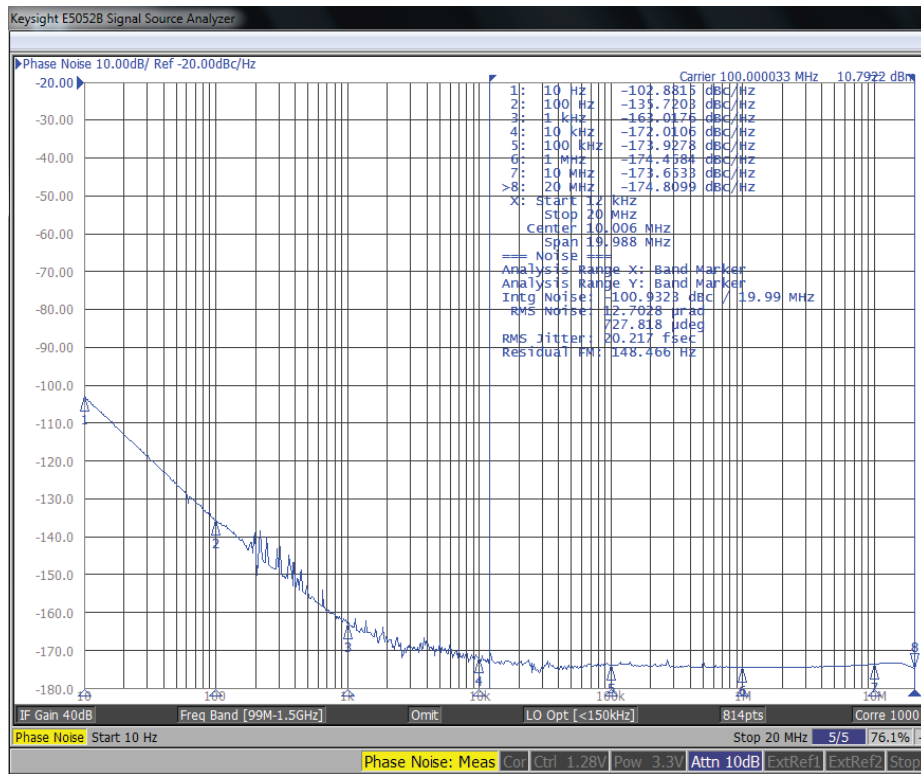


## TYPICAL FREQUENCY PULL VS. CONTROL VOLTAGE



## TYPICAL PHASE NOISE

### 100.00 MHz Carrier



ABRACON IS  
ISO9001:2008  
CERTIFIED



2 Faraday, Suite# B | Irvine | CA 92618 Revised: 07.21.15  
Ph. 949.546.8000 | Fax. 949.546.8001  
Visit [www.abracon.com](http://www.abracon.com) for Terms and Conditions of Sale

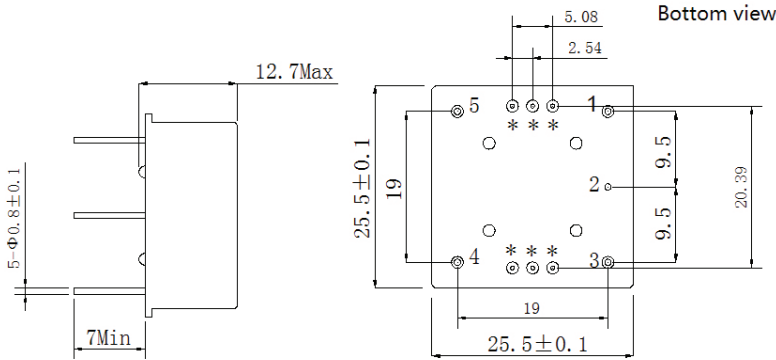
# Ultra-Low Phase Noise OCXO

AOCJY7TQ

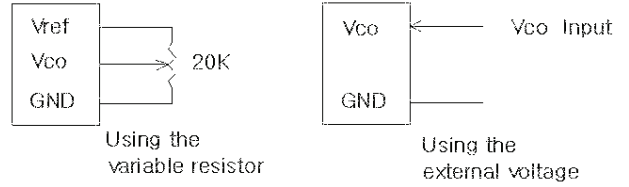


25.5 x 25.5 x 12.7mm

## OUTLINE DIMENSION:



### Reference Connection of Voltage Control Circuit



Pin	Function
1	RF Output
2	GND, Case
3	Vc (see Note 2 below)
4	Vref (See Note 3 below)
5	Vdd

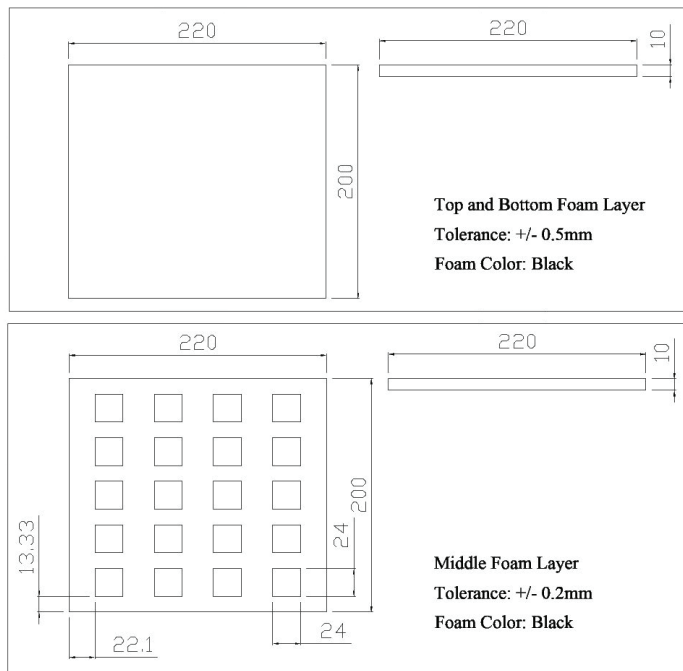
### Notes:

1. The pins with "\*" are for factory testing purpose.
2. Please leave pin 3 not connected if Vc is not used.
3. Please leave pin 4 not connected if Vref is not used.

Dimensions: mm

## TAPE & REEL:

### 20pcs/ ESD Foam Tray



Dimensions: mm

**ATTENTION:** Abracon Corporation's products are COTS – Commercial-Off-The-Shelf products; suitable for Commercial, Industrial and, where designated, Automotive Applications. Abracon's products are not specifically designed for Military, Aviation, Aerospace, Life-dependant Medical applications or any application requiring high reliability where component failure could result in loss of life and/or property. For applications requiring high reliability and/or presenting an extreme operating environment, written consent and authorization from Abracon Corporation is required. Please contact Abracon Corporation for more information.

ABRACON IS  
ISO9001:2008  
CERTIFIED



2 Faraday, Suite# B | Irvine | CA 92618 Revised: 07.21.15  
Ph. 949.546.8000 | Fax. 949.546.8001  
Visit [www.abracon.com](http://www.abracon.com) for Terms and Conditions of Sale

Компания «Life Electronics» занимается поставками электронных компонентов импортного и отечественного производства от производителей и со складов крупных дистрибьюторов Европы, Америки и Азии.

С конца 2013 года компания активно расширяет линейку поставок компонентов по направлению коаксиальный кабель, кварцевые генераторы и конденсаторы (керамические, пленочные, электролитические), за счёт заключения дистрибьюторских договоров

Мы предлагаем:

- Конкурентоспособные цены и скидки постоянным клиентам.
- Специальные условия для постоянных клиентов.
- Подбор аналогов.
- Поставку компонентов в любых объемах, удовлетворяющих вашим потребностям.
- Приемлемые сроки поставки, возможна ускоренная поставка.
- Доставку товара в любую точку России и стран СНГ.
- Комплексную поставку.
- Работу по проектам и поставку образцов.
- Формирование склада под заказчика.
- Сертификаты соответствия на поставляемую продукцию (по желанию клиента).
- Тестирование поставляемой продукции.
- Поставку компонентов, требующих военную и космическую приемку.
- Входной контроль качества.
- Наличие сертификата ISO.

В составе нашей компании организован Конструкторский отдел, призванный помогать разработчикам, и инженерам.

Конструкторский отдел помогает осуществить:

- Регистрацию проекта у производителя компонентов.
- Техническую поддержку проекта.
- Защиту от снятия компонента с производства.
- Оценку стоимости проекта по компонентам.
- Изготовление тестовой платы монтаж и пусконаладочные работы.



Тел: +7 (812) 336 43 04 (многоканальный)

Email: [org@lifeelectronics.ru](mailto:org@lifeelectronics.ru)