

# Type MG Precision High Voltage Resistors

## Now with Extended Resistance Range to 10,000 Megohms and Additional Models

Temperature Coefficient as tight as 80 ppm/°C, Combined with Excellent Long-Term Stability and Precision Tolerances.

Caddock's Micronox® resistance films are the source of the Type MG Precision High Voltage Resistors' outstanding combination of performance features:

- Single-resistor values as high as 10,000 Megohms.
- Maximum continuous operating voltages as high as 48,000 volts ("-15" ratings).
- Overvoltage capabilities of 150% of standard working voltages for all models and values, (except "-15" ratings).
- Resistance Tolerances from ±1.0% to ±0.1%.
- Temperature Coefficient, for standard resistance range, of 80 ppm/°C in combination with resistance tolerances as tight as ±0.1%.
- Type MG resistors have demonstrated stability of 0.01% per 1,000 hours in extended load life testing of standard resistance range values.

This exceptional performance has been proven through many years of use in equipment that demands the highest reliability and stability, including TWT amplifiers, X-ray systems, geophysical instruments, and medical electronics.

### Preconditioning for Power and Voltage Ratings

All power ratings and maximum operating voltage ratings are for continuous duty. These ratings are based on pre-stress voltage levels applied during the manufacturing process to provide for stable resistor performance even under momentary overload conditions.

Maximum operating voltages 60% higher than the values listed in the table may be specified by adding "-15" to the model number (Example: MG750-15). Note that overload and overvoltage ratings do not apply to the "-15" resistors. Resistance ranges for "-15" resistors shown in the table are from "-15 Min." to "Standard Max."

### Non-Inductive Performance

Most models are manufactured with Caddock's Non-Inductive Design which uses a serpentine resistive pattern that provides for neighboring lines to carry current in opposite directions, thereby achieving maximum cancellation of flux fields over the entire length of the resistor. This efficient non-inductive construction is accomplished without derating of any performance advantages.

Model No.	Wattage	Max. Continuous Oper. Volt.	Overload Rating	Dielect. Strength	Resistance				Dimensions in inches and (millimeters)		
					Min.	-15 Min.	Standard Max.	Extended Max.	A	B	C
MG650	0.5	600	Type 1	750	200 Ω	N/A	5 Meg	N/A	.313 ±0.020 (7.95 ±.51)	.094 ±0.015 (2.39 ±.38)	.025 ±0.002 (.64 ±.05)
MG655	0.5	600	Type 1	750	200 Ω	N/A	8 Meg	N/A	.313 ±0.030 (7.95 ±.76)	.109 ±0.025 (2.77 ±.64)	.025 ±0.002 (.64 ±.05)
MG660	0.6	1,000	Type 1	750	400 Ω	N/A	10 Meg	N/A	.500 ±0.030 (12.70 ±.76)	.094 ±0.015 (2.39 ±.38)	.025 ±0.002 (.64 ±.05)
MG680	0.8	2,000	Type 1	750	600 Ω	N/A	20 Meg	N/A	.750 ±0.030 (19.05 ±.76)	.094 ±0.015 (2.39 ±.38)	.025 ±0.002 (.64 ±.05)
MG710	1.0	4,000	Type 1	750	800 Ω	N/A	50 Meg	N/A	1.000 ±0.040 (25.40 ±1.02)	.094 ±0.015 (2.39 ±.38)	.025 ±0.002 (.64 ±.05)
MG712	0.6	1,000	Type 2	750	800 Ω	N/A	20 Meg	N/A	.400 ±0.060 (10.16 ±1.52)	.140 ±0.030 (3.56 ±.76)	.025 ±0.002 (.64 ±.05)
MG714	1.0	1,000	Type 2	750	200 Ω	6.5 Meg	20 Meg	N/A	.562 ±0.060 (14.27 ±1.52)	.150 ±0.030 (3.81 ±.76)	.032 ±0.002 (.81 ±.05)
MG715	1.0	2,000	Type 2	750	400 Ω	26 Meg	50 Meg	N/A	.750 ±0.060 (19.05 ±1.52)	.140 ±0.030 (3.56 ±.76)	.025 ±0.002 (.64 ±.05)
MG716	1.5	4,000	Type 2	750	600 Ω	70 Meg	75 Meg	N/A	1.000 ±0.060 (25.40 ±1.52)	.140 ±0.030 (3.56 ±.76)	.025 ±0.002 (.64 ±.05)
MG717	1.5	2,000	Type 2	750	600 Ω	17 Meg	75 Meg	225 M	.710 ±0.050 (18.03 ±1.27)	.240 ±0.030 (6.10 ±.76)	.040 ±0.002 (1.02 ±.05)
MG720	2.0	6,000	Type 2	750	1 K	N/A	150 Meg	N/A	1.500 ±0.080 (38.10 ±2.03)	.140 ±0.030 (3.56 ±.76)	.025 ±0.002 (.64 ±.05)
MG721	2.0	4,000	Type 2	750	200 Ω	51 Meg	100 Meg	300 M	1.000 ±0.050 (25.40 ±1.27)	.240 ±0.030 (6.10 ±.76)	.040 ±0.002 (1.02 ±.05)
MG725	2.5	10,000	Type 2	750	1.5 K	N/A	200 Meg	N/A	2.000 ±0.080 (50.80 ±2.03)	.140 ±0.030 (3.56 ±.76)	.025 ±0.002 (.64 ±.05)
MG730	3.0	6,000	Type 2	1,000	500 Ω	77 Meg	250 Meg	750 M	1.500 ±0.080 (38.10 ±2.03)	.240 ±0.030 (6.10 ±.76)	.040 ±0.002 (1.02 ±.05)
MG731	2.6	4,000	Type 2	1,000	200 Ω	40 Meg	150 Meg	750 M	1.000 ±0.060 (25.40 ±1.52)	.315 ±0.030 (8.00 ±.76)	.040 ±0.002 (1.02 ±.05)
MG735	3.6	10,000	Type 2	1,000	750 Ω	178 Meg	300 Meg	1,000 M	2.000 ±0.080 (50.80 ±2.03)	.240 ±0.030 (6.10 ±.76)	.040 ±0.002 (1.02 ±.05)
MG740	3.6	6,000	Type 2	1,000	300 Ω	64 Meg	300 Meg	1,500 M	1.500 ±0.060 (38.10 ±1.52)	.315 ±0.030 (8.00 ±.76)	.040 ±0.002 (1.02 ±.05)
MG745	5.0	15,000	Type 2	1,000	1 K	288 Meg	500 Meg	1,500 M	3.000 ±0.100 (76.20 ±2.54)	.240 ±0.030 (6.10 ±.76)	.040 ±0.002 (1.02 ±.05)
MG750	5.0	10,000	Type 2	1,000	400 Ω	128 Meg	500 Meg	2,500 M	2.125 ±0.060 (53.98 ±1.52)	.315 ±0.030 (8.00 ±.76)	.040 ±0.002 (1.02 ±.05)
MG780	7.5	15,000	Type 2	1,000	600 Ω	192 Meg	750 Meg	3,750 M	3.125 ±0.060 (79.38 ±1.52)	.315 ±0.030 (8.00 ±.76)	.040 ±0.002 (1.02 ±.05)
MG785	8.0	20,000	Type 2	1,000	800 Ω	320 Meg	1,000 Meg	5,000 M	4.000 ±0.120 (101.60 ±3.05)	.315 ±0.030 (8.00 ±.76)	.040 ±0.002 (1.02 ±.05)
MG810	10.0	25,000	Type 2	1,000	1 K	400 Meg	1,250 Meg	6,250 M	5.000 ±0.120 (127.00 ±3.05)	.315 ±0.030 (8.00 ±.76)	.040 ±0.002 (1.02 ±.05)
MG815	15.0	30,000	Type 2	1,000	1 K	384 Meg	2,000 Meg	10,000 M	6.000 ±0.120 (152.40 ±3.05)	.350 ±0.040 (8.89 ±1.02)	.040 ±0.002 (1.02 ±.05)

- Models with low inductance construction are in shaded areas.
- Models with Caddock's Non-Inductive Resistance Pattern are in non-shaded areas.

### Specifications:

#### Resistance Tolerance:

Resistance Range	Tolerance
Standard	±1%, ±0.5%, ±0.25%, ±0.1%
St'd with "-15" rating	±1%
Extended Range	±1%

#### Temperature Coefficient:

Resistance Range	TC Specifications
Standard and St'd with "-15" rating	±80 ppm/°C from -15°C to +105°C, referenced to +25°C.
Extended Range	±80 ppm/°C from +25°C to +105°C, -200 ppm/°C to +50 ppm/°C from -15°C to +25°C.

**Insulation Resistance:** 10,000 Megohms, min.

**Overload/Overvoltage:** 5 times rated power with applied voltage not to exceed 1.5 times maximum continuous operating voltage for 5 seconds.

Type 1: DC Voltage  
Type 2: DC Voltage or V<sub>rms</sub> AC

Resistance Range	Overload/Overvoltage, ΔR
Standard	0.5% max.
St'd with "-15" rating	N/A
Extended Range	0.8% max.

**Thermal Shock:** Mil-Std-202, Method 107, Cond. C, ΔR 0.25% max.

**Moisture Resistance:** Mil-Std-202, Method 106, ΔR 0.4% max.

**Load Life:** 1,000 hours at +125°C at rated voltage, not to exceed rated power.

Resistance Range	Load Life, ΔR
Standard	0.5% max.
St'd with "-15" rating	0.8% max.
Extended Range	0.8% max.

#### Solderable Leads

**Encapsulation:** High Temperature Silicone Conformal.

**Applications Engineering**  
17271 North Umpqua Hwy.  
Roseburg, Oregon 97470-9422  
Phone: (541) 496-0700  
Fax: (541) 496-0408


**CADDOCK ELECTRONICS, INC.**

e-mail: caddock@caddock.com • web: www.caddock.com  
For Caddock Distributors listed by country see caddock.com/contact/dist.html

**Sales and Corporate Office**  
1717 Chicago Avenue  
Riverside, California 92507-2364  
Phone: (951) 788-1700  
Fax: (951) 369-1151

# Type MG Precision High Voltage Resistors

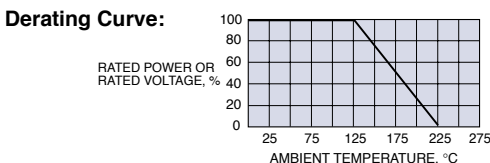
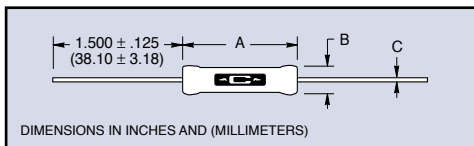
MG650	
MG655	
MG660	
MG680	
MG710	
MG712	
MG714	
MG715	
MG716	
MG720	
MG725	
MG717	
MG721	
MG730	
MG735	
MG745	
MG731	
MG740	
MG750	
MG780	
MG785	
MG810	
MG815	



**N** Non-inductive performance with Caddock's exclusive design

Most models are available with Caddock's Non-inductive Serpentine Pattern

Certain products shown in this catalog are covered by one or more patents, there are also patents pending.



## Design Assistance in Developing High Voltage Resistor Sets with Low TC Tracking.

For immediate engineering assistance in developing Low Ratio TC matched high voltage resistor sets, contact our Applications Engineering and we will be pleased to offer the best solution from our high voltage resistor product capabilities.

### Ordering Information:

Model Number: MG750 - 100M - 1% Tolerance  
 Resistor Value: \_\_\_\_\_

**Applications Engineering**  
 17271 North Umpqua Hwy.  
 Roseburg, Oregon 97470-9422  
 Phone: (541) 496-0700  
 Fax: (541) 496-0408

**CADDOCK ELECTRONICS, INC.**

e-mail: [caddock@caddock.com](mailto:caddock@caddock.com) • web: [www.caddock.com](http://www.caddock.com)  
 For Caddock Distributors listed by country see [caddock.com/contact/dist.html](http://caddock.com/contact/dist.html)

**Sales and Corporate Office**  
 1717 Chicago Avenue  
 Riverside, California 92507-2364  
 Phone: (951) 788-1700  
 Fax: (951) 369-1151

Компания «Life Electronics» занимается поставками электронных компонентов импортного и отечественного производства от производителей и со складов крупных дистрибьюторов Европы, Америки и Азии.

С конца 2013 года компания активно расширяет линейку поставок компонентов по направлению коаксиальный кабель, кварцевые генераторы и конденсаторы (керамические, пленочные, электролитические), за счёт заключения дистрибьюторских договоров

Мы предлагаем:

- Конкурентоспособные цены и скидки постоянным клиентам.
- Специальные условия для постоянных клиентов.
- Подбор аналогов.
- Поставку компонентов в любых объемах, удовлетворяющих вашим потребностям.
- Приемлемые сроки поставки, возможна ускоренная поставка.
- Доставку товара в любую точку России и стран СНГ.
- Комплексную поставку.
- Работу по проектам и поставку образцов.
- Формирование склада под заказчика.
- Сертификаты соответствия на поставляемую продукцию (по желанию клиента).
- Тестирование поставляемой продукции.
- Поставку компонентов, требующих военную и космическую приемку.
- Входной контроль качества.
- Наличие сертификата ISO.

В составе нашей компании организован Конструкторский отдел, призванный помогать разработчикам, и инженерам.

Конструкторский отдел помогает осуществить:

- Регистрацию проекта у производителя компонентов.
- Техническую поддержку проекта.
- Защиту от снятия компонента с производства.
- Оценку стоимости проекта по компонентам.
- Изготовление тестовой платы монтаж и пусконаладочные работы.



Тел: +7 (812) 336 43 04 (многоканальный)

Email: [org@lifeelectronics.ru](mailto:org@lifeelectronics.ru)