

Hermetically Sealed Threaded Case Filters

This series of filters features hermetic glass seals and high EMI filtering performance. They are excellent for critical applications that demand high reliability in the toughest environmental conditions and provide broadband high performance EMI filtering from 10 KHz to over 10 GHz.

Features

- Popular .375", .410" and .690" case diameters
- Voltage ratings from 50 VDC to 400 VDC/240 VAC, 400 Hz
- Filter configurations available: C, L, Pi, T and double T
- MIL-F-15733 and MIL-F-28861 QPL filters available



Low Pass Filters

Thread length: A - 0.187 (4.76) B - 0.312 (7.92)



Figure 1



Figure 2

Dimensions in inches (mm)

Note: ø .410 Max. for M28861 parts

Hermetically Sealed Threaded Case Filters

.375 ø C Circuit Standard

| Part Number | MIL No | See Pg. 84 for Fig. | Rated Voltage | | | | I Amp | Min Cap µF | DCR Max Ohms | Max L | | Thd Lgth | Minimum Insertion Loss (dB) | | | | | | |
|-----------------|--------|---------------------|---------------|----|-------|-----|-------|------------|--------------|-------|----------|----------|-----------------------------|-----|-----|-----|-----|-----|-----|
| | | | 85°C | | 125°C | | | | | In | (mm) | | 30 | 150 | 300 | 1 | 10 | 100 | 1 |
| | | | DC | AC | DC | AC | | | | | | | KHz | KHz | KHz | MHz | MHz | MHz | GHz |
| † 54-367-008 | — | 1 | 80 | — | 50 | — | 15 | 1.400 | 0.005 | 0.387 | (9.830) | A | 15 | 28 | 33 | 44 | 60 | 70 | 70 |
| 54-370-007 | — | 1 | 80 | — | 50 | — | 15 | 2.800 | 0.005 | 0.576 | (14.630) | A | 20 | 34 | 39 | 50 | 60 | 70 | 70 |
| 54-371-001 | — | 1 | 80 | — | 50 | — | 15 | 4.000 | 0.005 | 0.688 | (17.475) | A | 26 | 40 | 46 | 55 | 60 | 70 | 70 |
| 54-367-005 | — | 1 | 150 | — | 100 | — | 15 | 0.450 | 0.005 | 0.387 | (9.830) | A | 6 | 19 | 25 | 36 | 55 | 70 | 70 |
| † 9920-100-6002 | — | 1 | 200 | — | 150 | 125 | 15 | 0.150 | 0.005 | 0.387 | (9.830) | A | — | 6 | 15 | 26 | 42 | 55 | 70 |
| 54-367-007 | — | 1 | 250 | — | 200 | 125 | 15 | 0.015 | 0.005 | 0.387 | (9.830) | A | — | — | — | 6 | 25 | 45 | 50 |
| † 54-367-006 | — | 1 | 250 | — | 200 | 125 | 15 | 0.250 | 0.005 | 0.387 | (9.830) | A | — | 14 | 19 | 30 | 50 | 65 | 70 |
| 54-370-006 | — | 1 | 250 | — | 200 | 125 | 15 | 0.500 | 0.005 | 0.630 | (16.002) | A | 7 | 20 | 28 | 39 | 55 | 70 | 70 |
| 9923-100-6004 | — | 1 | 400 | — | 400 | 240 | 15 | 0.060 | 0.005 | 0.415 | (10.541) | A | — | 5 | 10 | 18 | 38 | 55 | 70 |

.375 ø C Circuit MIL Qualified (See MIL index on page 244-246 for complete MIL part number listing)

| Part Number | M15733 M28861 MIL No | See Pg. 84 for Fig. | Rated Voltage | | | | I Amp | Min Cap µF | DCR Max Ohms | Max L | | Thd Lgth | Minimum Insertion Loss (dB) | | | | | | |
|-------------|----------------------|---------------------|---------------|----|-------|-----|-------|------------|--------------|-------|----------|----------|-----------------------------|-----|-----|-----|-----|-----|-----|
| | | | 85°C | | 125°C | | | | | In | (mm) | | 30 | 150 | 300 | 1 | 10 | 100 | 1 |
| | | | DC | AC | DC | AC | | | | | | | KHz | KHz | KHz | MHz | MHz | MHz | GHz |
| 54-367-054 | 1-012 | 1 | — | — | 50 | — | 15 | 1.200 | 0.008 | 0.410 | (10.414) | B | 15 | 28 | 33 | 40 | 40 | 70 | 70 |
| 54-367-049 | 1-002 | 1 | — | — | 50 | — | 15 | 1.200 | 0.008 | 0.410 | (10.414) | A | 15 | 28 | 33 | 40 | 40 | 70 | 70 |
| 54-370-032 | 49-0008 | 1 | — | — | 50 | — | 15 | 2.100 | 0.010 | 0.576 | (14.630) | A | 20 | 33 | 40 | 50 | 65 | 70 | 70 |
| 54-367-055 | 1-014 | 1 | — | — | 70 | — | 15 | 0.700 | 0.008 | 0.410 | (10.414) | B | 10 | 24 | 30 | 40 | 40 | 64 | 70 |
| 54-370-030 | 34-0035 | 2 | — | — | 100 | — | 10 | 0.300 | 0.004 | 0.474 | (12.040) | A | 7 | 19 | 25 | 35 | 55 | 70 | 70 |
| 54-367-051 | 1-006 | 1 | — | — | 100 | — | 15 | 0.450 | 0.008 | 0.410 | (10.414) | A | 6 | 19 | 25 | 36 | 40 | 60 | 70 |
| 54-367-056 | 1-016 | 1 | — | — | 100 | — | 15 | 0.450 | 0.008 | 0.410 | (10.414) | B | 6 | 19 | 25 | 36 | 40 | 60 | 70 |
| 54-367-057 | 1-018 | 1 | — | — | 150 | — | 15 | 0.250 | 0.008 | 0.410 | (10.414) | B | — | 14 | 20 | 31 | 40 | 56 | 70 |
| 54-367-053 | 1-010 | 1 | — | — | 200 | 125 | 15 | 0.150 | 0.008 | 0.410 | (10.414) | A | — | 10 | 16 | 26 | 40 | 52 | 70 |
| 54-367-058 | 1-020 | 1 | — | — | 200 | 125 | 15 | 0.150 | 0.008 | 0.410 | (10.414) | B | — | 10 | 16 | 26 | 40 | 52 | 70 |
| 54-370-034 | 49-0010 | 1 | — | — | 330 | — | 15 | 0.062 | 0.004 | 0.680 | (17.272) | A | — | 2 | 7 | 17 | 37 | 55 | 70 |

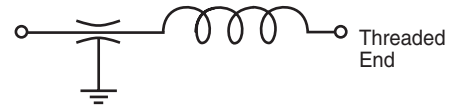
† Also available through Spectrum Control's authorized distributors.

Hermetically Sealed Threaded Case Filters

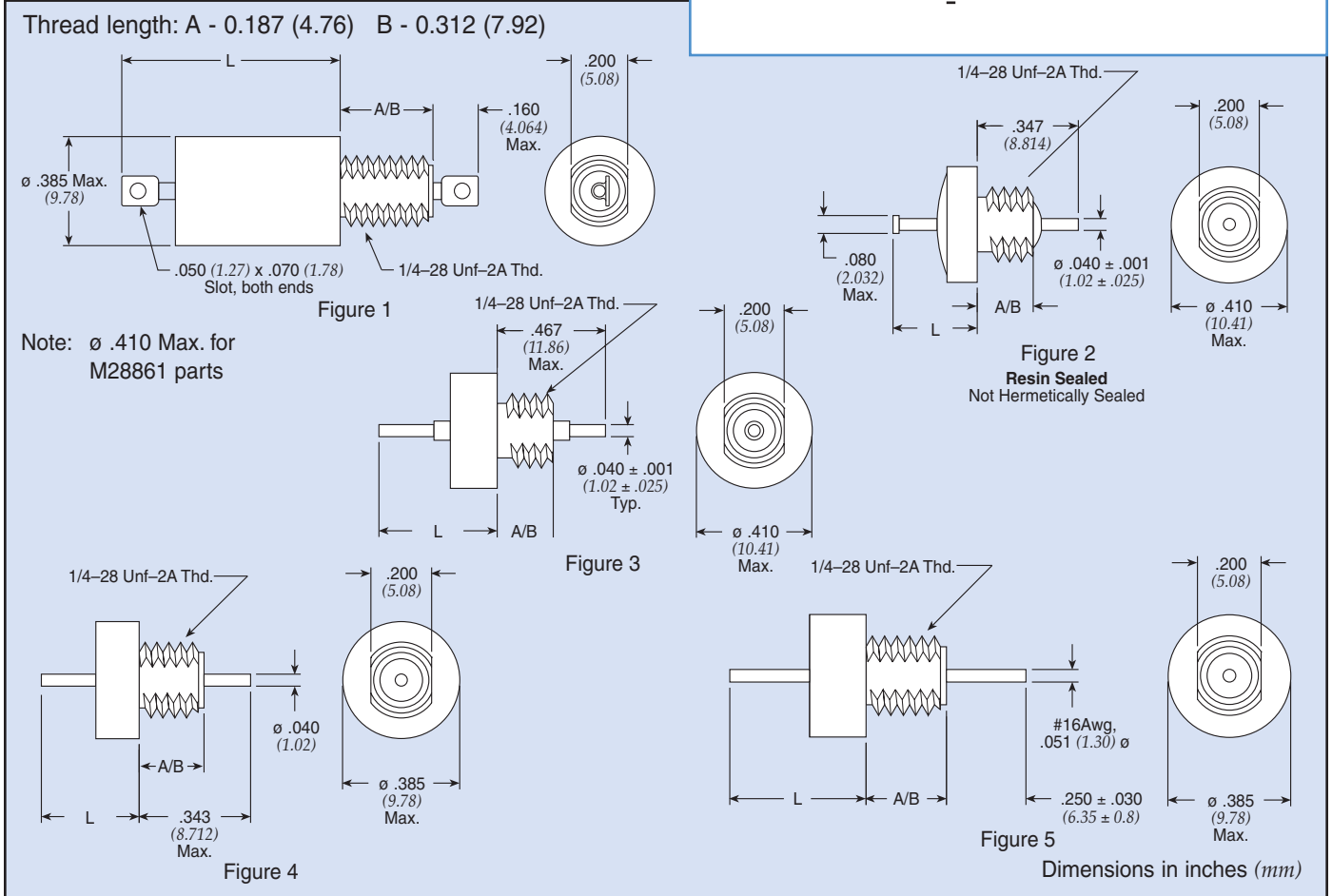
L-C Filter LT



L-C Filter LB



.375 ø L Circuit



Low Pass Filters

.375 ø L Standard Low Profile

| Part Number | MIL No | Figure | Rated Voltage | | | | I Amp | Min Cap µF | DCR Max Ohms | CKT | Max L In | Max L (mm) | Thd Lgth | Minimum Insertion Loss (dB) | | | | | | |
|-----------------|--------|------------------|---------------|----|----|----|-------|------------|--------------|-----|----------|------------|----------|-----------------------------|---------|---------|-------|--------|---------|-------|
| | | | DC | AC | DC | AC | | | | | | | | 30 KHz | 150 KHz | 300 KHz | 1 MHz | 10 MHz | 100 MHz | 1 GHz |
| † 9051-100-0000 | — | 1 | 80 | — | 50 | — | 15 | 1.200 | 0.005 | LB | 0.370 | (9.398) | A | 15 | 25 | 34 | 44 | 60 | 70 | 70 |
| † 51-359-001 € | — | 1 | 80 | — | 50 | — | 15 | 1.400 | 0.005 | LB | 0.370 | (9.398) | A | 15 | 28 | 33 | 44 | 60 | 70 | 70 |
| SCI-1021-000 | — | 2* | 80 | — | 50 | — | 15 | 1.400 | 0.003 | LB | 0.280 | (7.112) | A | 15 | 28 | 33 | 44 | 60 | 70 | 70 |
| † 9053-100-0001 | — | 1 | 80 | — | 50 | — | 15 | 1.400 | 0.005 | LB | 0.370 | (9.398) | A | 15 | 25 | 34 | 44 | 60 | 70 | 70 |
| † 51-717-001 € | — | 2* | 80 | — | 50 | — | 15 | 1.400 | 0.005 | LB | 0.325 | (8.255) | A | 15 | 28 | 33 | 44 | 60 | 70 | 70 |
| 51-344-006 | — | 4 | 80 | — | 50 | — | 15 | 1.400 | 0.005 | LB | 0.330 | (8.382) | A | 15 | 28 | 33 | 44 | 60 | 70 | 70 |
| † SCI-1020-000 | — | 1 | 80 | — | 50 | — | 15 | 1.400 | 0.003 | LB | 0.370 | (9.398) | A | 15 | 28 | 33 | 44 | 60 | 70 | 70 |
| SCI-1021-020 | — | 2 ⁰ * | 80 | — | 50 | — | 15 | 1.400 | 0.003 | LB | 0.280 | (7.112) | B | 15 | 28 | 33 | 44 | 60 | 70 | 70 |
| † SCI-1020-020 | — | 1 | 80 | — | 50 | — | 15 | 1.400 | 0.003 | LB | 0.370 | (9.398) | B | 15 | 28 | 33 | 44 | 60 | 70 | 70 |
| SCI-1150-001 | — | 1 | 80 | — | 50 | — | 15 | 2.800 | 0.003 | LB | 0.450 | (11.430) | B | 20 | 34 | 40 | 49 | 60 | 70 | 70 |
| 9051-101-0018 | — | 5 | 80 | — | 50 | — | 25 | 1.400 | 0.001 | LB | 0.450 | (11.430) | A | 15 | 25 | 34 | 44 | 60 | 70 | 70 |
| † 9053-100-0008 | — | 1 | 100 | — | 70 | — | 15 | 0.700 | 0.005 | LB | 0.370 | (9.398) | A | 9 | 20 | 29 | 39 | 52 | 70 | 70 |

* Part is resin sealed, this is not a hermetic part.

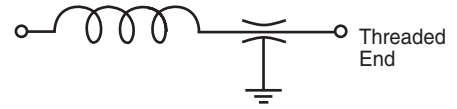
† Also available through Spectrum Control's authorized distributors.

€ Also available through Spectrum Control's authorized European distributors/agents.


◇ Note: 0.462" (11.73mm) length from mounting surface to end of lead — not 0.347" (8.8mm).

Hermetically Sealed Threaded Case Filters

L-C Filter LT



L-C Filter LB



.375 ø L Standard Low Profile *continued*

| Part Number | MIL No | See Pg. 86 for Fig | Rated Voltage | | | | I Amp | Min Cap µF | DCR Max Ohms | CKT | Max L | | Thd Lgth | Minimum Insertion Loss (dB) | | | | | | |
|----------------|--------|--------------------|---------------|-----|-------|-----|-------|------------|--------------|-----|-------|----------|----------|-----------------------------|---------|---------|-------|--------|---------|-------|
| | | | 85°C | | 125°C | | | | | | In | (mm) | | 30 KHz | 150 KHz | 300 KHz | 1 MHz | 10 MHz | 100 MHz | 1 GHz |
| | | | DC | AC | DC | AC | | | | | | | | | | | | | | |
| †9050-100-0008 | — | 2* | 100 | — | 70 | — | 15 | 0.750 | 0.005 | LB | 0.325 | (8.255) | A | 9 | 20 | 29 | 39 | 52 | 70 | 70 |
| †9053-100-0002 | — | 1 | 150 | — | 100 | — | 15 | 0.500 | 0.005 | LB | 0.370 | (9.398) | A | 4 | 12 | 21 | 31 | 48 | 70 | 70 |
| SCI-1250-001 | — | 1 | 150 | — | 100 | — | 15 | 0.500 | 0.003 | LB | 0.450 | (11.430) | B | 8 | 20 | 25 | 34 | 50 | 64 | 70 |
| €SCI-2150-000 | — | 1 | 150 | — | 100 | — | 15 | 1.000 | 0.003 | LB | 0.450 | (11.430) | A | 10 | 25 | 30 | 41 | 56 | 70 | 70 |
| SCI-2150-001 | — | 1 | 150 | — | 100 | — | 15 | 1.000 | 0.003 | LB | 0.450 | (11.430) | B | 10 | 25 | 30 | 41 | 56 | 70 | 70 |
| †51-717-007 | — | 2* | 250 | 125 | 200 | 125 | 15 | 0.015 | 0.005 | LB | 0.325 | (8.255) | A | — | — | — | 6 | 25 | 38 | 45 |
| †51-359-007 | — | 1 | 250 | 125 | 200 | 125 | 15 | 0.015 | 0.005 | LB | 0.370 | (9.398) | A | — | — | — | 6 | 25 | 38 | 50 |
| 9050-100-0011 | — | 2 | 350 | 125 | 300 | 125 | 15 | 0.150 | 0.008 | LB | 0.325 | (8.255) | A | — | 10 | 15 | 25 | 40 | 52 | 60 |
| €SCI-2350-000 | — | 1 | 300 | 125 | 300 | 125 | 15 | 0.250 | 0.003 | LB | 0.450 | (11.430) | A | 4 | 15 | 21 | 31 | 50 | 70 | 70 |
| SCI-2350-001 | — | 1 | 300 | 125 | 300 | 125 | 15 | 0.250 | 0.003 | LB | 0.450 | (11.430) | B | 4 | 15 | 21 | 31 | 50 | 70 | 70 |

* Part is resin sealed, this is not a hermetic part.

.375 ø L Circuit MIL Qualified Low Profile

(See MIL index on page 244-246 for complete MIL part number listing)

| Part Number | M15733 M28861 MIL No | See Pg. 86 for Fig | Rated Voltage | | | | I Amp | Min Cap µF | DCR Max Ohms | CKT | Max L | | Thd Lgth | Minimum Insertion Loss (dB) | | | | | | |
|-------------|----------------------|--------------------|---------------|----|-------|-----|-------|------------|--------------|-----|-------|----------|----------|-----------------------------|---------|---------|-------|--------|---------|-------|
| | | | 85°C | | 125°C | | | | | | In | (mm) | | 30 KHz | 150 KHz | 300 KHz | 1 MHz | 10 MHz | 100 MHz | 1 GHz |
| | | | DC | AC | DC | AC | | | | | | | | | | | | | | |
| †51-359-021 | 38-0004 | 1 | — | — | 50 | — | 10 | 1.400 | 0.008 | LB | 0.370 | (9.398) | A | 15 | 28 | 33 | 44 | 60 | 70 | 70 |
| †51-359-024 | 38-0005 | 1 | 80 | — | 50 | — | 10 | 1.400 | 0.008 | LB | 0.370 | (9.398) | A | 15 | 28 | 33 | 44 | 60 | 70 | 70 |
| †51-359-051 | 58-0001 | 1 | 80 | — | 50 | — | 10 | 1.400 | 0.008 | LB | 0.545 | (13.843) | A | 15 | 28 | 33 | 44 | 60 | 70 | 70 |
| 51-359-105 | 58-0004 | 1 | 80 | — | 50 | — | 10 | 1.400 | 0.008 | LT | 0.545 | (13.843) | B | 15 | 28 | 33 | 44 | 60 | 70 | 70 |
| †51-359-044 | 49-0006 | 1 | 100 | — | 50 | — | 15 | 1.200 | 0.010 | LB | 0.370 | (9.398) | A | 15 | 28 | 33 | 44 | 60 | 70 | 70 |
| †51-359-055 | 49-0007 | 3 | 100 | — | 50 | — | 15 | 1.200 | 0.010 | LB | 0.450 | (11.43) | A | 15 | 28 | 33 | 44 | 60 | 70 | 70 |
| 51-359-081 | 1-001 | 1 | — | — | 50 | — | 15 | 1.400 | 0.008 | LB | 0.410 | (10.414) | A | 15 | 28 | 33 | 40 | 40 | 70 | 70 |
| 51-359-086 | 1-011 | 1 | — | — | 50 | — | 15 | 1.400 | 0.008 | LB | 0.410 | (10.414) | B | 15 | 28 | 33 | 40 | 40 | 70 | 70 |
| †51-359-053 | 49-0001 | 4 | 100 | — | 50 | — | 15 | 0.680 | 0.010 | LB | 0.319 | (8.103) | A | 8 | 20 | 28 | 38 | 55 | 70 | 70 |
| 51-359-082 | 1-003 | 1 | — | — | 70 | — | 15 | 0.700 | 0.008 | LB | 0.410 | (10.414) | A | 10 | 24 | 30 | 40 | 40 | 64 | 70 |
| 51-359-083 | 1-005 | 1 | — | — | 100 | — | 15 | 0.450 | 0.008 | LB | 0.410 | (10.414) | A | 6 | 19 | 25 | 36 | 40 | 60 | 70 |
| 51-359-088 | 1-015 | 1 | — | — | 100 | — | 15 | 0.450 | 0.008 | LB | 0.410 | (10.414) | B | 6 | 19 | 25 | 36 | 40 | 60 | 70 |
| 51-359-084 | 1-007 | 1 | — | — | 150 | — | 15 | 0.250 | 0.008 | LB | 0.410 | (10.414) | A | — | 14 | 20 | 31 | 40 | 56 | 70 |
| 51-359-050 | 38-0008 | 1 | — | — | 200 | 125 | 15 | 0.030 | 0.008 | LB | 0.370 | (9.398) | A | — | — | — | 6 | 25 | 42 | 60 |
| 51-359-085 | 1-009 | 1 | — | — | 200 | 125 | 15 | 0.150 | 0.008 | LB | 0.410 | (10.414) | A | — | 10 | 16 | 26 | 40 | 52 | 70 |
| 51-359-090 | 1-019 | 1 | — | — | 200 | 125 | 15 | 0.150 | 0.008 | LB | 0.410 | (10.414) | B | — | 10 | 16 | 26 | 40 | 52 | 70 |

† Also available through Spectrum Control's authorized distributors.

€ Also available through Spectrum Control's authorized European distributors/agents.

Hermetically Sealed Threaded Case Filters

.375 ø L Circuit



L-C Filter LT



L-C Filter LB



.375 ø L Circuit Standard Product

| Part Number | MIL No | Figure | Rated Voltage | | | | I Amp | Min Cap µF | DCR Max Ohms | CKT | Max L In | L (mm) | Thd Lgth | Minimum Insertion Loss (dB) | | | | | | |
|----------------|--------|--------|---------------|---------|----------|----------|-------|------------|--------------|-----|----------|----------|----------|-----------------------------|---------|---------|-------|--------|---------|-------|
| | | | 85°C DC | 85°C AC | 125°C DC | 125°C AC | | | | | | | | 30 KHz | 150 KHz | 300 KHz | 1 MHz | 10 MHz | 100 MHz | 1 GHz |
| 51-353-007 | — | 1 | 80 | — | 50 | — | 0.06 | 1.400 | 70.000 | LB | 0.770 | (19.558) | A | 44 | 70 | 70 | 70 | 70 | 70 | 70 |
| 51-353-095 | — | 1 | 80 | — | 50 | — | 0.15 | 1.400 | 12.000 | LT | 0.960 | (24.384) | A | 21 | 52 | 64 | 70 | 70 | 70 | 70 |
| 51-353-003 | — | 1 | 80 | — | 50 | — | 0.45 | 1.400 | 1.200 | LB | 0.770 | (19.558) | A | 16 | 31 | 37 | 55 | 70 | 70 | 70 |
| 51-353-099 | — | 1 | 80 | — | 50 | — | 1.00 | 1.400 | 0.250 | LT | 0.770 | (19.558) | A | 16 | 33 | 44 | 70 | 70 | 70 | 70 |
| 51-353-100 | — | 1 | 80 | — | 50 | — | 5.00 | 1.400 | 0.015 | LT | 0.770 | (19.558) | A | 15 | 28 | 33 | 46 | 70 | 70 | 70 |
| †9200-300-0025 | — | 1 | 80 | — | 50 | — | 10.00 | 1.200 | 0.010 | LB | 0.450 | (11.430) | A | 15 | 28 | 33 | 44 | 60 | 70 | 70 |

† Also available through Spectrum Control's authorized distributors.

Hermetically Sealed Threaded Case Filters

L-C Filter LT



L-C Filter LB



.375 ø L Circuit Standard Product *continued*

| Part Number | MIL No | See Pg. 88 for Fig | Rated Voltage | | | | I Amp | Min Cap µF | DCR Max Ohms | CKT | Max L | | Thd Lgth | Minimum Insertion Loss (dB) | | | | | | |
|----------------|--------|--------------------|---------------|----|-------|-----|-------|------------|--------------|-----|-------|----------|----------|-----------------------------|---------|---------|-------|--------|---------|-------|
| | | | 85°C | | 125°C | | | | | | In | (mm) | | 30 KHz | 150 KHz | 300 KHz | 1 MHz | 10 MHz | 100 MHz | 1 GHz |
| | | | DC | AC | DC | AC | | | | | | | | | | | | | | |
| †9200-303-0095 | — | 1 | 80 | — | 50 | — | 10.00 | 1.200 | 0.010 | LB | 0.450 | (11.430) | B | 15 | 28 | 33 | 44 | 60 | 70 | 70 |
| 51-353-101 | — | 1 | 80 | — | 50 | — | 10.00 | 1.400 | 0.010 | LT | 0.450 | (11.430) | A | 14 | 28 | 33 | 44 | 60 | 70 | 70 |
| 51-353-109 | — | 1 | 80 | — | 50 | — | 10.00 | 1.400 | 0.010 | LT | 0.450 | (11.430) | B | 15 | 28 | 33 | 44 | 60 | 70 | 70 |
| 51-353-120 | — | 1 | 150 | — | 100 | — | 1.00 | 0.750 | 0.250 | LB | 0.758 | (19.253) | A | 9 | 27 | 36 | 57 | 70 | 70 | 70 |
| 9000-103-0019 | — | 1 | 150 | — | 100 | — | 5.00 | 0.450 | 0.015 | LT | 0.758 | (19.253) | B | 6 | 20 | 26 | 37 | 68 | 70 | 70 |
| SCI-2120-014 | — | 1 | 150 | — | 100 | — | 10.00 | 1.000 | 0.003 | LB | 0.450 | (11.430) | B | 14 | 28 | 34 | 44 | 52 | 70 | 70 |
| 51-353-110 | — | 1 | 250 | — | 200 | 125 | 1.00 | 0.250 | 0.250 | LT | 0.758 | (19.253) | A | — | 17 | 29 | 50 | 70 | 70 | 70 |
| †51-353-111 | — | 1 | 250 | — | 200 | 125 | 1.00 | 0.250 | 0.250 | LB | 0.758 | (19.253) | A | — | 17 | 29 | 50 | 70 | 70 | 70 |
| 51-353-112 | — | 1 | 250 | — | 200 | 125 | 3.00 | 0.250 | 0.050 | LT | 0.758 | (19.253) | A | — | 13 | 20 | 35 | 70 | 70 | 70 |
| †51-353-113 | — | 1 | 250 | — | 200 | 125 | 3.00 | 0.250 | 0.050 | LB | 0.758 | (19.253) | A | — | 13 | 20 | 35 | 70 | 70 | 70 |
| 51-353-114 | — | 1 | 250 | — | 200 | 125 | 5.00 | 0.250 | 0.015 | LT | 0.758 | (19.253) | A | — | 12 | 20 | 30 | 62 | 70 | 70 |
| 51-353-116 | — | 1 | 250 | — | 200 | 125 | 10.00 | 0.250 | 0.010 | LT | 0.450 | (11.430) | A | — | 15 | 20 | 30 | 50 | 70 | 70 |
| SCI-2320-010 | — | 1 | 300 | — | 300 | 125 | 0.50 | 0.150 | 1.000 | LB | 0.758 | (19.253) | B | — | 23 | 35 | 56 | 70 | 70 | 70 |
| SCI-2320-004 | — | 1 | 300 | — | 300 | 125 | 1.00 | 0.150 | 0.250 | LB | 0.758 | (19.253) | A | — | 10 | 21 | 41 | 70 | 70 | 70 |
| SCI-2320-005 | — | 1 | 300 | — | 300 | 125 | 2.00 | 0.150 | 0.063 | LB | 0.758 | (19.253) | A | — | 8 | 14 | 30 | 70 | 70 | 70 |
| SCI-2320-006 | — | 1 | 300 | — | 300 | 125 | 3.00 | 0.150 | 0.027 | LB | 0.758 | (19.253) | A | — | 8 | 14 | 26 | 64 | 70 | 70 |
| SCI-2320-007 | — | 1 | 300 | — | 300 | 125 | 10.00 | 0.150 | 0.003 | LB | 0.450 | (11.430) | A | — | 8 | 14 | 25 | 45 | 52 | 70 |
| SCI-2320-014 | — | 1 | 300 | — | 300 | 125 | 10.00 | 0.150 | 0.003 | LB | 0.450 | (11.430) | B | — | 8 | 14 | 25 | 45 | 52 | 70 |

Low Pass Filters

.375 ø L Circuit MIL Qualified Profile

(See MIL index on pages 244-246 for complete MIL part number listing)

| Part Number | M15733 MIL No | See Pg. 88 for Fig | Rated Voltage | | | | I Amp | Min Cap µF | DCR Max Ohms | CKT | Max L | | Thd Lgth | Minimum Insertion Loss (dB) | | | | | | |
|-------------|---------------|--------------------|---------------|----|-------|----|-------|------------|--------------|-----|-------|----------|----------|-----------------------------|---------|---------|-------|--------|---------|-------|
| | | | 85°C | | 125°C | | | | | | In | (mm) | | 30 KHz | 150 KHz | 300 KHz | 1 MHz | 10 MHz | 100 MHz | 1 GHz |
| | | | DC | AC | DC | AC | | | | | | | | | | | | | | |
| 51-390-018 | 23-0026 | 1 | — | — | 50 | — | 0.50 | 1.400 | 0.360 | LB | 0.630 | (16.002) | A | 12 | 36 | 48 | 69 | 70 | 70 | 70 |
| 51-390-026 | 23-0038 | 1 | — | — | 50 | — | 1.00 | 1.400 | 0.140 | LB | 0.630 | (16.002) | A | 11 | 26 | 36 | 55 | 70 | 70 | 70 |
| 51-390-034 | 23-0050 | 1 | — | — | 50 | — | 2.00 | 1.400 | 0.070 | LB | 0.630 | (16.002) | A | 10 | 24 | 32 | 48 | 70 | 70 | 70 |
| †51-353-067 | 24-0006 | 1 | 80 | — | 50 | — | 10.00 | 1.400 | 0.010 | LB | 0.760 | (19.304) | B | 15 | 28 | 31 | 42 | 56 | 70 | 70 |
| 51-353-207 | 34-0007 | 1 | — | — | 50 | — | 10.00 | 1.400 | 0.010 | LB | 0.760 | (19.304) | A | 15 | 28 | 31 | 42 | 56 | 70 | 70 |
| 51-444-072 | 58-0002 | 1 | 80 | — | 50 | — | 10.00 | 1.400 | 0.008 | LT | 0.545 | (13.843) | A | 15 | 28 | 33 | 44 | 60 | 70 | 70 |
| †51-353-066 | 24-0005 | 1 | 80 | — | 50 | — | 10.00 | 1.400 | 0.010 | LB | 0.760 | (19.304) | A | 15 | 28 | 31 | 42 | 56 | 70 | 70 |
| 51-353-287 | 39-0014 | 1 | — | — | 50 | — | 10.00 | 1.400 | 0.003 | LT | 0.760 | (19.304) | B | 14 | 28 | 34 | 44 | 52 | 70 | 70 |
| †51-444-060 | 24-0008 | 1 | 80 | — | 50 | — | 10.00 | 1.400 | 0.010 | LT | 0.740 | (18.796) | B | 15 | 28 | 31 | 42 | 56 | 70 | 70 |
| †51-343-028 | 38-0002 | 1 | — | — | 50 | — | 15.00 | 1.400 | 0.008 | LB | 0.481 | (12.217) | A | 15 | 28 | 33 | 44 | 64 | 70 | 70 |
| †51-343-034 | 38-0006 | 1 | — | — | 50 | — | 15.00 | 1.400 | 0.008 | LB | 0.481 | (12.217) | B | 15 | 28 | 33 | 44 | 64 | 70 | 70 |
| 51-353-053 | 25-0003 | 1 | — | — | 100 | — | 1.00 | 0.450 | 0.250 | LB | 0.738 | (18.745) | A | 6 | 23 | 34 | 55 | 70 | 70 | 70 |
| †51-353-054 | 25-0005 | 1 | — | — | 100 | — | 5.00 | 0.450 | 0.015 | LT | 0.758 | (19.253) | A | 6 | 17 | 23 | 35 | 69 | 70 | 70 |
| †51-353-055 | 25-0008 | 1 | — | — | 100 | — | 5.00 | 0.450 | 0.015 | LB | 0.738 | (18.745) | A | 6 | 17 | 23 | 35 | 69 | 70 | 70 |
| 51-353-155 | 39-0008 | 1 | — | — | 100 | — | 5.00 | 0.450 | 0.015 | LB | 0.760 | (19.304) | A | 6 | 20 | 26 | 35 | 60 | 60 | 70 |
| 51-444-039 | 25-0017 | 1 | — | — | 100 | — | 5.00 | 0.450 | 0.015 | LT | 0.758 | (19.253) | B | 6 | 17 | 23 | 35 | 69 | 70 | 70 |

† Also available through Spectrum Control's authorized distributors.

Hermetically Sealed Threaded Case Filters

L-C Filter LT



L-C Filter LB



.375 ø L Circuit MIL Qualified Profile *continued*

(See MIL index on pages 244-246 for complete MIL part number listing)

| Part Number | M15733 MIL No | See Pg. 88 for Fig | Rated Voltage | | | | I Amp | Min Cap μ F | DCR Max Ohms | CKT | Max L In (mm) | Thd Lgth | Minimum Insertion Loss (dB) | | | | | | | |
|--------------|---------------|--------------------|---------------|----|-------|-----|-------|-----------------|--------------|-----|----------------|----------|-----------------------------|---------|---------|-------|--------|---------|-------|--|
| | | | 85°C | | 125°C | | | | | | | | 30 KHz | 150 KHz | 300 KHz | 1 MHz | 10 MHz | 100 MHz | 1 GHz | |
| | | | DC | AC | DC | AC | | | | | | | | | | | | | | |
| 51-444-040 | 25-0020 | 1 | — | — | 100 | | 5.00 | 0.450 | 0.015 | LB | 0.738 (18.745) | B | 6 | 17 | 23 | 35 | 69 | 70 | 70 | |
| 51-353-156 | 39-0009 | 1 | — | — | 100 | | 10.00 | 0.450 | 0.003 | LT | 0.760 (19.304) | A | 6 | 20 | 26 | 35 | 56 | 60 | 70 | |
| 51-353-157 | 39-0010 | 1 | — | — | 100 | | 10.00 | 0.450 | 0.003 | LB | 0.760 (19.304) | A | 6 | 20 | 26 | 35 | 56 | 60 | 70 | |
| + 51-353-076 | 26-0001 | 1 | — | — | 150 | 125 | 1.00 | 0.250 | 0.250 | LT | 0.758 (19.253) | A | — | 13 | 24 | 45 | 80 | 70 | 70 | |
| + 51-353-077 | 26-0003 | 1 | — | — | 150 | 125 | 1.00 | 0.250 | 0.250 | LB | 0.738 (18.745) | A | — | 13 | 24 | 45 | 80 | 70 | 70 | |
| 51-444-043 | 26-0013 | 1 | — | — | 150 | 125 | 1.00 | 0.250 | 0.250 | LT | 0.758 (19.253) | B | — | 13 | 24 | 45 | 80 | 70 | 70 | |
| 51-444-044 | 26-0015 | 1 | — | — | 150 | 125 | 1.00 | 0.250 | 0.250 | LB | 0.738 (18.745) | B | — | 13 | 24 | 45 | 80 | 70 | 70 | |
| 51-390-040 | 23-0058 | 1 | — | — | 150 | | 2.00 | 0.250 | 0.070 | LT | 0.630 (16.002) | A | 3 | 15 | 23 | 38 | 60 | 70 | 60 | |
| 51-390-039 | 23-0057 | 1 | — | — | 150 | | 2.00 | 0.250 | 0.070 | LT | 0.630 (16.002) | B | 3 | 15 | 23 | 38 | 60 | 70 | 60 | |
| 51-444-005 | 34-0015 | 1 | — | — | 150 | 125 | 3.00 | 0.150 | 0.050 | LT | 0.758 (19.253) | B | — | 8 | 15 | 30 | 68 | 70 | 70 | |
| + 51-353-078 | 26-0004 | 1 | — | — | 150 | 125 | 3.00 | 0.250 | 0.050 | LT | 0.758 (19.253) | A | — | 8 | 15 | 30 | 68 | 70 | 70 | |
| + 51-353-079 | 26-0006 | 1 | — | — | 150 | 125 | 3.00 | 0.250 | 0.050 | LB | 0.738 (18.745) | A | — | 8 | 15 | 30 | 68 | 70 | 70 | |
| + 51-444-046 | 26-0018 | 1 | — | — | 150 | 125 | 3.00 | 0.250 | 0.050 | LB | 0.738 (18.745) | B | — | 8 | 15 | 30 | 68 | 70 | 70 | |
| 51-444-047 | 26-0019 | 1 | — | — | 150 | 125 | 5.00 | 0.250 | 0.015 | LT | 0.758 (19.253) | B | — | 8 | 14 | 25 | 58 | 70 | 70 | |
| + 51-353-080 | 26-0007 | 1 | — | — | 150 | 125 | 5.00 | 0.250 | 0.015 | LT | 0.758 (19.253) | A | — | 8 | 14 | 25 | 58 | 70 | 70 | |
| 51-353-081 | 26-0010 | 1 | — | — | 150 | 125 | 5.00 | 0.250 | 0.015 | LB | 0.738 (18.745) | A | — | 8 | 14 | 25 | 58 | 70 | 70 | |
| 51-444-027 | 34-0030 | 1 | — | — | 200 | 125 | 5.00 | 0.250 | 0.150 | LB | 0.900 (22.860) | A | 2 | 15 | 21 | 32 | 60 | 70 | 70 | |
| 51-444-117 | 54-0018 | 2 | — | — | 300 | 125 | 1.00 | 0.150 | 0.250 | LB | 0.740 (18.796) | A | — | 10 | 21 | 41 | 70 | 70 | 70 | |

† Also available through Spectrum Control's authorized distributors.

Hermetically Sealed Threaded Case Filters



.375 ø Pi Circuit



.375 ø Pi Circuit Standard Product

| Part Number | MIL No | Figure | Rated Voltage | | | | I Amp | Min Cap µF | DCR Max Ohms | Max L | | Thd Lgth | Minimum Insertion Loss (dB) | | | | | | |
|----------------|--------|--------|---------------|---------|----------|----------|-------|------------|--------------|-------|----------|----------|-----------------------------|---------|---------|-------|--------|---------|-------|
| | | | 85°C DC | 85°C AC | 125°C DC | 125°C AC | | | | In | (mm) | | 30 KHz | 150 KHz | 300 KHz | 1 MHz | 10 MHz | 100 MHz | 1 GHz |
| SCI-2030-010 | — | 2 | 80 | — | 50 | — | 0.50 | 1.500 | 1.000 | 0.758 | (19.253) | B | 24 | 66 | 70 | 70 | 70 | 70 | |
| SCI-2030-004 | — | 2 | 80 | — | 50 | — | 1.00 | 1.500 | 0.250 | 0.758 | (19.253) | A | 15 | 54 | 70 | 70 | 70 | 70 | |
| SCI-2030-005 | — | 2 | 80 | — | 50 | — | 2.00 | 1.500 | 0.063 | 0.758 | (19.253) | A | — | 45 | 62 | 70 | 70 | 70 | |
| SCI-2030-006 | — | 2 | 80 | — | 50 | — | 3.00 | 1.500 | 0.027 | 0.758 | (19.253) | A | — | 35 | 55 | 70 | 70 | 70 | |
| SCI-2030-013 | — | 2 | 80 | — | 50 | — | 3.00 | 1.500 | 0.027 | 0.758 | (19.253) | B | — | 35 | 55 | 70 | 70 | 70 | |
| †9001-100-1080 | — | 1 | 80 | — | 50 | — | 5.00 | 2.800 | 0.015 | 0.758 | (19.253) | A | — | 18 | 60 | 70 | 70 | 70 | |
| †9001-100-1081 | — | 1 | 80 | — | 50 | — | 10.0 | 2.800 | 0.005 | 0.758 | (19.253) | A | 21 | 32 | 40 | 35 | 68 | 70 | 70 |
| SCI-2130-009 | — | 1 | 150 | — | 100 | — | 0.25 | 1.000 | 4.000 | 0.758 | (19.253) | B | 28 | 70 | 70 | 70 | 70 | 70 | |
| 51-311-319 | — | 1 | 150 | — | 100 | — | 0.50 | 1.000 | 0.600 | 0.758 | (19.253) | A | — | 51 | 69 | 70 | 70 | 70 | |
| †9001-100-1010 | — | 1 | 150 | — | 100 | — | 0.50 | 1.000 | 0.600 | 0.758 | (19.253) | A | 6 | 39 | 68 | 70 | 70 | 70 | |
| 51-311-320 | — | 1 | 150 | — | 100 | — | 1.00 | 1.000 | 0.250 | 0.758 | (19.253) | A | — | 41 | 60 | 70 | 70 | 70 | |
| †9001-100-1013 | — | 1 | 150 | — | 100 | — | 1.00 | 1.000 | 0.250 | 0.758 | (19.253) | A | — | 28 | 59 | 70 | 70 | 70 | |
| 51-311-321 | — | 1 | 150 | — | 100 | — | 3.00 | 1.000 | 0.060 | 0.758 | (19.253) | A | — | 16 | 41 | 70 | 70 | 70 | |
| †51-311-322 | — | 1 | 150 | — | 100 | — | 5.00 | 1.000 | 0.015 | 0.758 | (19.253) | A | — | — | 28 | 65 | 70 | 70 | |
| SCI-2130-007 | — | 1 | 150 | — | 100 | — | 10.0 | 1.000 | 0.003 | 0.758 | (19.253) | A | 9 | 24 | 29 | 40 | 70 | 70 | |
| SCI-2130-014 | — | 1 | 150 | — | 100 | — | 10.0 | 1.000 | 0.005 | 0.758 | (19.253) | B | 9 | 24 | 29 | 40 | 70 | 70 | |
| 51-311-316 | — | 1 | 250 | 125 | 200 | 125 | 1.00 | 0.300 | 0.250 | 0.758 | (19.253) | A | — | 20 | 40 | 70 | 70 | 70 | |
| 51-311-317 | — | 1 | 250 | 125 | 200 | 125 | 3.00 | 0.300 | 0.050 | 0.758 | (19.253) | A | — | — | 20 | 55 | 70 | 70 | |
| †9001-100-1025 | — | 1 | 250 | 125 | 200 | 125 | 5.00 | 0.300 | 0.015 | 0.758 | (19.253) | A | — | — | 12 | 50 | 70 | 70 | 80 |
| SCI-2330-009 | — | 1 | 300 | 125 | 300 | 125 | 0.25 | 0.300 | 4.000 | 0.758 | (19.253) | B | 8 | 50 | 66 | 70 | 70 | 70 | |
| SCI-2330-010 | — | 1 | 300 | 125 | 300 | 125 | 0.50 | 0.300 | 1.000 | 0.758 | (19.253) | B | — | 40 | 56 | 70 | 70 | 70 | |
| SCI-2330-012 | — | 1 | 300 | 125 | 300 | 125 | 2.00 | 0.300 | 0.063 | 0.758 | (19.253) | B | — | 18 | 33 | 63 | 70 | 70 | |
| SCI-2330-007 | — | 1 | 300 | 125 | 300 | 125 | 10.0 | 0.300 | 0.003 | 0.758 | (19.253) | A | — | 14 | 20 | 30 | 70 | 70 | |

† Also available through Spectrum Control's authorized distributors.

Hermetically Sealed Threaded Case Filters

.375 ø Pi Circuit MIL Qualified Product

(See MIL index on pages 244-246 for complete MIL part number listing)

| Part Number | M15733 MIL No | See Pg. 91 for Fig. | Rated Voltage | | | | I Amp | Min Cap µF | DCR Max Ohms | Max L | | Thd Lgth | Minimum Insertion Loss (dB) | | | | | | |
|--------------|---------------|---------------------|---------------|----|-------|-----|-------|------------|--------------|-------|----------|----------|-----------------------------|---------|---------|-------|--------|---------|-------|
| | | | 85°C | | 125°C | | | | | In | (mm) | | 30 KHz | 150 KHz | 300 KHz | 1 MHz | 10 MHz | 100 MHz | 1 GHz |
| | | | DC | AC | DC | AC | | | | | | | | | | | | | |
| 51-390-305 | 23-0017 | 1 | — | — | 50 | — | 0.30 | 2.800 | 0.770 | 0.730 | (18.542) | B | 29 | 73 | 80 | 80 | 80 | 80 | |
| 51-390-314 | 23-0042 | 1 | — | — | 50 | — | 1.00 | 2.800 | 0.140 | 0.730 | (18.542) | A | 8 | 52 | 71 | 80 | 80 | 80 | 80 |
| † 51-390-318 | 23-0054 | 1 | — | — | 50 | — | 2.00 | 1.500 | 0.070 | 0.730 | (18.542) | A | — | 46 | 65 | 80 | 80 | 80 | 80 |
| † 51-390-317 | 23-0053 | 1 | — | — | 50 | — | 2.00 | 1.500 | 0.070 | 0.730 | (18.542) | B | — | 46 | 65 | 80 | 80 | 80 | 80 |
| 51-311-311 | 25-0010 | 1 | — | — | 100 | — | 0.25 | 0.900 | 1.500 | 0.793 | (20.142) | A | — | 48 | 66 | 80 | 80 | 80 | 70 |
| † 51-311-308 | 25-0002 | 1 | — | — | 100 | — | 1.00 | 0.500 | 0.250 | 0.793 | (20.142) | A | — | 33 | 52 | 80 | 80 | 80 | 70 |
| † 51-311-309 | 25-0004 | 1 | — | — | 100 | — | 3.00 | 0.660 | 0.050 | 0.793 | (20.142) | A | — | 17 | 34 | 68 | 80 | 80 | 70 |
| † 51-311-310 | 25-0006 | 1 | — | — | 100 | — | 5.00 | 0.900 | 0.015 | 0.793 | (20.142) | A | — | — | 17 | 57 | 80 | 80 | 70 |
| 51-353-344 | 39-0011 | 1 | — | — | 100 | — | 10.0 | 0.990 | 0.003 | 0.760 | (19.304) | A | 9 | 24 | 29 | 40 | 70 | 70 | 70 |
| 51-353-345 | 39-0012 | 1 | — | — | 100 | — | 10.0 | 0.990 | 0.003 | 0.760 | (19.304) | A | 9 | 24 | 29 | 40 | 70 | 70 | 70 |
| † 51-311-314 | 26-0011 | 1 | — | — | 150 | 125 | 0.25 | 0.300 | 1.500 | 0.793 | (20.142) | A | — | 29 | 47 | 70 | 80 | 80 | 70 |
| 51-390-312 | 23-0036 | 1 | — | — | 150 | — | 0.50 | 0.500 | 0.360 | 0.730 | (18.542) | A | — | 48 | 66 | 70 | 70 | 70 | 70 |
| 51-390-311 | 23-0035 | 1 | — | — | 150 | — | 0.50 | 0.500 | 0.360 | 0.730 | (18.542) | B | — | 48 | 66 | 70 | 70 | 70 | 70 |
| † 51-353-336 | 26-0002 | 1 | — | — | 150 | 125 | 1.00 | 0.300 | 0.250 | 0.793 | (20.142) | A | — | 11 | 32 | 63 | 80 | 80 | 70 |
| 51-390-315 | 23-0047 | 1 | — | — | 150 | — | 1.00 | 0.500 | 0.140 | 0.730 | (18.542) | B | — | 32 | 51 | 70 | 70 | 70 | 70 |
| 51-311-312 | 26-0005 | 1 | — | — | 150 | 125 | 3.00 | 0.300 | 0.050 | 0.793 | (20.142) | A | — | 5 | 6 | 47 | 80 | 80 | 70 |
| 51-311-408 | 54-0005 | 2 | — | — | 300 | 115 | 1.00 | 0.300 | 0.250 | 0.761 | (19.329) | A | — | 23 | 43 | 70 | 70 | 70 | 70 |

† Also available through Spectrum Control's authorized distributors.

Transient Suppression Pi Filters

| Part Number | See Pg. 91 for Fig. | Rated Volt. VDC | I Amp | Min Cap µF | DCR Min Mohms | Max RDC Ohms | Transient Suppressor* | | | | Length | | Max Thd Lgth | Minimum Insertion Loss (dB) | | | | | | |
|-------------|---------------------|-----------------|-------|------------|---------------|--------------|-----------------------|-----------|----------|----------|--------|----------|--------------|-----------------------------|---------|-------|--------|---------|-------|--|
| | | | | | | | VR* (VDC) | BV* (VDC) | IT* (MA) | IPP* (A) | In | (mm) | | 30 KHz | 300 KHz | 1 MHz | 10 MHz | 100 MHz | 1 GHz | |
| | | | | | | | | | | | | | | | | | | | | |
| 51-570-300 | 1 | 5 | 0.50 | 1.400 | 0.500 | 0.600 | 6.5 | 7.22/7.98 | 10 | 44.7 | 1.179 | (29.947) | A | 23 | 57 | 70 | 70 | 70 | 70 | |
| 51-570-301 | 1 | 5 | 1.00 | 1.400 | 0.500 | 0.350 | 6.5 | 7.22/7.98 | 10 | 44.7 | 1.179 | (29.947) | A | 3 | 47 | 70 | 70 | 70 | 70 | |
| 51-570-302 | 1 | 5 | 3.00 | 1.400 | 0.500 | 0.060 | 6.5 | 7.22/7.98 | 10 | 44.7 | 1.179 | (29.947) | A | — | 23 | 58 | 70 | 70 | 70 | |
| 51-570-303 | 1 | 5 | 5.00 | 1.400 | 0.500 | 0.015 | 6.5 | 7.22/7.98 | 10 | 44.7 | 1.179 | (29.947) | A | — | 17 | 48 | 70 | 70 | 70 | |
| 51-570-304 | 1 | 5 | 10.00 | 1.400 | 0.500 | 0.005 | 6.5 | 7.22/7.98 | 10 | 44.7 | 1.179 | (29.947) | A | 16 | 26 | 35 | 40 | 60 | 70 | |
| 51-570-310 | 1 | 28 | 0.50 | 1.400 | 30.000 | 0.600 | 33.0 | 36.7/40.6 | 1 | 9.4 | 1.179 | (29.947) | A | 23 | 57 | 70 | 70 | 70 | 70 | |
| 51-570-311 | 1 | 28 | 1.00 | 1.400 | 30.000 | 0.350 | 33.0 | 36.7/40.6 | 1 | 9.4 | 1.179 | (29.947) | A | 3 | 47 | 70 | 70 | 70 | 70 | |
| 51-570-312 | 1 | 28 | 3.00 | 1.400 | 30.000 | 0.060 | 33.0 | 36.7/40.6 | 1 | 9.4 | 1.179 | (29.947) | A | — | 23 | 58 | 70 | 70 | 70 | |
| 51-570-313 | 1 | 28 | 5.00 | 1.400 | 30.000 | 0.015 | 33.0 | 36.7/40.6 | 1 | 9.4 | 1.179 | (29.947) | A | — | 17 | 48 | 70 | 70 | 70 | |
| 51-570-314 | 1 | 28 | 10.00 | 1.400 | 30.000 | 0.005 | 33.0 | 36.7/40.6 | 1 | 9.4 | 1.179 | (29.947) | A | 16 | 26 | 35 | 40 | 60 | 70 | |
| 51-570-320 | 1 | 50 | 0.50 | 1.400 | 50.000 | 0.600 | 58.0 | 64.4/71.2 | 1 | 5.3 | 1.179 | (29.947) | A | 23 | 57 | 70 | 70 | 70 | 70 | |
| 51-570-321 | 1 | 50 | 1.00 | 1.400 | 50.000 | 0.350 | 58.0 | 64.4/71.2 | 1 | 5.3 | 1.179 | (29.947) | A | 3 | 47 | 70 | 70 | 70 | 70 | |
| 51-570-322 | 1 | 50 | 3.00 | 1.400 | 50.000 | 0.060 | 58.0 | 64.4/71.2 | 1 | 5.3 | 1.179 | (29.947) | A | — | 23 | 58 | 70 | 70 | 70 | |
| 51-570-323 | 1 | 50 | 5.00 | 1.400 | 50.000 | 0.015 | 58.0 | 64.4/71.2 | 1 | 5.3 | 1.179 | (29.947) | A | — | 17 | 48 | 70 | 70 | 70 | |
| 51-570-324 | 1 | 50 | 10.00 | 1.400 | 50.000 | 0.005 | 58.0 | 64.4/71.2 | 1 | 5.3 | 1.179 | (29.947) | A | 16 | 26 | 35 | 40 | 60 | 70 | |

* Transient Suppression definitions and ratings

VR = Reverse standoff voltage
BV = Breakdown voltage

IPP = Max. peak pulse current
IT = Test current

Hermetically Sealed Threaded Case Filters



.375 ø T Circuit

Thread length: A - 0.187 (4.76) B - 0.312 (7.92)



Figure 1

Note: Max. O.D. is ø .416" for Military QPL Filters.

Dimensions in inches (mm)

.375 ø T Circuit Standard Product

| Part Number | MIL No | Figure | Rated Voltage | | | | I Amp | Min Cap µF | DCR Max Ohms | Max L | | Thd Lgth | Minimum Insertion Loss (dB) | | | | | | |
|-----------------|--------|--------|---------------|---|-------|-----|-------|------------|--------------|-------|----------|----------|-----------------------------|---------|---------|-------|--------|---------|-------|
| | | | 85°C | | 125°C | | | | | In | (mm) | | 30 KHz | 150 KHz | 300 KHz | 1 MHz | 10 MHz | 100 MHz | 1 GHz |
| SCI-2040-012 | — | 1 | 80 | — | 50 | — | 2.00 | 1.400 | 0.126 | 1.071 | (27.203) | B | 8 | 22 | 30 | 55 | 70 | 70 | 70 |
| SCI-2040-013 | — | 1 | 80 | — | 50 | — | 3.00 | 1.400 | 0.054 | 1.071 | (27.203) | B | 8 | 22 | 28 | 43 | 70 | 70 | 70 |
| † 9004-100-2017 | — | 1 | 80 | — | 50 | — | 15.0 | 1.400 | 0.005 | 1.179 | (29.947) | A | 17 | 27 | 34 | 44 | 60 | 70 | 70 |
| SCI-2140-004 | — | 1 | 150 | — | 100 | — | 1.00 | 0.500 | 0.500 | 1.070 | (27.178) | A | 4 | 25 | 40 | 70 | 70 | 70 | 70 |
| SCI-2140-006 | — | 1 | 150 | — | 100 | — | 3.00 | 0.500 | 0.054 | 1.071 | (27.203) | A | 4 | 19 | 24 | 39 | 70 | 70 | 70 |
| SCI-2140-007 | — | 1 | 150 | — | 100 | — | 10.0 | 0.500 | 0.010 | 1.071 | (27.203) | A | 4 | 19 | 24 | 34 | 57 | 70 | 70 |
| SCI-2340-009 | — | 1 | 300 | — | 300 | 125 | 0.25 | 0.150 | 8.000 | 1.071 | (27.203) | B | 11 | 57 | 70 | 70 | 70 | 70 | 70 |
| SCI-2340-004 | — | 1 | 300 | — | 300 | 125 | 1.00 | 0.150 | 0.500 | 1.071 | (27.203) | A | — | 13 | 29 | 59 | 70 | 70 | 70 |
| SCI-2340-013 | — | 1 | 300 | — | 300 | 125 | 3.00 | 0.150 | 0.054 | 1.071 | (27.203) | B | — | 8 | 14 | 29 | 70 | 70 | 70 |
| SCI-2340-014 | — | 1 | 300 | — | 300 | 125 | 10.0 | 0.150 | 0.010 | 1.071 | (27.203) | B | — | 8 | 14 | 24 | 47 | 70 | 70 |

† Also available through Spectrum Control's authorized distributors.

(See MIL index on page 244-246 for complete MIL part number listing)

.375 ø T Circuit MIL Qualified Product

| Part Number | M15733 MIL No | Figure | Rated Voltage | | | | I Amp | Min Cap µF | DCR Max Ohms | Max L | | Thd Lgth | Minimum Insertion Loss (dB) | | | | | | |
|--------------|---------------|--------|---------------|---|-------|-----|-------|------------|--------------|-------|----------|----------|-----------------------------|---------|---------|-------|--------|---------|-------|
| | | | 85°C | | 125°C | | | | | In | (mm) | | 30 KHz | 150 KHz | 300 KHz | 1 MHz | 10 MHz | 100 MHz | 1 GHz |
| 51-382-609 | 25-0024 | 1 | — | — | 100 | — | 2.00 | 0.750 | 0.100 | 1.179 | (29.947) | B | 10 | 22 | 31 | 55 | 80 | 70 | 70 |
| 51-382-603 | 25-0007 | 1 | — | — | 100 | — | 4.00 | 0.750 | 0.063 | 1.345 | (34.163) | A | 10 | 22 | 28 | 43 | 80 | 70 | 70 |
| † 51-351-604 | 26-0012 | 1 | — | — | 150 | 125 | 2.00 | 0.250 | 0.100 | 1.179 | (29.947) | A | — | 13 | 21 | 43 | 80 | 70 | 70 |
| 51-351-603 | 26-0008 | 1 | — | — | 150 | 125 | 4.00 | 0.250 | 0.063 | 1.345 | (34.163) | A | — | 11 | 18 | 33 | 80 | 70 | 70 |

† Also available through Spectrum Control's authorized distributors.

Hermetically Sealed Threaded Case Filters

.375 ø TT Circuit Standard Product

| Part Number | MIL No | See Pg. 93 for Fig. | Rated Voltage | | | | I Amp | Min Cap μ F | DCR Max Ohms | Max L | | Thd Lgth | Minimum Insertion Loss (dB) | | | | | | |
|--------------|--------|---------------------|---------------|----|-------|-----|-------|-----------------|--------------|-------|----------|----------|-----------------------------|---------|---------|-------|--------|---------|-------|
| | | | 85°C | | 125°C | | | | | In | (mm) | | 30 KHz | 150 KHz | 300 KHz | 1 MHz | 10 MHz | 100 MHz | 1 GHz |
| | | | DC | AC | DC | AC | | | | | | | | | | | | | |
| SCI-2060-009 | — | 1 | — | — | 50 | — | 0.25 | 1.500 | 12.000 | 1.241 | (31.521) | B | 70 | 70 | 70 | 70 | 70 | 70 | 70 |
| SCI-2060-013 | — | 1 | — | — | 50 | — | 3.00 | 1.500 | 0.081 | 1.241 | (31.521) | B | — | 33 | 54 | 70 | 70 | 70 | 70 |
| SCI-2060-007 | — | 1 | — | — | 50 | — | 10.0 | 1.500 | 0.006 | 1.241 | (31.521) | A | 15 | 29 | 35 | 42 | 55 | 70 | 70 |
| SCI-2060-014 | — | 1 | — | — | 50 | — | 10.0 | 1.500 | 0.006 | 1.241 | (31.521) | B | 15 | 29 | 35 | 42 | 55 | 70 | 70 |
| SCI-2160-011 | — | 1 | — | — | 100 | — | 1.00 | 1.500 | 0.750 | 1.241 | (31.521) | B | 12 | 52 | 70 | 70 | 70 | 70 | 70 |
| SCI-2160-012 | — | 1 | — | — | 100 | — | 2.00 | 1.500 | 0.189 | 1.241 | (31.521) | B | — | 33 | 56 | 70 | 70 | 70 | 70 |
| SCI-2160-013 | — | 1 | — | — | 100 | — | 3.00 | 1.500 | 0.081 | 1.241 | (31.521) | B | — | 24 | 54 | 70 | 70 | 70 | 70 |
| SCI-2160-014 | — | 1 | — | — | 100 | — | 10.0 | 1.400 | 0.006 | 1.241 | (31.521) | B | 12 | 25 | 32 | 42 | 55 | 70 | 70 |
| SCI-2360-011 | — | 1 | — | — | 300 | 125 | 1.00 | 0.500 | 0.750 | 1.241 | (31.521) | B | — | 48 | 70 | 70 | 70 | 70 | 70 |
| SCI-2360-006 | — | 1 | — | — | 300 | 125 | 3.00 | 0.500 | 0.080 | 1.241 | (31.521) | A | — | 12 | 38 | 70 | 70 | 70 | 70 |
| SCI-2360-007 | — | 1 | — | — | 300 | 125 | 10.0 | 0.500 | 0.006 | 1.241 | (31.521) | A | 5 | 18 | 24 | 34 | 55 | 70 | 70 |
| SCI-2360-014 | — | 1 | — | — | 300 | 125 | 10.0 | 0.500 | 0.006 | 1.241 | (31.521) | B | 5 | 18 | 24 | 34 | 55 | 70 | 70 |

Hermetically Sealed Threaded Case Filters



.690 ø C Circuit



.690 ø C Circuit Standard Product

| Part Number | MIL No | Figure | Rated Voltage | | | | I Amp | Min Cap μ F | DCR Max Ohms | Max L | | Minimum Insertion Loss (dB) | | | | | | |
|----------------|--------|--------|---------------|-----|-------|-----|-------|-----------------|--------------|----------|------|-----------------------------|---------|---------|-------|--------|---------|-------|
| | | | 85°C | | 125°C | | | | | In | (mm) | 30 KHz | 150 KHz | 300 KHz | 1 MHz | 10 MHz | 100 MHz | 1 GHz |
| †9932-100-6004 | — | 1 | 200 | — | 150 | 15 | 2.600 | 0.005 | 0.702 | (17.831) | 10 | 29 | 39 | 50 | 60 | 70 | 70 | |
| 54-310-001 | — | 1 | 300 | — | 300 | 125 | 15 | 0.500 | 0.560 | (14.224) | 6 | 19 | 25 | 36 | 50 | 70 | 70 | |
| 54-310-005 | — | 2 | 250 | — | 200 | 125 | 25 | 0.500 | 0.750 | (19.050) | 6 | 19 | 25 | 36 | 50 | 70 | 70 | |
| 54-310-009 | — | 1 | 450 | 240 | 400 | 240 | 15 | 0.250 | 0.560 | (14.224) | — | 14 | 19 | 30 | 45 | 60 | 70 | |
| †9932-100-6005 | — | 1 | 450 | 240 | 400 | 240 | 15 | 0.250 | 0.560 | (14.224) | — | 14 | 19 | 30 | 50 | 70 | 70 | |

.690 ø C Circuit MIL Qualified Product

| Part Number | M15733 MIL No | Figure | Rated Voltage | | | | I Amp | Min Cap μ F | DCR Max Ohms | Max L | | Minimum Insertion Loss (dB) | | | | | | |
|-------------|---------------|--------|---------------|---|-------|-----|-------|-----------------|--------------|----------|------|-----------------------------|---------|---------|-------|--------|---------|-------|
| | | | 85°C | | 125°C | | | | | In | (mm) | 30 KHz | 150 KHz | 300 KHz | 1 MHz | 10 MHz | 100 MHz | 1 GHz |
| 54-310-039 | 34-0037 | 1 | — | — | 275 | 125 | 15 | 0.200 | 0.575 | (14.605) | 5 | 15 | 21 | 31 | 51 | 70 | 70 | |

.690 ø C Circuit DSCC 84084 Product

| Part Number | 84084 No | Figure | Rated Voltage | | | | I Amp | Min Cap μ F | DCR Max Ohms | Max L | | Minimum Insertion Loss (dB) | | | | | | |
|-------------|----------|--------|---------------|---|-------|-----|-------|-----------------|--------------|----------|------|-----------------------------|---------|---------|-------|--------|---------|-------|
| | | | 85°C | | 125°C | | | | | In | (mm) | 30 KHz | 150 KHz | 300 KHz | 1 MHz | 10 MHz | 100 MHz | 1 GHz |
| 54-310-042 | -001 | 1 | — | — | 400 | 230 | 15 | 0.150 | 0.700 | (17.780) | — | 10 | 16 | 26 | 40 | 52 | 70 | |

† Also available through Spectrum Control's authorized distributors.

Hermetically Sealed Threaded Case Filters



.690 ø L Circuit



Low Pass Filters

.690 ø L Circuit Standard Product

| Part Number | MIL No | Figure | Rated Voltage | | | | I Amp | Min Cap μ F | DCR Max Ohms | CKT | Max L | | Minimum Insertion Loss (dB) | | | | | | |
|---------------|--------|--------|---------------|-----|-------|-----|-------|-----------------|--------------|-----|-------|----------|-----------------------------|---------|---------|-------|--------|---------|-------|
| | | | 85°C | | 125°C | | | | | | In | L (mm) | 30 KHz | 150 KHz | 300 KHz | 1 MHz | 10 MHz | 100 MHz | 1 GHz |
| | | | DC | AC | DC | AC | | | | | | | | | | | | | |
| 9010-100-0049 | — | 1 | 150 | — | 100 | — | 10.0 | 1.400 | 0.005 | LT | 0.905 | (22.987) | 16 | 24 | 34 | 44 | 60 | 70 | 70 |
| SCI-6120-008 | — | 1 | 150 | — | 100 | — | 10.0 | 2.600 | 0.006 | LB | 0.959 | (24.359) | 18 | 32 | 39 | 49 | 70 | 70 | 70 |
| SCI-6120-009 | — | 1 | 150 | — | 100 | — | 20.0 | 2.600 | 0.001 | LB | 0.905 | (22.987) | 18 | 32 | 39 | 49 | 60 | 70 | 70 |
| 51-320-041 | — | 1 | 250 | — | 200 | 125 | 10.0 | 0.500 | 0.008 | LT | 0.905 | (22.987) | 5 | 19 | 25 | 35 | 50 | 70 | 70 |
| 51-320-024 | — | 1 | 450 | 240 | 400 | 240 | 1.00 | 0.360 | 0.210 | LT | 0.905 | (22.987) | 5 | 30 | 38 | 60 | 70 | 70 | 70 |
| 51-320-100 | — | 1 | 450 | 240 | 400 | 240 | 1.00 | 0.250 | 0.210 | LT | 0.905 | (22.987) | — | 21 | 33 | 55 | 70 | 70 | 70 |
| † 51-320-026 | — | 1 | 450 | 240 | 400 | 240 | 3.00 | 0.360 | 0.030 | LT | 0.905 | (22.987) | 5 | 19 | 25 | 45 | 70 | 70 | 70 |
| 51-320-103 | — | 1 | 450 | 240 | 400 | 240 | 5.00 | 0.360 | 0.010 | LB | 0.905 | (22.987) | — | 12 | 18 | 30 | 60 | 70 | 70 |
| 51-322-007 | — | 1 | 450 | 240 | 400 | 240 | 15.0 | 0.360 | 0.007 | LB | 0.650 | (16.510) | 5 | 19 | 25 | 35 | 48 | 62 | 70 |
| 51-322-015 | — | 2 | 450 | 240 | 400 | 240 | 25.0 | 0.360 | 0.007 | LT | 0.750 | (19.050) | 5 | 17 | 23 | 34 | 48 | 62 | 70 |
| 51-322-036 | — | 2 | 450 | 240 | 400 | 240 | 25.0 | 0.250 | 0.007 | LB | 0.750 | (19.050) | — | 10 | 16 | 29 | 45 | 60 | 70 |
| 9010-100-0054 | — | 1 | 450 | 240 | 300 | 240 | 1.00 | 0.150 | 0.250 | LT | 0.905 | (22.987) | — | 14 | 32 | 52 | 70 | 70 | 70 |
| SCI-6320-004 | — | 1 | 300 | — | 300 | 125 | 1.00 | 0.400 | 0.300 | LB | 0.959 | (24.359) | 6 | 24 | 35 | 56 | 70 | 70 | 70 |

† Also available through Spectrum Control's authorized distributors.

Hermetically Sealed Threaded Case Filters

L-C Filter LT



L-C Filter LB



(See MIL index on page 244-246 for complete MIL part number listing)

.690 ø L Circuit MIL Qualified Product

| Part Number | M15733 MIL No | See Pg. 96 for Fig. | Rated Voltage | | | | I Amp | Min Cap µF | DCR Max Ohms | CKT | Max L In | Max L (mm) | Minimum Insertion Loss (dB) | | | | | | | |
|--------------|---------------|---------------------|---------------|----|-------|-----|-------|------------|--------------|-----|----------|------------|-----------------------------|---------|---------|-------|--------|---------|-------|--|
| | | | 85°C | | 125°C | | | | | | | | 30 KHz | 150 KHz | 300 KHz | 1 MHz | 10 MHz | 100 MHz | 1 GHz | |
| | | | DC | AC | DC | AC | | | | | | | | | | | | | | |
| † 51-320-015 | 27-0005 | 1 | — | — | 200 | 125 | 3.00 | 0.250 | 0.033 | LT | 0.900 | (22.860) | — | 14 | 21 | 39 | 80 | 70 | 70 | |
| 51-320-017 | 27-0008 | 1 | — | — | 200 | 125 | 5.00 | 0.250 | 0.016 | LT | 0.900 | (22.860) | — | 13 | 19 | 32 | 69 | 70 | 70 | |
| 51-320-018 | 27-0009 | 1 | — | — | 200 | 125 | 5.00 | 0.250 | 0.016 | LB | 0.900 | (22.860) | — | 13 | 19 | 32 | 69 | 70 | 70 | |
| 51-323-003 | 27-0011 | 1 | — | — | 200 | 125 | 10.0 | 0.250 | 0.005 | LT | 1.031 | (26.187) | — | 13 | 19 | 30 | 61 | 70 | 70 | |
| 51-323-004 | 27-0012 | 1 | — | — | 200 | 125 | 10.0 | 0.250 | 0.005 | LB | 1.031 | (26.187) | — | 13 | 19 | 30 | 61 | 70 | 70 | |
| † 51-322-009 | 27-0014 | 2 | — | — | 200 | 125 | 15.0 | 0.250 | 0.007 | LT | 1.763 | (44.780) | — | 19 | 25 | 36 | 60 | 70 | 70 | |
| 51-322-017 | 34-0002 | 2 | — | — | 200 | 125 | 20.0 | 0.360 | 0.050 | LB | 1.763 | (44.780) | — | 19 | 25 | 35 | 57 | 70 | 70 | |

.690 ø L Circuit DSCC 84084 Product

| Part Number | 84084 No | See Pg. 96 for Fig. | Rated Voltage | | | | I Amp | Min Cap µF | DCR Max Ohms | CKT | Max L In | Max L (mm) | Minimum Insertion Loss (dB) | | | | | | | |
|-------------|----------|---------------------|---------------|----|-------|-----|-------|------------|--------------|-----|----------|------------|-----------------------------|---------|---------|-------|--------|---------|-------|--|
| | | | 85°C | | 125°C | | | | | | | | 30 KHz | 150 KHz | 300 KHz | 1 MHz | 10 MHz | 100 MHz | 1 GHz | |
| | | | DC | AC | DC | AC | | | | | | | | | | | | | | |
| 51-320-162 | -004 | 1 | — | — | 400 | 230 | 1.00 | 0.150 | 0.150 | LT | 0.905 | (22.987) | — | 19 | 30 | 46 | 60 | 70 | 70 | |
| 51-320-163 | -005 | 1 | — | — | 400 | 230 | 1.00 | 0.150 | 0.150 | LB | 0.905 | (22.987) | — | 19 | 30 | 46 | 60 | 70 | 70 | |
| 51-320-164 | -006 | 1 | — | — | 400 | 230 | 3.00 | 0.150 | 0.026 | LT | 0.905 | (22.987) | — | 11 | 19 | 36 | 60 | 70 | 70 | |
| 51-320-165 | -007 | 1 | — | — | 400 | 230 | 3.00 | 0.150 | 0.026 | LB | 0.905 | (22.987) | — | 11 | 19 | 36 | 60 | 70 | 70 | |
| 51-320-166 | -008 | 1 | — | — | 400 | 230 | 5.00 | 0.150 | 0.013 | LT | 0.905 | (22.987) | — | 10 | 16 | 28 | 54 | 70 | 70 | |
| 51-320-167 | -009 | 1 | — | — | 400 | 230 | 5.00 | 0.150 | 0.013 | LB | 0.905 | (22.987) | — | 10 | 16 | 28 | 54 | 70 | 70 | |
| 51-320-168 | -010 | 1 | — | — | 400 | 230 | 10.0 | 0.150 | 0.008 | LT | 0.905 | (22.987) | — | 10 | 16 | 25 | 48 | 70 | 70 | |
| 51-320-169 | -011 | 1 | — | — | 400 | 230 | 10.0 | 0.150 | 0.008 | LB | 0.905 | (22.987) | — | 10 | 16 | 25 | 48 | 70 | 70 | |

† Also available through Spectrum Control's authorized distributors.

Hermetically Sealed Threaded Case Filters

.690 ø Pi Circuit



.690 ø Pi Circuit Standard Product

| Part Number | MIL No | Figure | Rated Voltage | | | | I Amp | Min Cap μ F | DCR Max Ohms | Max L | | Minimum Insertion Loss (dB) | | | | | | |
|--------------|--------|--------|---------------|-----|-------|------|-------|-----------------|--------------|-------|----------|-----------------------------|---------|---------|-------|--------|---------|-------|
| | | | 85°C | | 125°C | | | | | In | L (mm) | 30 KHz | 150 KHz | 300 KHz | 1 MHz | 10 MHz | 100 MHz | 1 GHz |
| 51-321-322 | — | 1 | 150 | — | 100 | — | 1.00 | 2.800 | 0.210 | 1.195 | (30.353) | 35 | 69 | 70 | 70 | 70 | 70 | 70 |
| SCI-6130-009 | — | 1 | 150 | — | 100 | — | 20.0 | 5.200 | 0.001 | 1.195 | (30.353) | 23 | 31 | 35 | 35 | 70 | 70 | 70 |
| 51-321-317 | — | 1 | 450 | 240 | 400 | *240 | 1.00 | 0.720 | 0.400 | 1.195 | (30.353) | — | 53 | 70 | 70 | 70 | 70 | 70 |
| †51-321-318 | — | 1 | 450 | 240 | 400 | *240 | 3.00 | 0.720 | 0.030 | 1.195 | (30.353) | — | 31 | 51 | 70 | 70 | 70 | 70 |
| †51-321-319 | — | 1 | 450 | 240 | 400 | *240 | 5.00 | 0.720 | 0.020 | 1.195 | (30.353) | — | 11 | 30 | 65 | 70 | 70 | 70 |

* 0-60 Hz

(See MIL index on page 244-246 for complete MIL part number listing)

.690 ø Pi Circuit MIL Qualified Product

| Part Number | M15733 MIL No | Figure | Rated Voltage | | | | I Amp | Min Cap μ F | DCR Max Ohms | Max L | | Minimum Insertion Loss (dB) | | | | | | |
|-------------|---------------|--------|---------------|---|-------|-----|-------|-----------------|--------------|-------|----------|-----------------------------|---------|---------|-------|--------|---------|-------|
| | | | 85°C | | 125°C | | | | | In | L (mm) | 30 KHz | 150 KHz | 300 KHz | 1 MHz | 10 MHz | 100 MHz | 1 GHz |
| 51-321-312 | 27-0004 | 1 | — | — | 200 | 125 | 1.00 | 0.500 | 0.250 | 1.195 | (30.353) | — | 47 | 65 | 80 | 80 | 70 | 70 |
| 51-323-313 | 27-0003 | 1 | — | — | 200 | 125 | 1.00 | 0.500 | 0.270 | 1.031 | (26.187) | — | 43 | 61 | 80 | 80 | 70 | 70 |
| 51-321-313 | 27-0010 | 1 | — | — | 200 | 125 | 5.00 | 0.500 | 0.024 | 1.195 | (30.353) | — | 10 | 28 | 64 | 80 | 70 | 70 |
| †51-321-314 | 27-0013 | 1 | — | — | 200 | 125 | 10.0 | 0.500 | 0.008 | 1.195 | (30.353) | — | 16 | 18 | 48 | 80 | 70 | 70 |
| 51-321-329 | 34-0005 | 1 | — | — | 200 | 125 | 10.0 | 0.500 | 0.075 | 1.195 | (30.353) | — | 16 | 18 | 48 | 80 | 70 | 70 |

.690 ø Pi Circuit DSCC 84084 Product

| Part Number | 84084 No | Figure | Rated Voltage | | | | I Amp | Min Cap μ F | DCR Max Ohms | Max L | | Minimum Insertion Loss (dB) | | | | | | |
|-------------|----------|--------|---------------|---|-------|-----|-------|-----------------|--------------|-------|----------|-----------------------------|---------|---------|-------|--------|---------|-------|
| | | | 85°C | | 125°C | | | | | In | L (mm) | 30 KHz | 150 KHz | 300 KHz | 1 MHz | 10 MHz | 100 MHz | 1 GHz |
| 51-321-398 | -013 | 2 | — | — | 400 | 230 | 1.00 | 0.200 | 0.150 | 1.200 | (30.480) | — | 27 | 46 | 74 | 80 | 80 | 80 |
| 51-321-399 | -014 | 2 | — | — | 400 | 230 | 3.00 | 0.200 | 0.026 | 1.200 | (30.480) | — | — | 30 | 60 | 80 | 80 | 80 |
| 51-321-400 | -015 | 2 | — | — | 400 | 230 | 5.00 | 0.200 | 0.013 | 1.200 | (30.480) | — | — | 12 | 50 | 80 | 80 | 80 |
| 51-321-401 | -016 | 2 | — | — | 400 | 230 | 10.0 | 0.200 | 0.008 | 1.200 | (30.480) | — | — | — | 30 | 80 | 80 | 80 |

† Also available through Spectrum Control's authorized distributors.

Hermetically Sealed Threaded Case Filters

.690 ø T Circuit



.690 ø T Circuit Standard Product

| Part Number | MIL No | Figure | Rated Voltage | | | | I Amp | Min Cap μ F | DCR Max Ohms | Max L (mm) | | Minimum Insertion Loss (dB) | | | | | | |
|--------------|--------|--------|---------------|-----|-------|-----|-------|-----------------|--------------|------------|----------|-----------------------------|---------|---------|-------|--------|---------|-------|
| | | | 85°C | | 125°C | | | | | | | 30 KHz | 150 KHz | 300 KHz | 1 MHz | 10 MHz | 100 MHz | 1 GHz |
| | | | DC | AC | DC | AC | | | | | | In | | | | | | |
| SCI-6140-004 | — | 1 | 150 | — | 100 | — | 1.00 | 2.600 | 0.600 | 1.195 | (30.353) | 23 | 54 | 70 | 70 | 70 | 70 | 70 |
| SCI-6140-006 | — | 1 | 150 | — | 100 | — | 3.00 | 2.600 | 0.100 | 1.195 | (30.353) | 21 | 35 | 46 | 70 | 70 | 70 | 70 |
| SCI-6140-007 | — | 1 | 150 | — | 100 | — | 5.00 | 2.600 | 0.060 | 1.195 | (30.353) | 21 | 34 | 41 | 58 | 70 | 70 | 70 |
| SCI-6140-009 | — | 1 | 150 | — | 100 | — | 20.0 | 2.600 | 0.002 | 1.195 | (30.353) | 21 | 35 | 41 | 50 | 60 | 70 | 70 |
| 51-321-649 | — | 1 | 250 | 125 | 200 | 125 | 2.00 | 0.360 | 0.090 | 1.195 | (30.353) | — | 24 | 38 | 65 | 70 | 70 | 70 |
| † 51-321-610 | — | 1 | 450 | 240 | 400 | 240 | 1.00 | 0.360 | 0.600 | 1.195 | (30.353) | 7 | 43 | 60 | 70 | 70 | 70 | 70 |

.690 ø T Circuit MIL Qualified Product

(See MIL index on pages 244-246 for complete MIL part number listing)

| Part Number | M15733 MIL No | Figure | Rated Voltage | | | | I Amp | Min Cap μ F | DCR Max Ohms | Max L (mm) | | Minimum Insertion Loss (dB) | | | | | | |
|-------------|---------------|--------|---------------|----|-------|-----|-------|-----------------|--------------|------------|----------|-----------------------------|---------|---------|-------|--------|---------|-------|
| | | | 85°C | | 125°C | | | | | | | 30 KHz | 150 KHz | 300 KHz | 1 MHz | 10 MHz | 100 MHz | 1 GHz |
| | | | DC | AC | DC | AC | | | | | | In | | | | | | |
| 51-321-607 | 27-0017 | 1 | — | — | 200 | 125 | 1.50 | 0.250 | 0.133 | 1.195 | (30.353) | — | 19 | 32 | 62 | 70 | 70 | 70 |
| 51-321-608 | 27-0018 | 1 | — | — | 200 | 125 | 4.00 | 0.250 | 0.025 | 1.195 | (30.353) | — | 14 | 21 | 36 | 70 | 70 | 70 |
| 51-321-670 | 54-0017 | 2 | — | — | 300 | 115 | 10.0 | 0.500 | 0.006 | 1.177 | (29.896) | 5 | 20 | 23 | 35 | 60 | 70 | 60 |

† Also available through Spectrum Control's authorized distributors.

Компания «Life Electronics» занимается поставками электронных компонентов импортного и отечественного производства от производителей и со складов крупных дистрибьюторов Европы, Америки и Азии.

С конца 2013 года компания активно расширяет линейку поставок компонентов по направлению коаксиальный кабель, кварцевые генераторы и конденсаторы (керамические, пленочные, электролитические), за счёт заключения дистрибьюторских договоров

Мы предлагаем:

- Конкурентоспособные цены и скидки постоянным клиентам.
- Специальные условия для постоянных клиентов.
- Подбор аналогов.
- Поставку компонентов в любых объемах, удовлетворяющих вашим потребностям.
- Приемлемые сроки поставки, возможна ускоренная поставка.
- Доставку товара в любую точку России и стран СНГ.
- Комплексную поставку.
- Работу по проектам и поставку образцов.
- Формирование склада под заказчика.
- Сертификаты соответствия на поставляемую продукцию (по желанию клиента).
- Тестирование поставляемой продукции.
- Поставку компонентов, требующих военную и космическую приемку.
- Входной контроль качества.
- Наличие сертификата ISO.

В составе нашей компании организован Конструкторский отдел, призванный помогать разработчикам, и инженерам.

Конструкторский отдел помогает осуществить:

- Регистрацию проекта у производителя компонентов.
- Техническую поддержку проекта.
- Защиту от снятия компонента с производства.
- Оценку стоимости проекта по компонентам.
- Изготовление тестовой платы монтаж и пусконаладочные работы.



Тел: +7 (812) 336 43 04 (многоканальный)
Email: org@lifeelectronics.ru