



**MTP-CPI
(Coplanar Interconnect)**

106088


First-to-market optical coplanar interconnect allows quick and reliable front blade service or upgrade without disrupting backplane cabling systems

Molex's new coplanar connector allows front cards to be replaced without disrupting cabling at the rear of the chassis, resulting in maintenance flexibility and minimal service interruption. The MTP*-CPI (coplanar interconnect) provides a smooth transition from the front blade active devices (LEDs, lasers and receivers) to the rear transition module (RTM).

Molex developed the MTP-CPI to meet the dimensional requirements of the Advanced Telecom Computing Architectures (Advanced TCA or ATCA), zone 3, connector specification. ATCA is an emerging standard focused on developing a new blade (board) and chassis (shelf) form factor optimized for high-speed communication systems. The principal objective is to provide standardized platform architecture for central office or service provider applications. For more information on ATCA, please reference page 4 of this product release, or visit www.picmg.org.

Molex selected the MTP connector interface for use in the ATCA midplane application because of its optical density and interoperability between vendors. The MTP connector is the industry standard connector system for multi-fiber and parallel optical transceiver applications.

The MTP-CPI is not limited to ATCA applications and may be used in any coplanar application. The new



MTP-CPI is easy to design-in; it is mounted directly to the card with a simple pass-through cutout in the backplane. The MTP-CPI is a hermaphroditic design, which simplifies the procurement for the customer. With the use of the MT ferrule in the MTP connector, fiber counts from 8 to 72 fibers can be achieved. Molex's MTP cable assemblies are sold separately.

*MTP is a registered trademark of US Conec LTD

Features and Benefits

- Hermaphroditic design allows the same interconnect housing to be used on front and rear blades simplifying procurement and inventory
- No mating frame required in the backplane simplifies design and assembly for the customer
- Inner housing is spring loaded providing generous Z-float which compensates for card tolerances
- MTP connector optical interface meets industry standard interface specifications for multi-fiber and parallel optical transceiver applications

SPECIFICATIONS

Reference Information

Packaging: Individual Packed

Mates With:

- The MTP-CPI is hermaphroditic
- MTP cable assemblies are sold separately (MTP specifications can be found on the Molex website at: www.molex.com/fiber/mtzca.html)

Optical

Insertion Loss (IL):

Dependent on the fiber type and performance requirements (MTP specifications can be found on the Molex website at: www.molex.com/fiber/mtzca.html)

Mechanical

Mating Force: 10.0 lbf (44.48N)

Durability: 200 mates

Physical

Housing: Thermoplastic Polyphenylene Sulphide (PPS)

Operating Temperature: -40 to +80°C

RoHS Compliant




APPLICATIONS

molex® MTP-CPI (Coplanar Interconnect)

106088


- Internetworking Equipment
 - Routers
 - Hubs
 - Servers
- Telecommunication Equipment
 - Central office
 - Wireless infrastructure
 - Multi-platform service systems (DSL, cable data)
- Test and Measurement Equipment




ATCA chassis with MTP-CPI

ORDERING INFORMATION


Order No.	Component	Mounting Style	Dimension (L x W x H)
106088-0100	Connector	Rear-Mount	21.57mm (.849") x 21.31mm (.839") x 17.64mm (.694")
106088-0200	Connector	Side-Mount	14.35mm (.565") x 32.24mm (1.269") x 17.64 (.694")
106088-0800	Removal Clip	N/A	N/A



Rear-Mount



Side-Mount



Removal Clip

MTP-CPI Cable Assemblies

MTP cable assemblies sold separately. See Molex website for ordering information: www.molex.com/fiber/mtpca.html.

Americas Headquarters
Lisle, Illinois 60532 U.S.A.
1-800-78MOLEX
amerinfo@molex.com

Far East North Headquarters
Yamato, Kanagawa, Japan
81-462-65-2324
feninfo@molex.com

Far East South Headquarters
Jurong, Singapore
65-6-268-6868
fesinfo@molex.com

European Headquarters
Munich, Germany
49-89-413092-0
eurinfo@molex.com

Corporate Headquarters
2222 Wellington Ct.
Lisle, IL 60532 U.S.A.
630-969-4550
Fax: 630-969-1352

Visit our website at www.molex.com/product/mtp-cpi.html

Компания «Life Electronics» занимается поставками электронных компонентов импортного и отечественного производства от производителей и со складов крупных дистрибьюторов Европы, Америки и Азии.

С конца 2013 года компания активно расширяет линейку поставок компонентов по направлению коаксиальный кабель, кварцевые генераторы и конденсаторы (керамические, пленочные, электролитические), за счёт заключения дистрибьюторских договоров

Мы предлагаем:

- Конкурентоспособные цены и скидки постоянным клиентам.
- Специальные условия для постоянных клиентов.
- Подбор аналогов.
- Поставку компонентов в любых объемах, удовлетворяющих вашим потребностям.
- Приемлемые сроки поставки, возможна ускоренная поставка.
- Доставку товара в любую точку России и стран СНГ.
- Комплексную поставку.
- Работу по проектам и поставку образцов.
- Формирование склада под заказчика.
- Сертификаты соответствия на поставляемую продукцию (по желанию клиента).
- Тестирование поставляемой продукции.
- Поставку компонентов, требующих военную и космическую приемку.
- Входной контроль качества.
- Наличие сертификата ISO.

В составе нашей компании организован Конструкторский отдел, призванный помогать разработчикам, и инженерам.

Конструкторский отдел помогает осуществить:

- Регистрацию проекта у производителя компонентов.
- Техническую поддержку проекта.
- Защиту от снятия компонента с производства.
- Оценку стоимости проекта по компонентам.
- Изготовление тестовой платы монтаж и пусконаладочные работы.



Тел: +7 (812) 336 43 04 (многоканальный)

Email: org@lifeelectronics.ru