


Network cable - NBC-MSX/ 9,2-94S/MSX SCO - 1416190

Please be informed that the data shown in this PDF Document is generated from our Online Catalog. Please find the complete data in the user's documentation. Our General Terms of Use for Downloads are valid (<http://phoenixcontact.com/download>)

Network cable, Ethernet CAT6_A (10 Gbps), 8-position, PE-X halogen-free, black, shielded, Plug straight M12 SPEEDCON / IP67, coding: X, on Plug straight M12 SPEEDCON, cable length: 9.2 m, For railway applications



Key Commercial Data

Packing unit	1 pc
Minimum order quantity	25 pc
GTIN	 4 055626 064574
GTIN	4055626064574

Technical data

Dimensions

Length of cable	9.2 m
-----------------	-------

Ambient conditions

Ambient temperature (operation)	-25 °C ... 90 °C (M12 connector)
---------------------------------	----------------------------------

General data

Rated current at 40°C	0.5 A
Rated voltage	48 V AC
	60 V DC
Number of positions	8
Signal type/category	Ethernet CAT6 _A , 10 Gbps
Standards/regulations	M12 connector
Contact material	CuSn
Contact carrier material	PP
Contact surface material	Ni/Au

Characteristics head 1

Head type	Plug straight M12 SPEEDCON / IP67
No. of positions (pin connector pattern)	8
Coding	X (Data)
Color	black
Material (component)	CuZn (Contact)

Network cable - NBC-MSX/ 9,2-94S/MSX SCO - 1416190

Technical data

Characteristics head 1

	Ni/Au (Contact surface)
	PP (Contact carriers)
	TPU, hardly inflammable, self-extinguishing (Grip)
	Zinc die-cast, nickel-plated (Screw connection)
Insulation resistance	≥ 100 MΩ
Insertion/withdrawal cycles	≥ 100
Torque	0.4 Nm
Ambient temperature (operation)	-25 °C ... 90 °C

Characteristics head 2

Head type	Plug straight M12 SPEEDCON
-----------	----------------------------

Standards and Regulations

Standard designation	M12 connector
Concentration of fumes	EN 61034-2
Flame resistance	according to EN 60332-1-2
	EN 60332-3-25
Resistance to oil	according to EN 60684-2, 72 h at 100 °C, IRM 902
Halogen-free	According to EN 50267-2-1
	according to EN 60684-2
Other resistance	Resistant to fuel according to EN 60684-2, 72 h at 100 °C, IRM 903
	Resistant to ozone according to EN 50306-4, 72 h at 40 °C, procedure B, volume concentration 200 x 10 ⁻⁶

Cable

Cable type	Ethernet for rail applications
Cable type (abbreviation)	94S
Signal type/category	Ethernet CAT7, 10 Gbps
Cable structure	4x2xAWG26/7; S/FTP
Conductor cross section	4x 2x 0.14 mm ²
AWG signal line	26
Conductor structure signal line	7x 0.16 mm
Core diameter including insulation	1.05 mm ±0.1 mm
Wire colors	White-blue, white-orange, white-green, white-brown
Twisted pairs	2 cores to the pair
Type of pair shielding	Aluminum-lined polyester foil
Overall twist	4 pairs, twisted
Shielding	Tinned copper braided shield
External sheath, color	black
External cable diameter D	6.6 mm ±0.2 mm
Minimum bending radius, fixed installation	6 x D
Tensile strength GRP	≤ 60 N (temporary)

Network cable - NBC-MSX/ 9,2-94S/MSX SCO - 1416190

Technical data

Cable

	≤ 15 N (Permanent)
Cable weight	59 kg/km
Copper weight	28 kg/km
Outer sheath, material	PE-X
Material conductor insulation	Cell PE
Conductor material	Tin-plated Cu litz wires
Insulation resistance	≥ 5 GΩ*km
Conductor resistance	≤ 145 Ω/km
Working capacitance	44 nF (per kilometer)
Wave impedance	100 Ω ±5 Ω (at 100 MHz)
Near end crosstalk attenuation (NEXT)	100 dB (with 1 MHz)
	99 dB (at 10 MHz)
	95 dB (at 100 MHz)
	92 dB (at 200 MHz)
	90 dB (at 250 MHz)
	83 dB (at 500 MHz)
	81 dB (at 600 MHz)
	80 dB (at 700 MHz)
	77 dB (at 800 MHz)
	75 dB (at 900 MHz)
	74 dB (at 1000 MHz)
	72 dB (at 1100 MHz)
	70 dB (at 1200 MHz)
Power-summated near end crosstalk attenuation (PSNEXT)	97 dB (with 1 MHz)
	96 dB (at 10 MHz)
	92 dB (at 100 MHz)
	89 dB (at 200 MHz)
	87 dB (at 250 MHz)
	80 dB (at 500 MHz)
	78 dB (at 600 MHz)
	77 dB (at 700 MHz)
	74 dB (at 800 MHz)
	72 dB (at 900 MHz)
	71 dB (at 1000 MHz)
	69 dB (at 1100 MHz)
	67 dB (at 1200 MHz)
Attenuation	0.25 dB (with 1 MHz)
	0.76 dB (at 10 MHz)
	2.49 dB (at 100 MHz)
	3.69 dB (at 200 MHz)

Network cable - NBC-MSX/ 9,2-94S/MSX SCO - 1416190

Technical data

Cable

	4.18 dB (at 250 MHz)
	5.6 dB (at 500 MHz)
	6.74 dB (at 600 MHz)
	7.32 dB (at 700 MHz)
	7.89 dB (at 800 MHz)
	8.5 dB (at 900 MHz)
	9.11 dB (at 1000 MHz)
	9.5 dB (at 1100 MHz)
	9.9 dB (at 1200 MHz)
Return loss (RL)	24 dB (with 1 MHz)
	33.9 dB (at 10 MHz)
	38.3 dB (at 100 MHz)
	35.3 dB (at 200 MHz)
	32.9 dB (at 250 MHz)
	29.7 dB (at 500 MHz)
	30.6 dB (at 600 MHz)
	31 dB (at 700 MHz)
	26.7 dB (at 800 MHz)
	28.6 dB (at 900 MHz)
	27.5 dB (at 1000 MHz)
	26.9 dB (at 1100 MHz)
	26.3 dB (at 1200 MHz)
Crosstalk attenuation (ACR)	100 dB (with 1 MHz)
	99 dB (at 10 MHz)
	93 dB (at 100 MHz)
	88 dB (at 200 MHz)
	86 dB (at 250 MHz)
	78 dB (at 500 MHz)
	74 dB (at 600 MHz)
	72 dB (at 700 MHz)
	69 dB (at 800 MHz)
	67 dB (at 900 MHz)
	65 dB (at 1000 MHz)
	63 dB (at 1100 MHz)
	61 dB (at 1200 MHz)
Power-summated crosstalk attenuation (PS-ACR)	97 dB (with 1 MHz)
	96 dB (at 10 MHz)
	90 dB (at 100 MHz)
	85 dB (at 200 MHz)
	83 dB (at 250 MHz)

Network cable - NBC-MSX/ 9,2-94S/MSX SCO - 1416190

Technical data

Cable

	75 dB (at 500 MHz)
	71 dB (at 600 MHz)
	69 dB (at 700 MHz)
	66 dB (at 800 MHz)
	64 dB (at 900 MHz)
	62 dB (at 1000 MHz)
	60 dB (at 1100 MHz)
	58 dB (at 1200 MHz)
Signal speed	0.78 c
Signal runtime	4.4 ns/m
Shield attenuation	60 dB (up to 1000 MHz)
Interference suppression	90 dB (up to 1000 MHz)
Coupling resistance	5.00 mΩ/m (at 10 MHz)
Nominal voltage, cable	125 V AC (U ₀)
Test voltage Core/Core	1000 V AC (50 Hz, 1 min.)
Test voltage Core/Shield	1000 V AC (50 Hz, 1 min.)
Fire protection in rail vehicles	BS 6853 (Internal cable Ia, Ib, II/external cable Ia, Ib, II)
	DIN 5510-2 (Fire protection level 1, 2, 3, 4)
	EN 45545-2
	EN 50306-4
	NF F16-101 (Classification C/F1)
	NF F16-101 (Internal cable A1, A2, B/external cable A1, A2, B)
	NFPA 130
	PN-K-02511 (Class A)
	UIC 564-2 (Class A)
Flame resistance	according to EN 60332-1-2
	EN 60332-3-25
	according to ISO 14572 5.21 (UN ECE-R 118.01)
Halogen-free	According to EN 50267-2-1
	according to EN 60684-2
Resistance to oil	according to EN 60684-2, 72 h at 100 °C, IRM 902
Other resistance	Resistant to fuel according to EN 60684-2, 72 h at 100 °C, IRM 903
	Resistant to ozone according to EN 50306-4, 72 h at 40 °C, procedure B, volume concentration 200 x 10 ⁻⁶
Concentration of fumes	EN 61034-2
Ambient temperature (operation)	-40 °C ... 80 °C (cable, fixed installation)

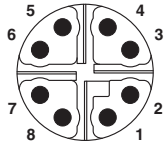
Environmental Product Compliance

China RoHS	Environmentally Friendly Use Period = 50
	For details about hazardous substances go to tab "Downloads", Category "Manufacturer's declaration"

Network cable - NBC-MSX/ 9,2-94S/MSX SCO - 1416190


Drawings

Schematic diagram



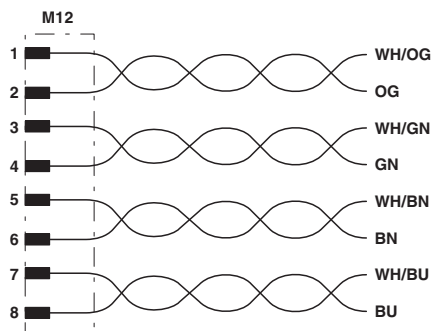
Pin assignment of M12 plug, 8-pos., X-coded, pin side view

Cable cross section



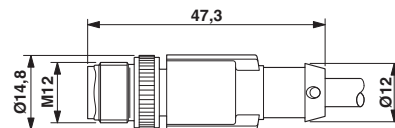
Ethernet for rail applications [94S]

Circuit diagram



Contact assignment of the M12 plug

Dimensional drawing



Plug, M12 x 1, straight, shielded

Компания «Life Electronics» занимается поставками электронных компонентов импортного и отечественного производства от производителей и со складов крупных дистрибьюторов Европы, Америки и Азии.

С конца 2013 года компания активно расширяет линейку поставок компонентов по направлению коаксиальный кабель, кварцевые генераторы и конденсаторы (керамические, пленочные, электролитические), за счёт заключения дистрибьюторских договоров

Мы предлагаем:

- Конкурентоспособные цены и скидки постоянным клиентам.
- Специальные условия для постоянных клиентов.
- Подбор аналогов.
- Поставку компонентов в любых объемах, удовлетворяющих вашим потребностям.
- Приемлемые сроки поставки, возможна ускоренная поставка.
- Доставку товара в любую точку России и стран СНГ.
- Комплексную поставку.
- Работу по проектам и поставку образцов.
- Формирование склада под заказчика.
- Сертификаты соответствия на поставляемую продукцию (по желанию клиента).
- Тестирование поставляемой продукции.
- Поставку компонентов, требующих военную и космическую приемку.
- Входной контроль качества.
- Наличие сертификата ISO.

В составе нашей компании организован Конструкторский отдел, призванный помогать разработчикам, и инженерам.

Конструкторский отдел помогает осуществить:

- Регистрацию проекта у производителя компонентов.
- Техническую поддержку проекта.
- Защиту от снятия компонента с производства.
- Оценку стоимости проекта по компонентам.
- Изготовление тестовой платы монтаж и пусконаладочные работы.



Тел: +7 (812) 336 43 04 (многоканальный)

Email: org@lifeelectronics.ru