

Electronic housing - ME 22,5 UT/FE BUS/ 5 KMGY - 2914071

Please be informed that the data shown in this PDF Document is generated from our Online Catalog. Please find the complete data in the user's documentation. Our General Terms of Use for Downloads are valid (<http://download.phoenixcontact.com>)



Lower part of housing, with vents, fully assembled, with metal foot catch, with integrated bus connector (5-pos.)

The illustration shows the green product version

Product Features

- 2 optional serial contacts (daisy chain)
- Gold contacts for data transmission and power supply (125 V, 8 A)
- Supply via standard MINI COMBICON plug
- Can be snapped onto standard NS 35/7,5 and NS 35/15 DIN rails



Key commercial data

Packing unit	1 1
Weight per Piece (excluding packing)	55.0 GRM
Custom tariff number	85369010
Country of origin	Germany

Technical data

General

Housing type	Component housing
Housing material	Polyamide
Color	light gray

Ambient conditions

Ambient temperature (operation)	-40 °C ... 105 °C
---------------------------------	-------------------

Dimensions

Length	99 mm
Constructional height	114.5 mm

Electronic housing - ME 22,5 UT/FE BUS/ 5 KMGY - 2914071

Technical data

Dimensions

Width	22.5 mm
-------	---------

Technical data

Connection in acc. with standard	CUL
Nominal voltage U_N	300 V
Nominal current I_N	8 A
Indicator1	CUL1
Inflammability class according to UL 94	V0
Power dissipation at 20°C in the horizontal mounting position	6.1 W 12.1 W
Number of positions	16
	24
	24

Classifications

eCl@ss

eCl@ss 4.0	27180401
eCl@ss 4.1	27180401
eCl@ss 5.0	27180506
eCl@ss 5.1	27180506
eCl@ss 6.0	27180802
eCl@ss 7.0	27182702
eCl@ss 8.0	27182702

ETIM

ETIM 2.0	EC001031
ETIM 3.0	EC001031
ETIM 4.0	EC001031
ETIM 5.0	EC001031

UNSPSC

UNSPSC 6.01	31261501
UNSPSC 7.0901	31261501
UNSPSC 11	31261501
UNSPSC 12.01	31261501
UNSPSC 13.2	31261501

Electronic housing - ME 22,5 UT/FE BUS/ 5 KMGY - 2914071

Approvals

Approvals

Approvals

UL Recognized / cUL Recognized / cULus Recognized

Ex Approvals

Approvals submitted

Approval details

UL Recognized

cUL Recognized

	B	D
Nominal current I _N	8 A	8 A
Nominal voltage U _N	300 V	300 V

cULus Recognized

Accessories

Accessories

Coding element

Coding star - CR-MSTB - 1734401

Coding section, inserted into the recess in the header or the inverted plug, red insulating material



Electronic housing - ME 22,5 UT/FE BUS/ 5 KMGY - 2914071

Accessories

Coding profile - CP-MSTB - 1734634



Coding profile, is inserted into the slot on the plug or inverted header, red insulating material

Filler plug

Electronic housing - ME B-KA KMGY - 2706302



Terminal cover, 1 strip covers up to 12 terminal points, for ME-BUS terminal opening, (male side)

Electronic housing - ME B-SA/NS 35 KMGY - 2706700



Terminal cover, 1 strip covers up to 12 terminal points, for ME-BUS male side, (female side)

Electronic housing - ME B-22,5 MSTBO KMGY - 2907965



Filler plugs, for unoccupied terminal points

Electronic housing - ME B-22,5 MKDSO KMGY - 2908498



Filler plugs, for unoccupied terminal points

Electronic housing - ME 22,5 UT/FE BUS/ 5 KMGY - 2914071

Accessories

Electronic housing - ME B-12,5 3MSTBO GN - 2709176



Filler plugs, for unoccupied terminal points

Mounting material

Components of electronic housing - ME-SAS - 2853899



Shield connection clamp for printed circuit terminal block

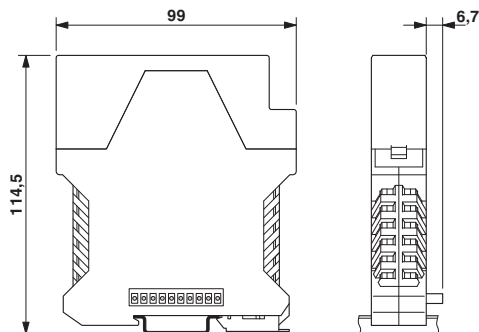
Electronic housing - ME LPZS - 2906911



PCB stop, for soldering onto PCB

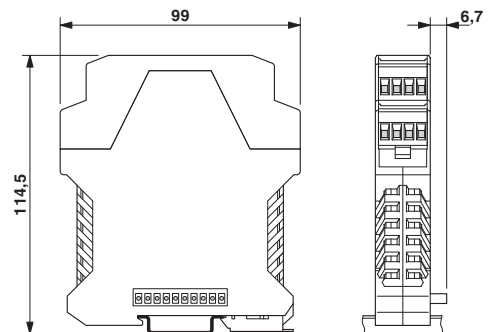
Drawings

Dimensioned drawing



Dimensions of the electronics housing ME.../BUS5 and ME.../BUS10 with single-level upper part

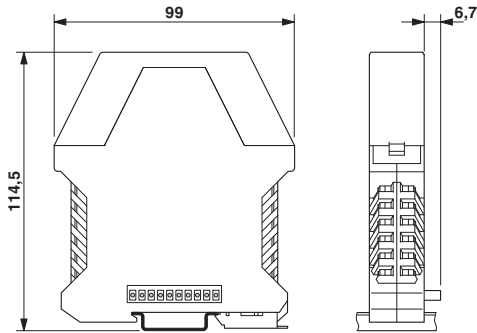
Dimensioned drawing



Dimensions of the electronics housing ME.../BUS 5 and ME.../BUS 10 with double-level upper part

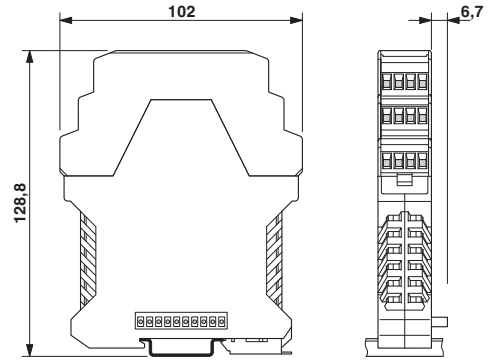
Electronic housing - ME 22,5 UT/FE BUS/ 5 KMGY - 2914071

Dimensioned drawing



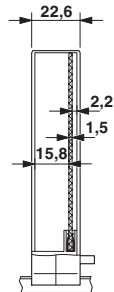
Dimensions of the electronics housing ME.../BUS 5 and ME.../BUS 10 with triple-level upper part

Dimensioned drawing



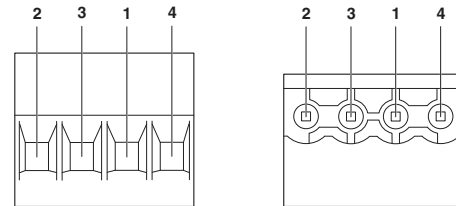
Dimensions of the electronics housing ME.../BUS 5 and ME.../BUS 10 with triple-level upper part

Dimensioned drawing



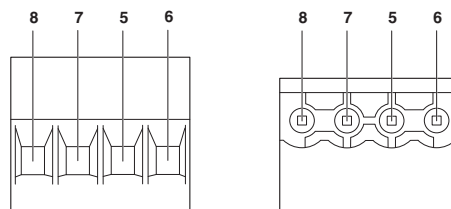
Internal housing dimensions, electronics housing ME 22.5 BUS...

Schematic diagram



Pin assignment left

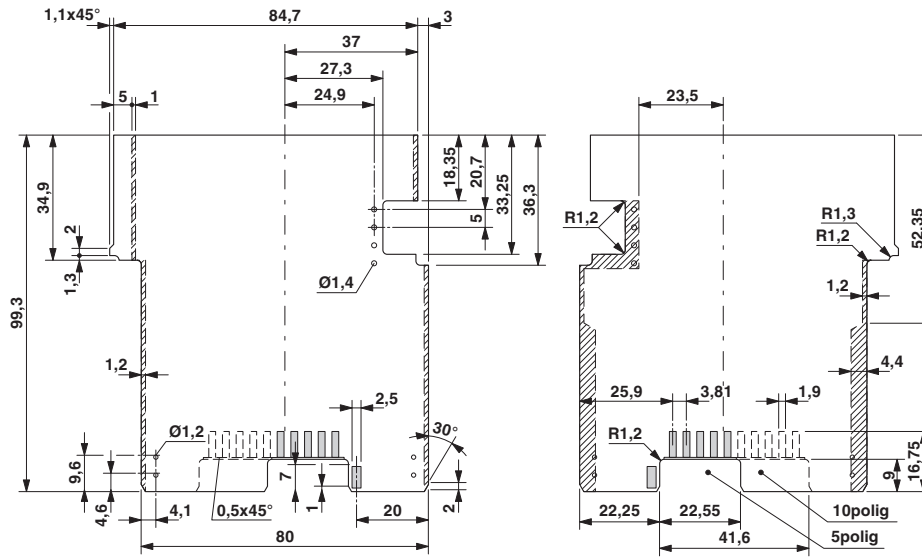
Schematic diagram



Pin assignment right

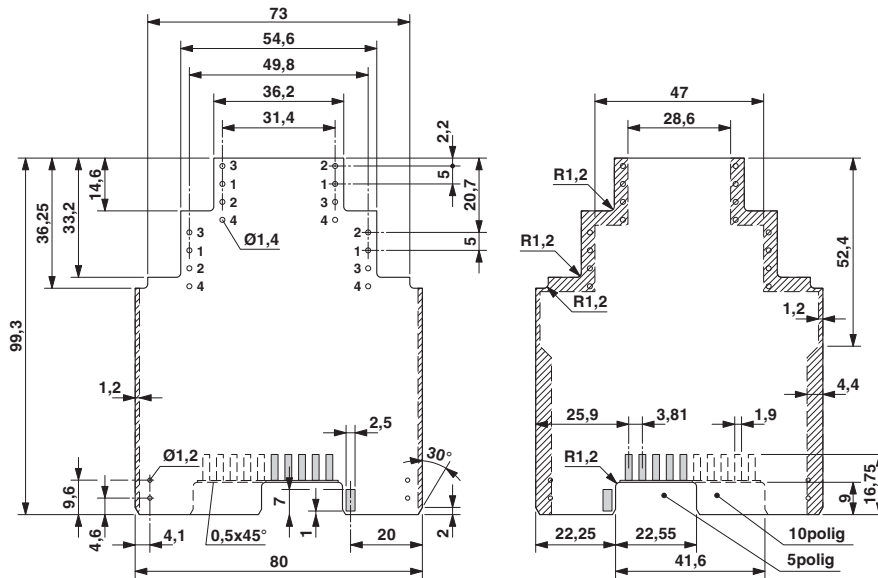
Electronic housing - ME 22,5 UT/FE BUS/ 5 KMGY - 2914071

Dimensioned drawing



Dimensional drawing of the ME.../BUS5 and ME.../BUS10 printed circuit board if the single-level upper part is used

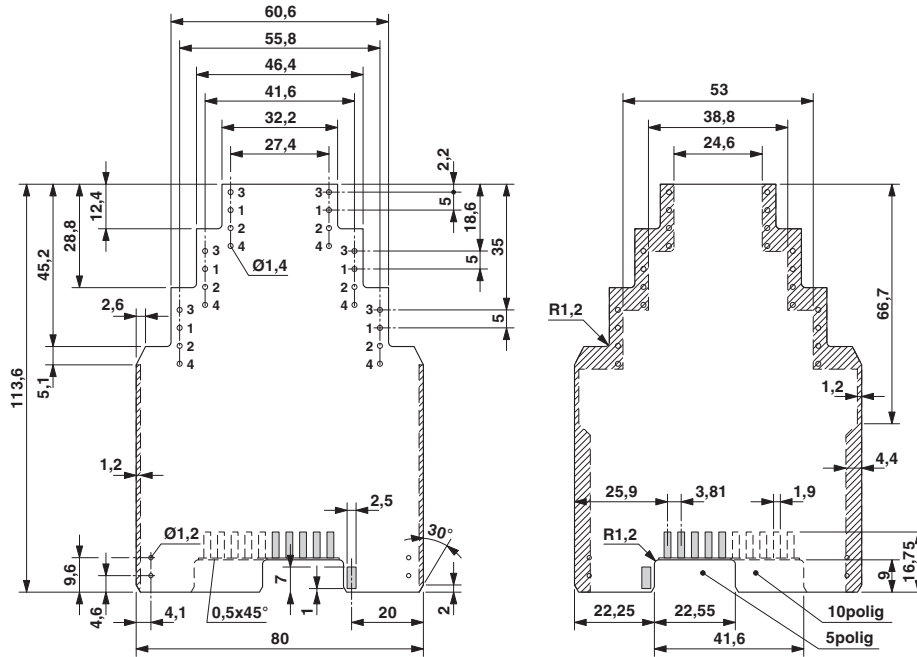
Dimensioned drawing



Dimensional drawing of the ME.../BUS5 and ME.../BUS10 printed circuit board if the double-level upper part is used

Electronic housing - ME 22,5 UT/FE BUS/ 5 KMGY - 2914071

Dimensioned drawing



Dimensional drawing of the ME.../BUS5 and ME.../BUS10 printed circuit board if the triple-level upper part is used

Компания «Life Electronics» занимается поставками электронных компонентов импортного и отечественного производства от производителей и со складов крупных дистрибьюторов Европы, Америки и Азии.

С конца 2013 года компания активно расширяет линейку поставок компонентов по направлению коаксиальный кабель, кварцевые генераторы и конденсаторы (керамические, пленочные, электролитические), за счёт заключения дистрибьюторских договоров

Мы предлагаем:

- Конкурентоспособные цены и скидки постоянным клиентам.
- Специальные условия для постоянных клиентов.
- Подбор аналогов.
- Поставку компонентов в любых объемах, удовлетворяющих вашим потребностям.
- Приемлемые сроки поставки, возможна ускоренная поставка.
- Доставку товара в любую точку России и стран СНГ.
- Комплексную поставку.
- Работу по проектам и поставку образцов.
- Формирование склада под заказчика.
- Сертификаты соответствия на поставляемую продукцию (по желанию клиента).
- Тестирование поставляемой продукции.
- Поставку компонентов, требующих военную и космическую приемку.
- Входной контроль качества.
- Наличие сертификата ISO.

В составе нашей компании организован Конструкторский отдел, призванный помогать разработчикам, и инженерам.

Конструкторский отдел помогает осуществить:

- Регистрацию проекта у производителя компонентов.
- Техническую поддержку проекта.
- Защиту от снятия компонента с производства.
- Оценку стоимости проекта по компонентам.
- Изготовление тестовой платы монтаж и пусконаладочные работы.



Тел: +7 (812) 336 43 04 (многоканальный)

Email: org@lifeelectronics.ru