


HIGH-STABILITY HIGH-FREQUENCY OSCILLATOR

HG-1000/2000 series

- Cylindrical AT crystal unit built-in, thus assuring high reliability.
- Excellent shock resistance and heat resistance.
- Low current consumption.

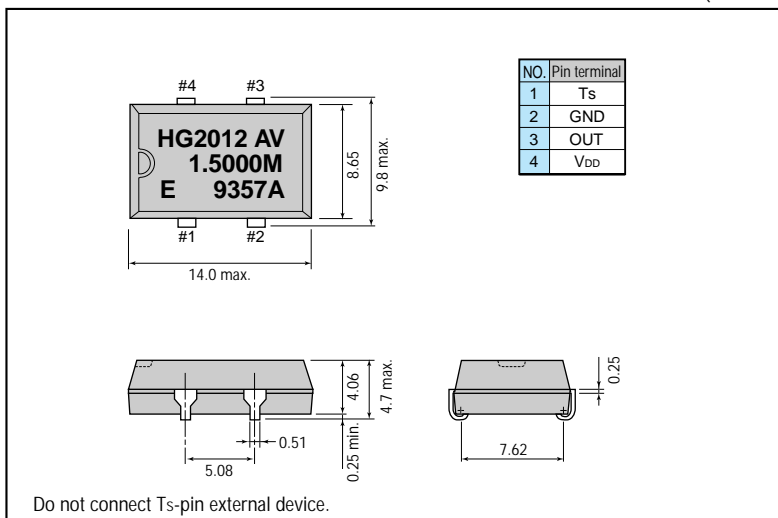


Specifications (characteristics)

Item	Symbol	HG-1012JA	HG-1012JA	Remarks
		Specifications		
Output frequency range	f_o	1.5000 MHz to 28.63636 MHz		$V_{DD} = 4.75V$ to $5.25V$
Power source voltage	Max. supply voltage	V_{DD-GND}	-0.5V to +7.0V	
	Operating voltage	V_{DD}	$5.0V \pm 0.25V$	
Temperature range	Storage temperature	T_{STG}	-55°C to +125°C	
	Operable temperature	T_{OPR}	-40°C to +85°C	
Soldering condition	T_{SOL}	Under 260°C within 10 sec. x 2 times		
Frequency stability	$\Delta f/f_o$	AV: $\pm 20ppm$, BV: $\pm 25ppm$	SV: $\pm 15ppm$, AV: $\pm 20ppm$	$T_a = -20^\circ C$ to $+70^\circ C$
		BX: $\pm 25ppm$, CX: $\pm 30ppm$	BX: $\pm 25ppm$	$T_a = -40^\circ C$ to $+85^\circ C$
Current consumption	I_{OP}	10mA max.		No load condition
Duty	t_w/t	40% to 60%		1/2 V_{DD} level
High output voltage	V_{OH}	$V_{DD} - 0.4V$ min.		$I_{OH} = -0.8mA$
Low output voltage	V_{OL}	0.4V max.		$I_{OL} = 3.2mA$
Output load condition	C_L	15pF max.		
Output rise time	t_{TLH}	8ns max.		20%→80% V_{DD} level
Output fall time	t_{THL}			80%→20% V_{DD} level
Oscillation start up time	t_{OSC}	4ms max.		Time at 4.75V to be 0 sec.
Aging	f_a	$\pm 5ppm/year$ max.	$\pm 2ppm/year$ max.	$T_a = 25^\circ C$
Shock resistance	S.R.	$\pm 10ppm$ max.	$\pm 2ppm$ max.	Three drops on a hard wooden board from 75 cm or excitation test with 3000G x 0.3ms x 1/2sine wave in 3 directions

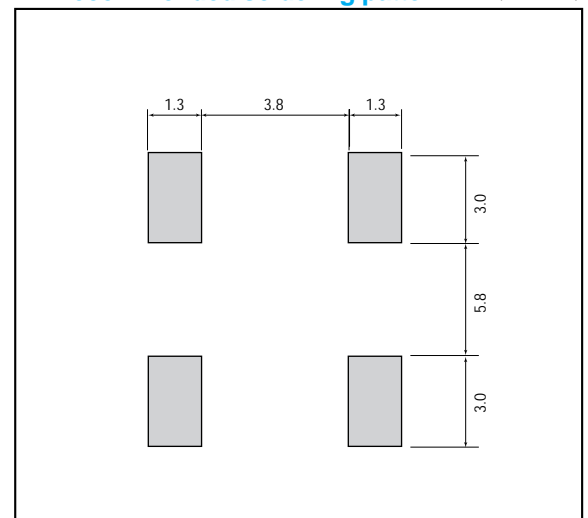
External dimensions

(Unit: mm)



Recommended soldering pattern

(Unit: mm)



THE CRYSTALMASTER



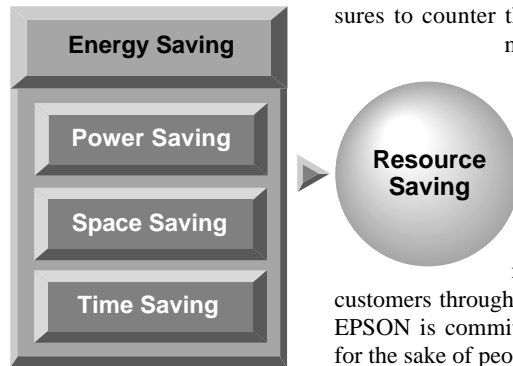
ENERGY SAVING EPSON

EPSON offers effective savings to its customers through a wide range of electronic devices, such as semiconductors, liquid crystal display (LCD) modules, and crystal devices. These savings are achieved through a sophisticated melding of three different efficiency technologies.

Power saving technology provides low power consumption at low voltages.

Space saving technology provides further reductions in product size and weight through super-precise processing and high-density assembly technology.

Time saving technology shortens the time required for design and development on the customer side and shortens delivery times.



Our concept of Energy Saving technology conserves resources by blending the essence of these three efficiency technologies. The essence of these technologies is represented in each of the products that we provide to our customers.

In the industrial sector, leading priorities include measures to counter the greenhouse effect by reducing CO₂, measures to preserve the global environment, and the development of energy-efficient products. Environmental problems are of global concern, and although the contribution of energy-saving technology developed by EPSON may appear insignificant, we seek to contribute to the development of energy-saving products by our customers through the utilization of our electronic devices. EPSON is committed to the conservation of energy, both for the sake of people and of the planet on which we live.



SEIKO EPSON CORP. QUARTZ DEVICE DIVISION acquired ISO9001 and ISO14001 certification by B.V.Q.I. (Bureau Veritas Quality International) .

ISO9001 in October, 1992.

ISO14001 in November, 1997.

NOTICE

No part of this material may be reproduced or duplicated in any form or by any means without the written permission of Seiko Epson. Seiko Epson reserves the right to make changes to this material without notice. Seiko Epson does not assume any liability of any kind arising out of any inaccuracies contained in this material or due to its application or use in any product or circuit and, further, there is no representation that this material is applicable to products requiring high level reliability, such as, medical products. Moreover, no license to any intellectual property rights is granted by implication or otherwise, and there is no representation or warranty that anything made in accordance with this material will be free from any patent or copyright infringement of a third party. This material or portions there may contain technology or the subject relating to strategic products under the control of the Foreign Exchange and Foreign Trade Control Law of Japan and may require an export license from the Ministry of International Trade and Industry or other approval from another government agency.

Компания «Life Electronics» занимается поставками электронных компонентов импортного и отечественного производства от производителей и со складов крупных дистрибьюторов Европы, Америки и Азии.

С конца 2013 года компания активно расширяет линейку поставок компонентов по направлению коаксиальный кабель, кварцевые генераторы и конденсаторы (керамические, пленочные, электролитические), за счёт заключения дистрибьюторских договоров

Мы предлагаем:

- Конкурентоспособные цены и скидки постоянным клиентам.
- Специальные условия для постоянных клиентов.
- Подбор аналогов.
- Поставку компонентов в любых объемах, удовлетворяющих вашим потребностям.
- Приемлемые сроки поставки, возможна ускоренная поставка.
- Доставку товара в любую точку России и стран СНГ.
- Комплексную поставку.
- Работу по проектам и поставку образцов.
- Формирование склада под заказчика.
- Сертификаты соответствия на поставляемую продукцию (по желанию клиента).
- Тестирование поставляемой продукции.
- Поставку компонентов, требующих военную и космическую приемку.
- Входной контроль качества.
- Наличие сертификата ISO.

В составе нашей компании организован Конструкторский отдел, призванный помогать разработчикам, и инженерам.

Конструкторский отдел помогает осуществить:

- Регистрацию проекта у производителя компонентов.
- Техническую поддержку проекта.
- Защиту от снятия компонента с производства.
- Оценку стоимости проекта по компонентам.
- Изготовление тестовой платы монтаж и пусконаладочные работы.



Тел: +7 (812) 336 43 04 (многоканальный)

Email: org@lifeelectronics.ru