

## Network cable - NBC-MSD/ 8,5-937/FSD SCO - 1423133

Please be informed that the data shown in this PDF Document is generated from our Online Catalog. Please find the complete data in the user's documentation. Our General Terms of Use for Downloads are valid (<http://phoenixcontact.com/download>)



Network cable, PROFINET CAT5 (100 Mbps), 4-position, PE-X halogen-free, black, shielded, cable length: 8.5 m, Product tested according to customer specification/rail application



### Key Commercial Data

Packing unit	1 pc
GTIN	
GTIN	4055626326139

### Technical data

#### Dimensions

Length of cable	8.5 m
-----------------	-------

#### General data

Rated current at 40°C	4 A
Rated voltage	48 V AC 60 V DC
Number of positions	4
Signal type/category	PROFINET CAT5 (IEC 11801), 100 Mbps
Standards/regulations	M12 connector IEC 61076-2-101
Overvoltage category	II
Degree of pollution	3

#### Standards and Regulations

Standard designation	M12 connector
Standards/regulations	IEC 61076-2-101
Flammability rating according to UL 94	V0

#### Cable

Cable type	PROFINET railway applications
------------	-------------------------------

## Network cable - NBC-MSD/ 8,5-937/FSD SCO - 1423133

### Technical data

#### Cable

Cable type (abbreviation)	939
Signal type/category	PROFINET CAT5 (IEC 11801), 100 Mbps
Cable structure	1x4xAWG22/7; SF/TQ
Conductor cross section	4x 0.34 mm <sup>2</sup>
AWG signal line	22
Conductor structure signal line	7x 0.25 mm
Core diameter including insulation	1.4 mm ±0.1 mm
Wire colors	white-blue, orange-yellow
Overall twist	Star quad
Shielding	Aluminum-lined polyester foil, tinned copper braided shield
External sheath, color	black
Outer sheath thickness	1 mm
External cable diameter D	6.6 mm ±0.2 mm
Minimum bending radius, fixed installation	5 x D
Minimum bending radius, flexible installation	6 x D
Tensile strength GRP	≤ 60 N (temporary) ≤ 15 N (Permanent)
Cable weight	71 kg/km
Outer sheath, material	PE-X
Material conductor insulation	Cell PE
Conductor material	Tin-plated Cu litz wires
Insulation resistance	≥ 5 GΩ*km
Conductor resistance	≤ 54.4 Ω/km
Cable capacity	44 nF/km (core-core)
Wave impedance	100 Ω ±5 Ω (f = 100 MHz)
Near end crosstalk attenuation (NEXT)	76 dB (with 1 MHz) 71 dB (at 4 MHz) 64 dB (at 10 MHz) 60 dB (at 16 MHz) 56 dB (at 31.25 MHz) 52 dB (at 62.5 MHz) 48 dB (at 100 MHz) 45 dB (at 155 MHz) 42 dB (at 200 MHz)
Power-summated near end crosstalk attenuation (PSNEXT)	73 dB (with 1 MHz) 68 dB (at 4 MHz) 61 dB (at 10 MHz) 57 dB (at 16 MHz) 53 dB (at 31.25 MHz) 49 dB (at 62.5 MHz)

## Network cable - NBC-MSD/ 8,5-937/FSD SCO - 1423133

### Technical data

#### Cable

	45 dB (at 100 MHz)
	42 dB (at 155 MHz)
	39 dB (at 200 MHz)
Attenuation	1.5 dB (with 1 MHz)
	3.3 dB (at 4 MHz)
	5.3 dB (at 10 MHz)
	6.9 dB (at 16 MHz)
	9.9 dB (at 31.25 MHz)
	14.5 dB (at 62.5 MHz)
	18.8 dB (at 100 MHz)
	23.6 dB (at 155 MHz)
	27.3 dB (at 200 MHz)
Return loss (RL)	25 dB (with 1 MHz)
	25 dB (at 4 MHz)
	28 dB (at 10 MHz)
	28 dB (at 16 MHz)
	27 dB (at 31.25 MHz)
	26 dB (at 62.5 MHz)
	25 dB (at 100 MHz)
	25 dB (at 155 MHz)
	23 dB (at 200 MHz)
Signal speed	0.75 c
Signal runtime	4.4 ns/m
Shield attenuation	60 dB (up to 1000 MHz)
Coupling resistance	< 13.00 mΩ/m (f = 1 MHz)
	< 8.00 mΩ/m (f = 10 MHz ... 100 MHz)
Cable impedance	100 Ω ±15 Ω (f = 0.5 MHz ... 3 MHz)
Nominal voltage, cable	125 V
Test voltage Core/Core	1000 V AC (50 Hz, 1 min.)
Test voltage Core/Shield	1000 V AC (50 Hz, 1 min.)
Fire protection in rail vehicles	BS 6853 (Internal cable Ia, Ib, II/external cable Ia, Ib, II)
	DIN 5510-2 (Fire protection level 1, 2, 3, 4)
	EN 45545-2 (Risk level HL1 - HL3)
	EN 50306-4
	NF F16-101 (Classification C/F1)
	NF F16-101 (Internal cable A1, A2, B/external cable A1, A2, B)
	NFPA 130
	PN-K-02511
	UIC 564-2 (Class A)
Flame resistance	according to EN 60332-1-2

# Network cable - NBC-MSD/ 8,5-937/FSD SCO - 1423133

## Technical data

### Cable

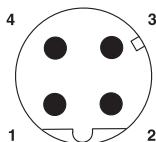
	according to EN 50266-2-5
	according to ISO 14572 5.21 (UN ECE-R 118.01)
Halogen-free	According to EN 50267-2-1
	according to EN 60684-2
Resistance to oil	according to EN 60684-2, 72 h at 100 °C, IRM 902
Other resistance	Resistant to fuel according to EN 60684-2, 72 h at 100 °C, IRM 903
	Resistant to ozone according to EN 50306-4, 72 h at 40 °C, procedure B, volume concentration 200 x 10 <sup>-6</sup>
Concentration of fumes	EN 61034-2
Ambient temperature (operation)	-40 °C ... 85 °C (cable, fixed installation)
	-25 °C ... 70 °C (cable, flexible installation)

### Environmental Product Compliance

China RoHS	Environmentally friendly use period: unlimited = EFUP-e
	No hazardous substances above threshold values

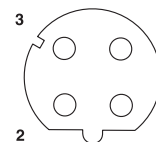
## Drawings

Schematic diagram



Pin assignment M12 male connector, 4-pos., D-coded, male side

Schematic diagram




Pin assignment M12 socket, 4-pos., D-coded, female side

Cable cross section



PROFINET railway applications [939]

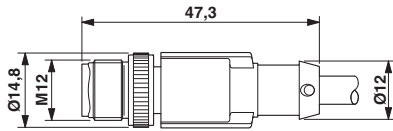
Circuit diagram



Contact assignment of the M12 connector and the M12 socket

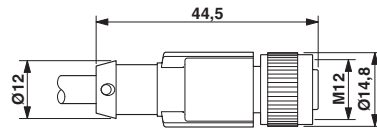
## Network cable - NBC-MSD/ 8,5-937/FSD SCO - 1423133

Dimensional drawing



M12 SPEEDCON plug, straight, shielded

Dimensional drawing



Socket M12-SPEEDCON, straight, shielded

---

Phoenix Contact 2018 © - all rights reserved  
<http://www.phoenixcontact.com>

PHOENIX CONTACT GmbH & Co. KG  
Flachsmarktstr. 8  
32825 Blomberg  
Germany  
Tel. +49 5235 300  
Fax +49 5235 3 41200  
<http://www.phoenixcontact.com>

Компания «Life Electronics» занимается поставками электронных компонентов импортного и отечественного производства от производителей и со складов крупных дистрибьюторов Европы, Америки и Азии.

С конца 2013 года компания активно расширяет линейку поставок компонентов по направлению коаксиальный кабель, кварцевые генераторы и конденсаторы (керамические, пленочные, электролитические), за счёт заключения дистрибьюторских договоров

Мы предлагаем:

- Конкурентоспособные цены и скидки постоянным клиентам.
- Специальные условия для постоянных клиентов.
- Подбор аналогов.
- Поставку компонентов в любых объемах, удовлетворяющих вашим потребностям.
- Приемлемые сроки поставки, возможна ускоренная поставка.
- Доставку товара в любую точку России и стран СНГ.
- Комплексную поставку.
- Работу по проектам и поставку образцов.
- Формирование склада под заказчика.
- Сертификаты соответствия на поставляемую продукцию (по желанию клиента).
- Тестирование поставляемой продукции.
- Поставку компонентов, требующих военную и космическую приемку.
- Входной контроль качества.
- Наличие сертификата ISO.

В составе нашей компании организован Конструкторский отдел, призванный помогать разработчикам, и инженерам.

Конструкторский отдел помогает осуществить:

- Регистрацию проекта у производителя компонентов.
- Техническую поддержку проекта.
- Защиту от снятия компонента с производства.
- Оценку стоимости проекта по компонентам.
- Изготовление тестовой платы монтаж и пусконаладочные работы.



Тел: +7 (812) 336 43 04 (многоканальный)

Email: [org@lifeelectronics.ru](mailto:org@lifeelectronics.ru)