

**Microelectronic Power IC**

HEXFET® Power MOSFET Photovoltaic Relay  
 Single-Pole, Normally-Open, 0-100V DC, 550mA

**General Description**

The PVD13 Series DC Relay (PVD) is a single-pole, normally open, solid-state replacement for electromechanical relays used for general purpose switching of analog signals. It utilizes International Rectifier's HEXFET power MOSFET as the output switch, driven by an integrated circuit photovoltaic generator of novel construction. The output switch is controlled by radiation from a GaAlAs light emitting diode (LED), which is optically isolated from the photovoltaic generator.


The PVD13 Series overcomes the limitations of both conventional electromechanical and reed relays by offering the solid state advantages of long life, fast operating speed, low pick up power, bounce-free operation, low thermal offset voltages and miniature package. These advantages allow product improvement and design innovations in many applications such as process control, multiplexing, automatic test equipment and data acquisition.

The PVD13 can switch analog signals from thermocouple level to 100 Volts peak DC. Signal frequencies into the RF range are easily controlled and switching rates up to 450Hz are achievable. The extremely small thermally generated offset voltages allow increased measurement accuracies.

These relays are packaged in 8-pin, molded DIP packages and available with either thru-hole or surface-mount ("gull-wing") leads, in plastic shipping tubes.

**Features**

- Bounce-Free Operation
- 10<sup>10</sup> Off-State Resistance
- 1,000 V/μsec dv/dt
- 5 mA Input Sensitivity
- 4,000 V<sub>RMS</sub> I/O Isolation
- Solid-State Reliability
- UL Recognized
- ESD Tolerance:
  - 4000V Human Body Model
  - 500V Machine Model



**Applications**

- Process Control
- Data Acquisition
- Test Equipment
- Multiplexing and Scanning

**Part Identification**

PVD1352NPbF	thru-hole
PVD1354NPbF	
PVD1352NSPbF	surface-mount
PVD1354NSPbF	(gull-wing)

*(HEXFET is the registered trademark for International Rectifier Power MOSFETs)*

**Electrical Specifications** ( $-40^{\circ}\text{C} \leq T_A \leq +85^{\circ}\text{C}$  unless otherwise specified)

<b>INPUT CHARACTERISTICS</b>	<b>PVD1352N</b>	<b>PVD1354N</b>	<b>Units</b>
Minimum Control Current (see figures 1 and 2) For 500mA Continuous Load Current For 550mA Continuous Load Current For 350mA Continuous Load Current	2 5 5		DC mA@25°C mA@40°C mA@85°C
Maximum Control Current for Off-State Resistance at 25°C	10		μA(DC)
Control Current Range (Caution: current limit input LED. See figure 6)	2.0 to 25		mA(DC)
Maximum Reverse Voltage	6.0		V(DC)

<b>OUTPUT CHARACTERISTICS</b>	<b>PVD1352N</b>	<b>PVD1354N</b>	<b>Units</b>
Operating Voltage Range	0 to + 100		V <sub>(PEAK)</sub>
Maximum Load Current 40°C I LED 5mA	550		mA(DC)
Response Time @25°C (see figures 7 and 8) Max. T <sub>(on)</sub> @ 12mA Control, 50 mA Load, 100 VDC Max. T <sub>(off)</sub> @ 12mA Control, 50 mA Load, 100 VDC	150 125		μs μs
Max. On-state Resistance 25°C (Pulsed) (fig. 4) 200 mA Load, 5mA Control	1.5		Ω
Min. Off-state Resistance 25°C @ 80 VDC (see figure 5)	10 <sup>8</sup>	10 <sup>10</sup>	Ω
Max. Thermal Offset Voltage @ 5.0mA Control	0.2		μvolts
Min. Off-State dv/dt	1000		V/μs
Typical Output Capacitance	20		pF @ 50VDC

<b>GENERAL CHARACTERISTICS</b>	<b>(PVD1352N and PVD1354N)</b>		<b>Units</b>
Dielectric Strength: Input-Output	4000		V <sub>RMS</sub>
Insulation Resistance: Input-Output @ 90V <sub>DC</sub>	10 <sup>12</sup> @ 25°C - 50% RH		Ω
Maximum Capacitance: Input-Output	1.0		pF
Max. Pin Soldering Temperature (1.6mm below seating plane, 10 seconds max.)	+260		°C
Ambient Temperature Range:	Operating	-40 to +85	
	Storage	-40 to +100	

International Rectifier does not recommend the use of this product in aerospace, avionics, military or life support applications. Users of this International Rectifier product in such applications assume all risks of such use and indemnify International Rectifier against all damages resulting from such use.

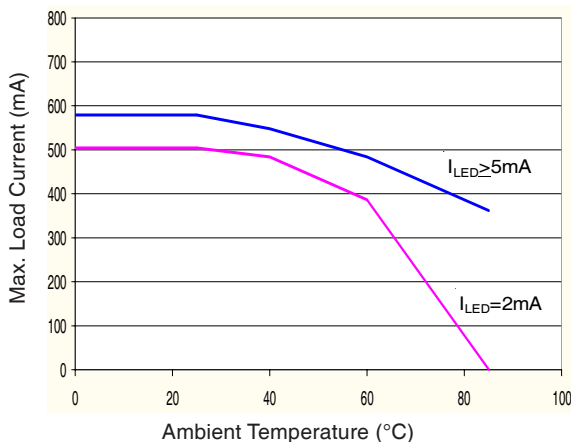


Figure 1. Current Derating Curves

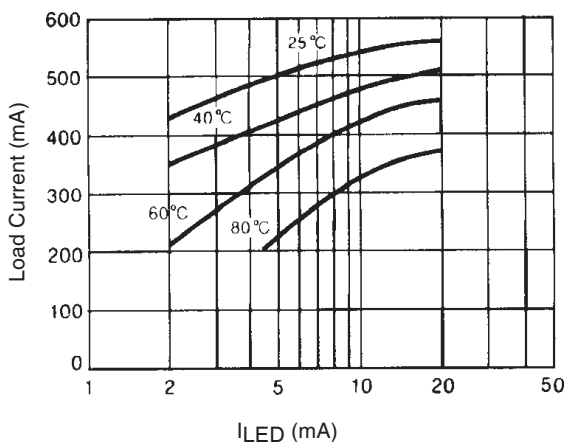


Figure 2. Typical Control Current Requirements

Pulsed, 25°C

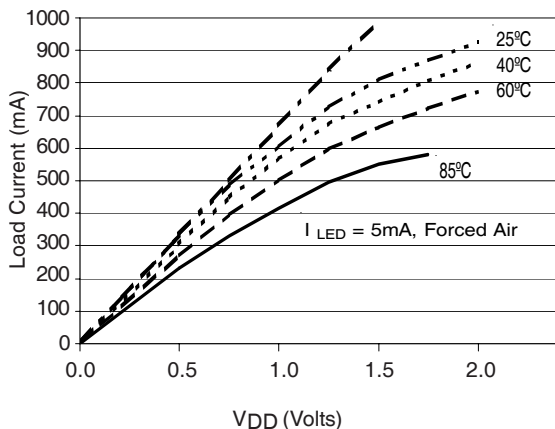


Figure 3. Typical On Characteristics

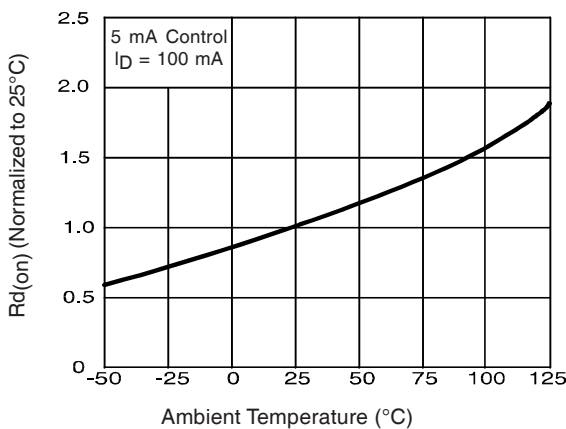


Figure 4. Typical Normalized On-Resistance

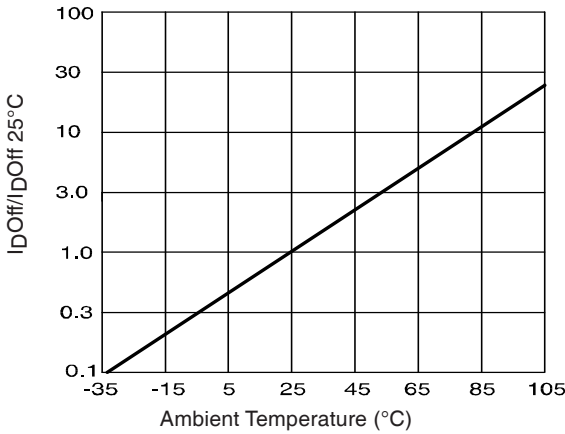


Figure 5. Typical Normalized Off-State Leakage

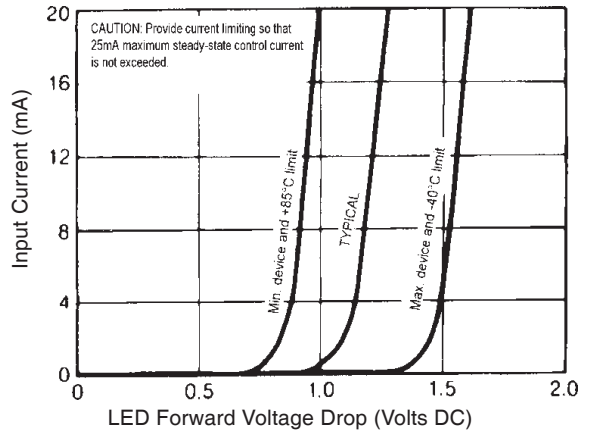


Figure 6. Input Characteristics (Current Controlled)

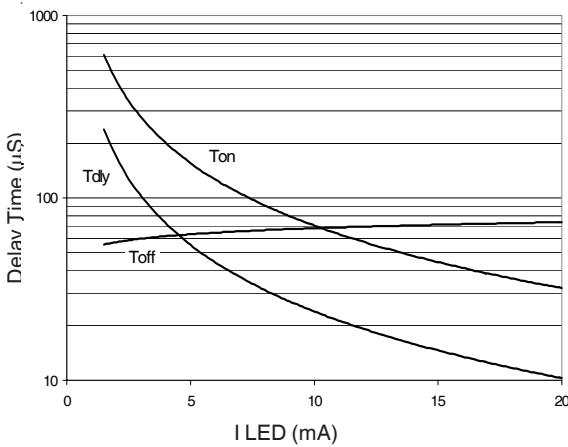


Figure 7. Typical Delay Times

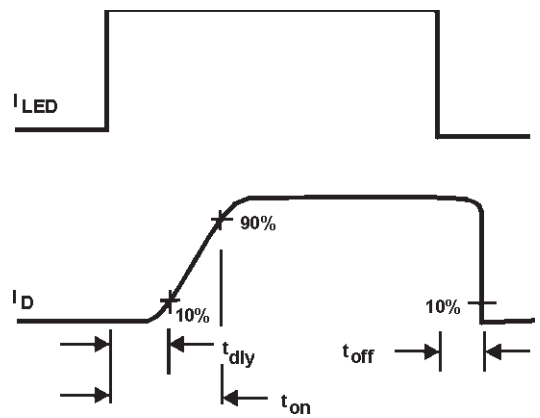


Figure 8. Delay Time Definitions

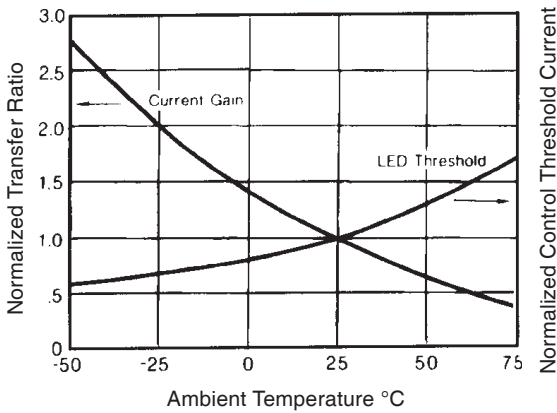


Figure 9. Typical Control Threshold and Transfer Ratio

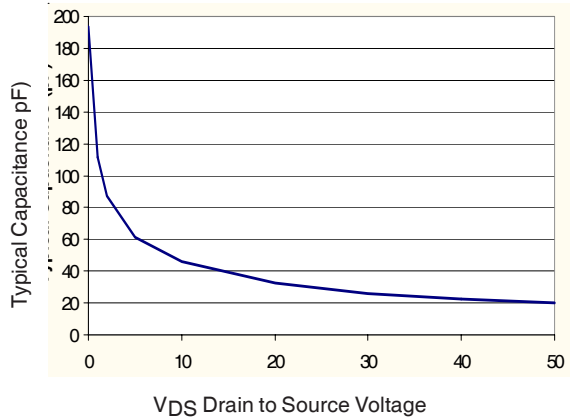
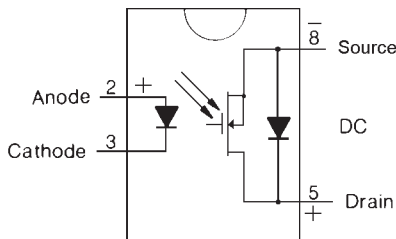
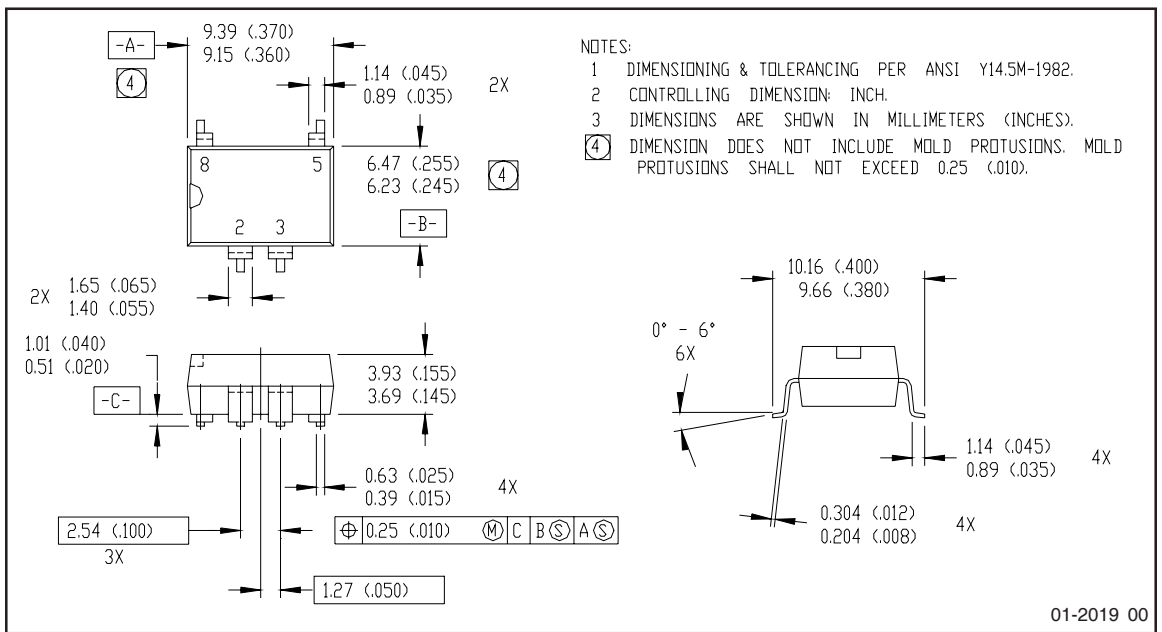
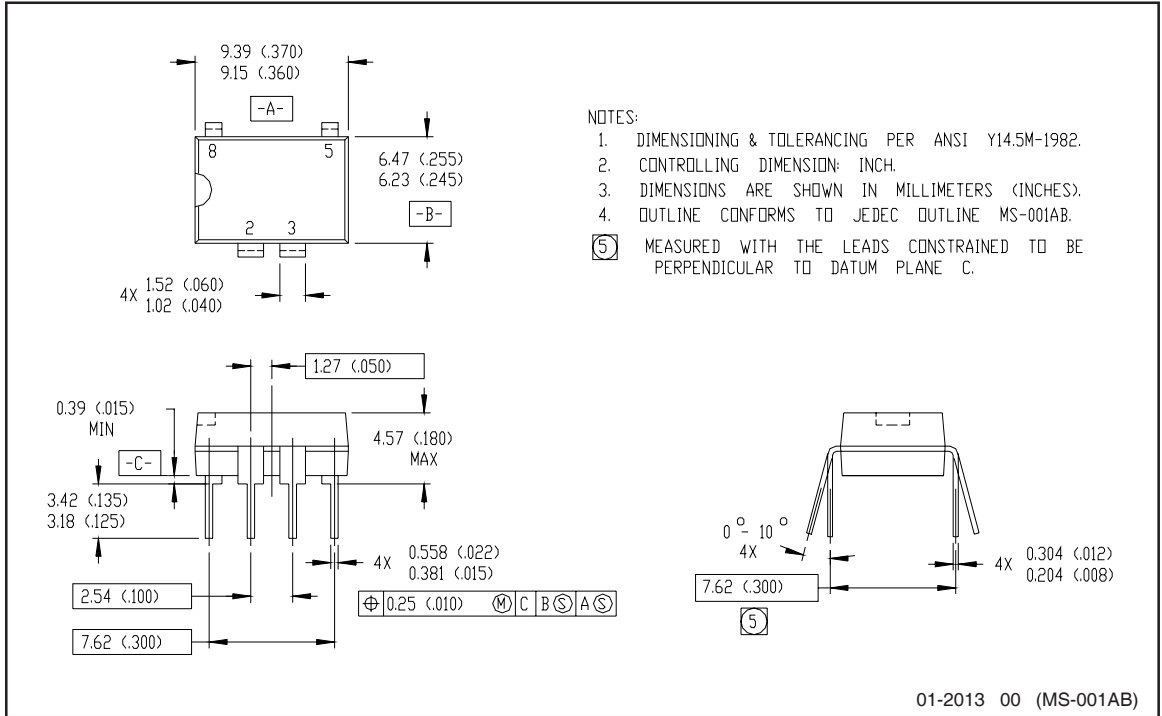


Figure 10. Typical Output Capacitance

### Wiring Diagram



Case Outlines



Note: For the most current drawing please refer to IR website at: <http://www.irf.com/package/>

**Qualification information<sup>†</sup>**

Qualification level	Industrial (per JEDEC JESD471 <sup>††</sup> guidelines)	
Moisture Sensitivity Level	PVD1352NPbF	N/A
	PVD1354NPbF	
	PVD1352NSPbF	MSL4 (per JEDEC J-STD-020E & JEDEC J-STD-033C <sup>††</sup> )
	PVD1354NSPbF	
RoHS compliant	Yes	

<sup>†</sup> Qualification standards can be found at International Rectifier's web site: <http://www.irf.com/product-info/reliability>

<sup>††</sup> Applicable version of JEDEC standard at the time of product release

**Revision History**

Date	Comments
4/29/2015	<ul style="list-style-type: none"> <li>• Added Qualification Information Table on page 7</li> <li>• Updated data sheet with new IR corporate template</li> </ul>

# Mouser Electronics

Authorized Distributor

Click to View Pricing, Inventory, Delivery & Lifecycle Information:

[Infineon:](#)

[PVD1352NPBF](#) [PVD1352NSPBF](#) [PVD1354NPBF](#) [PVD1354NSPBF](#)



Компания «Life Electronics» занимается поставками электронных компонентов импортного и отечественного производства от производителей и со складов крупных дистрибьюторов Европы, Америки и Азии.

С конца 2013 года компания активно расширяет линейку поставок компонентов по направлению коаксиальный кабель, кварцевые генераторы и конденсаторы (керамические, пленочные, электролитические), за счёт заключения дистрибьюторских договоров

Мы предлагаем:

- Конкурентоспособные цены и скидки постоянным клиентам.
- Специальные условия для постоянных клиентов.
- Подбор аналогов.
- Поставку компонентов в любых объемах, удовлетворяющих вашим потребностям.
- Приемлемые сроки поставки, возможна ускоренная поставка.
- Доставку товара в любую точку России и стран СНГ.
- Комплексную поставку.
- Работу по проектам и поставку образцов.
- Формирование склада под заказчика.
- Сертификаты соответствия на поставляемую продукцию (по желанию клиента).
- Тестирование поставляемой продукции.
- Поставку компонентов, требующих военную и космическую приемку.
- Входной контроль качества.
- Наличие сертификата ISO.

В составе нашей компании организован Конструкторский отдел, призванный помогать разработчикам, и инженерам.

Конструкторский отдел помогает осуществить:

- Регистрацию проекта у производителя компонентов.
- Техническую поддержку проекта.
- Защиту от снятия компонента с производства.
- Оценку стоимости проекта по компонентам.
- Изготовление тестовой платы монтаж и пусконаладочные работы.



Тел: +7 (812) 336 43 04 (многоканальный)

Email: [org@lifeelectronics.ru](mailto:org@lifeelectronics.ru)