


Miniaturized Gate Drive Planar Transformers


FEATURES
RoHS*
Available

- Deliver MOSFET / IGBT gate power and timing signals simultaneously
- Directly drive high side MOSFETs / IGBTs on busses up to 1200 V
- Excellent rise time, overshoot, and peak current characteristics
- 8 mm minimum creepage and clearance from drive to gates
- Low profile planar package
- LF and SM versions are RoHS-compliant
- Material categorization: for definitions of compliance please see www.vishay.com/doc?99912

Note

* This datasheet provides information about parts that are RoHS-compliant and / or parts that are non RoHS-compliant. For example, parts with lead (Pb) terminations are not RoHS-compliant. Please see the information / tables in this datasheet for details

ABSOLUTE MAXIMUM RATINGS			
PARAMETER	CONDITIONS	LIMITS	UNITS
Dielectric withstand voltage	Drive to gate, 1 min	3750	V _{AC}
	Gate to gate, 1 min	2500	V _{AC}
Total power dissipation (1)	T _A = 25 °C	2.0	W
Operating temperature (2)	Continuous	-55 to +125	°C
Storage temperature	Continuous	-55 to +130	°C
Frequency		100 to 500	kHz
Size (L x W x H)		20.57 x 18.42 x 11.43	mm
Terminals	Through-hole and surface-mount		

Note

- (1) Derate at 33.3 mW/°C above 25 °C
 (2) Derate drive level to 60 V/μs above 85°C

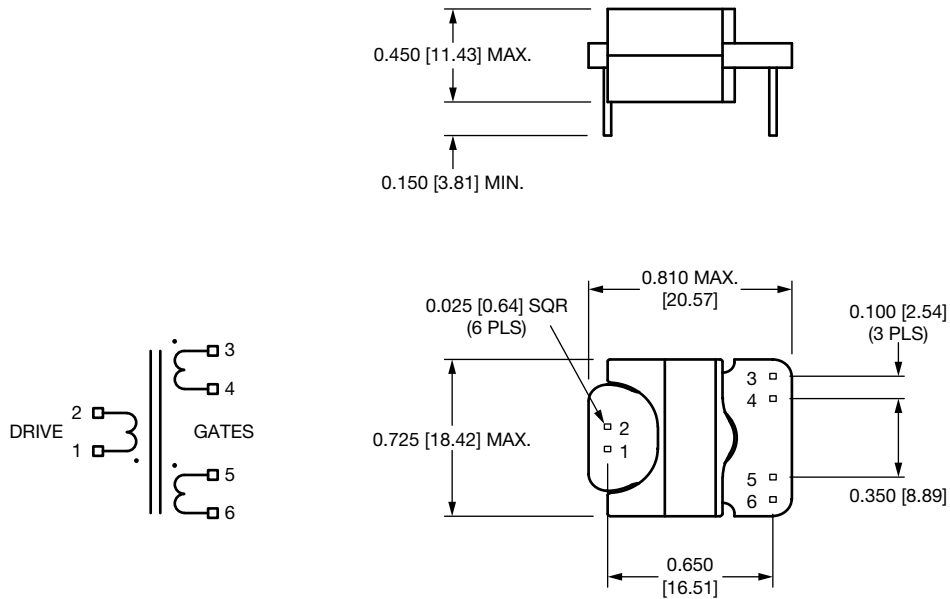
STANDARD ELECTRICAL SPECIFICATIONS									
PART NUMBER	USEFUL FREQ. RANGE (kHz)	TRANSFER RATIO (± 3 %) (1)	DRIVE EXCITATION MAX. (Vμs)	MAGNETIZING INDUCTANCE MIN. (μH) (2)(3)	LEAKAGE INDUCTANCE MAX. (μH) (4)	DC RESISTANCE (2)		INTERWINDING CAPACITANCE	
						DRIVE MAX. (Ω)	GATES MAX. (Ω)	DRIVE TO GATE MAX. (pF)	GATE TO GATE MAX. (pF)
MGDT100100	100 to 500	1 : 1 : 1	80	240	0.5	0.35	0.35	15	10
MGDT100100LF	100 to 500	1 : 1 : 1	80	240	0.5	0.35	0.35	15	10
MGDT100100-SM	100 to 500	1 : 1 : 1	80	240	0.5	0.35	0.35	15	10
MGDT100125	100 to 500	1 : 1.25 : 1.25	80	240	0.5	0.35	0.50	25	10
MGDT100125LF	100 to 500	1 : 1.25 : 1.25	80	240	0.5	0.35	0.50	25	10
MGDT100125-SM	100 to 500	1 : 1.25 : 1.25	80	240	0.5	0.35	0.50	25	10

Notes

- (1) Drive : gate : gate
 (2) T_A = 25 °C
 (3) 100 mV at 100 kHz across the drive winding with all gates open
 (4) 100 mA at 100 kHz into the drive winding with all gates shorted

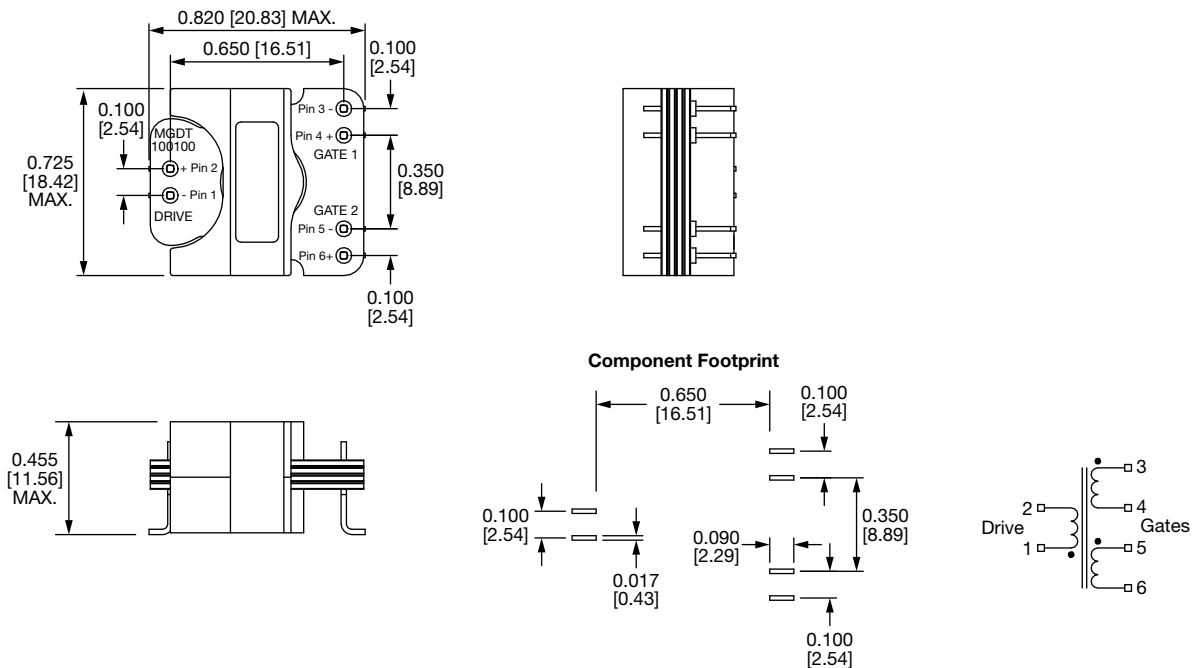
DIMENSIONS in inches [millimeters]

MGDT1001..., MGDT1001..LF



Tolerance on all dimensions is ± 0.010 [0.25] unless otherwise specified.

MGDT1001...-SM





Disclaimer

ALL PRODUCT, PRODUCT SPECIFICATIONS AND DATA ARE SUBJECT TO CHANGE WITHOUT NOTICE TO IMPROVE RELIABILITY, FUNCTION OR DESIGN OR OTHERWISE.

Vishay Intertechnology, Inc., its affiliates, agents, and employees, and all persons acting on its or their behalf (collectively, "Vishay"), disclaim any and all liability for any errors, inaccuracies or incompleteness contained in any datasheet or in any other disclosure relating to any product.

Vishay makes no warranty, representation or guarantee regarding the suitability of the products for any particular purpose or the continuing production of any product. To the maximum extent permitted by applicable law, Vishay disclaims (i) any and all liability arising out of the application or use of any product, (ii) any and all liability, including without limitation special, consequential or incidental damages, and (iii) any and all implied warranties, including warranties of fitness for particular purpose, non-infringement and merchantability.

Statements regarding the suitability of products for certain types of applications are based on Vishay's knowledge of typical requirements that are often placed on Vishay products in generic applications. Such statements are not binding statements about the suitability of products for a particular application. It is the customer's responsibility to validate that a particular product with the properties described in the product specification is suitable for use in a particular application. Parameters provided in datasheets and / or specifications may vary in different applications and performance may vary over time. All operating parameters, including typical parameters, must be validated for each customer application by the customer's technical experts. Product specifications do not expand or otherwise modify Vishay's terms and conditions of purchase, including but not limited to the warranty expressed therein.

Except as expressly indicated in writing, Vishay products are not designed for use in medical, life-saving, or life-sustaining applications or for any other application in which the failure of the Vishay product could result in personal injury or death. Customers using or selling Vishay products not expressly indicated for use in such applications do so at their own risk. Please contact authorized Vishay personnel to obtain written terms and conditions regarding products designed for such applications.

No license, express or implied, by estoppel or otherwise, to any intellectual property rights is granted by this document or by any conduct of Vishay. Product names and markings noted herein may be trademarks of their respective owners.

Компания «Life Electronics» занимается поставками электронных компонентов импортного и отечественного производства от производителей и со складов крупных дистрибьюторов Европы, Америки и Азии.

С конца 2013 года компания активно расширяет линейку поставок компонентов по направлению коаксиальный кабель, кварцевые генераторы и конденсаторы (керамические, пленочные, электролитические), за счёт заключения дистрибьюторских договоров

Мы предлагаем:

- Конкурентоспособные цены и скидки постоянным клиентам.
- Специальные условия для постоянных клиентов.
- Подбор аналогов.
- Поставку компонентов в любых объемах, удовлетворяющих вашим потребностям.
- Приемлемые сроки поставки, возможна ускоренная поставка.
- Доставку товара в любую точку России и стран СНГ.
- Комплексную поставку.
- Работу по проектам и поставку образцов.
- Формирование склада под заказчика.
- Сертификаты соответствия на поставляемую продукцию (по желанию клиента).
- Тестирование поставляемой продукции.
- Поставку компонентов, требующих военную и космическую приемку.
- Входной контроль качества.
- Наличие сертификата ISO.

В составе нашей компании организован Конструкторский отдел, призванный помогать разработчикам, и инженерам.

Конструкторский отдел помогает осуществить:

- Регистрацию проекта у производителя компонентов.
- Техническую поддержку проекта.
- Защиту от снятия компонента с производства.
- Оценку стоимости проекта по компонентам.
- Изготовление тестовой платы монтаж и пусконаладочные работы.



Тел: +7 (812) 336 43 04 (многоканальный)
Email: org@lifeelectronics.ru