



Main

| | |
|---------------------------|--|
| Range of product | OsiSense XM |
| Product or component type | Electronic pressure sensors |
| Pressure sensor type | Pressure transmitter |
| Pressure sensor name | XMLP |
| Electrical circuit type | Control circuit |
| Pressure sensor size | -14.5...15 psi |
| Local display | Without |
| Controlled fluid | Fresh water 0...125 °C Air -15...125 °C Gas -15...125 °C Hydraulic oil -15...125 °C |
| Fluid connection type | 1/4" - 18 NPT (male) |
| Electrical connection | 1 male connector M12 4 pins |
| [Us] rated supply voltage | 12...24 V DC SELV, voltage limits: 7...33 V |
| Current consumption | < 23 mA |
| Type of output signal | Analogue |
| Analogue output function | 4...20 mA, 2-wire |
| Quantity per set | Set of 25 |
| Type of packing | Group |

Complementary

| | |
|---|--|
| Pressure setting range | -14.5...15 psi |
| Maximum permissible accidental pressure | 44 psi |
| Destruction pressure | 73 psi |
| Materials in contact with fluid | Ceramic Stainless steel AISI 316L Fluorocarbon FPM |
| Operating position | Any position |
| Protection type | Load short-circuit Reverse polarity |
| Electromagnetic compatibility | Susceptibility to electromagnetic fields conforming to EN/IEC 61000-4-3 - test level 10 V/m (f = 80...1000 MHz) Radiated RF fields conforming to EN/IEC 61000-4-6 - test level 10 V (f = 0.15...80 MHz) Electrostatic discharge immunity test conforming to EN/IEC 61000-4-2 - test level 8 kV air, 4 kV contact 1.2/50 µs shock waves immunity test conforming to EN/IEC 61000-4-5 - test level 1 kV (f = 42 Ohm) Immunity to magnetic fields conforming to EN/IEC 61000-4-8 - test level 100 A/m (f = 50 Hz) Electrical fast transient/burst immunity test conforming to EN/IEC 61000-4-4 - test level 4 kV |
| [Uimp] rated impulse withstand voltage | 0.5 kV |
| Response time on output | <= 2 ms 10...90 % of full scale |
| Measurement accuracy | +/- 0.5 % of the measuring range |
| Accuracy | 0.1 % of the measuring range |
| Drift of the sensitivity | +/- 0.02 % of measuring range/°K |
| Drift of the zero point | +/- 0.02 % of measuring range/°K |
| Repeat accuracy | +/- 0.25 % of the measuring range |
| Mechanical durability | >= 10000000 cycles |
| Product weight | 0.17 lb(US) (0.075 kg) |

The information provided in this documentation contains general descriptions and/or technical characteristics of the products contained herein. This documentation is not intended as a substitute for and is not to be used for determining suitability or reliability of these products for specific user applications. It is the duty of any such user or integrator to perform the appropriate and complete risk analysis, evaluation and testing of the products with respect to the relevant specific application or use thereof. Neither Schneider Electric Industries SAS nor any of its affiliates or subsidiaries shall be responsible or liable for misuse of the information contained herein.

| | |
|----------|-------------------|
| Diameter | 1.02 in (26 mm) |
| Length | 1.19 in (30.2 mm) |

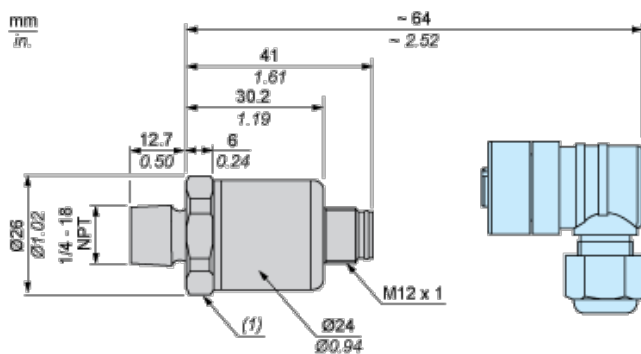
Environment

| | |
|---------------------------------------|---|
| standards | EN/IEC 61326-2-3 NSF ANSI 61 |
| product certifications | CE CULus RCM EAC |
| ambient air temperature for operation | -22...185 °F (-30...85 °C) |
| ambient air temperature for storage | -58...212 °F (-50...100 °C) |
| vibration resistance | 20 gn (f = 10...2000 Hz) conforming to EN/IEC 60068-2-6 |
| shock resistance | 100 gn 11 ms conforming to EN/IEC 60068-2-27 |
| IP degree of protection | IP65 conforming to EN/IEC 60529 IP67 conforming to EN/IEC 60529 IP69K conforming to DIN 40050 |

Offer Sustainability

| | |
|--|--|
| Green Premium product | Green Premium product |
| Compliant - since 1541 - Schneider Electric declaration of conformity | Compliant - since 1541 - Schneider Electric declaration of conformity |
| Reference not containing SVHC above the threshold | Reference not containing SVHC above the threshold |
| Available | Available |
| Need no specific recycling operations | Need no specific recycling operations |
| WARNING: This product can expose you to chemicals including: | WARNING: This product can expose you to chemicals including: |
| Diisononyl phthalate (DINP), which is known to the State of California to cause cancer, and | Diisononyl phthalate (DINP), which is known to the State of California to cause cancer, and |
| Di-isodecyl phthalate (DIDP), which is known to the State of California to cause birth defects or other reproductive harm. | Di-isodecyl phthalate (DIDP), which is known to the State of California to cause birth defects or other reproductive harm. |
| For more information go to www.p65warnings.ca.gov | For more information go to www.p65warnings.ca.gov |

Dimensions

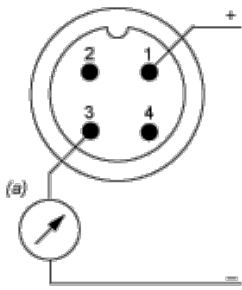


(1) SW24 tightening torque ≤ 25 N.m / 221 lb-in

Connection and Schema

Wiring Diagram

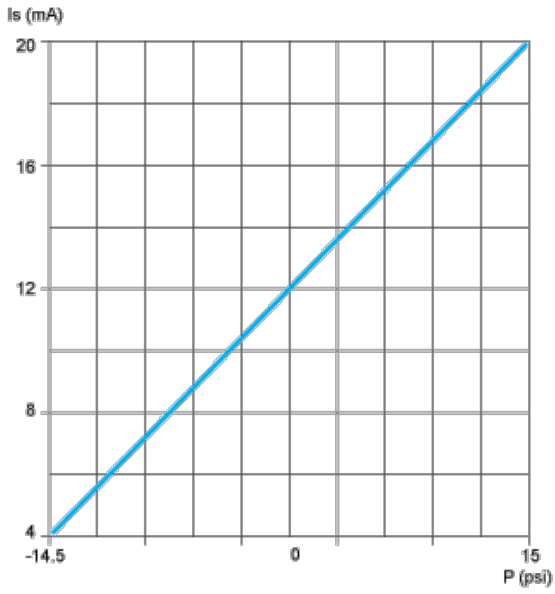
2-Wire Technique (4-20 mA)



(a) I out

Performance Curves

Curves



Компания «Life Electronics» занимается поставками электронных компонентов импортного и отечественного производства от производителей и со складов крупных дистрибьюторов Европы, Америки и Азии.

С конца 2013 года компания активно расширяет линейку поставок компонентов по направлению коаксиальный кабель, кварцевые генераторы и конденсаторы (керамические, пленочные, электролитические), за счёт заключения дистрибьюторских договоров

Мы предлагаем:

- Конкурентоспособные цены и скидки постоянным клиентам.
- Специальные условия для постоянных клиентов.
- Подбор аналогов.
- Поставку компонентов в любых объемах, удовлетворяющих вашим потребностям.
- Приемлемые сроки поставки, возможна ускоренная поставка.
- Доставку товара в любую точку России и стран СНГ.
- Комплексную поставку.
- Работу по проектам и поставку образцов.
- Формирование склада под заказчика.
- Сертификаты соответствия на поставляемую продукцию (по желанию клиента).
- Тестирование поставляемой продукции.
- Поставку компонентов, требующих военную и космическую приемку.
- Входной контроль качества.
- Наличие сертификата ISO.

В составе нашей компании организован Конструкторский отдел, призванный помогать разработчикам, и инженерам.

Конструкторский отдел помогает осуществить:

- Регистрацию проекта у производителя компонентов.
- Техническую поддержку проекта.
- Защиту от снятия компонента с производства.
- Оценку стоимости проекта по компонентам.
- Изготовление тестовой платы монтаж и пусконаладочные работы.



Тел: +7 (812) 336 43 04 (многоканальный)
Email: org@lifeelectronics.ru