

Medium Power Silicon Rectifier Diodes, 12 A



DO-203AA (DO-4)

FEATURES

- Voltage ratings from 50 to 1000 V
- High surge capability
- Low thermal impedance
- High temperature rating
- Can be supplied as JAN and JAN-TX devices in accordance with MIL-S-19500/260
- RoHS compliant


PRODUCT SUMMARY

$I_{F(AV)}$	12 A
-------------	------

MAJOR RATINGS AND CHARACTERISTICS

PARAMETER	TEST CONDITIONS	VALUES	UNITS
$I_{F(AV)}$		12 ⁽¹⁾	A
	T_C	150 ⁽¹⁾	°C
I_{FSM}	50 Hz	230	A
	60 Hz	240 ⁽¹⁾	
I^2t	50 Hz	260	A ² s
	60 Hz	240	
T_C		- 65 to 200	°C
V_{RRM}	Range	50 to 1000 ⁽¹⁾	V

Note

⁽¹⁾ JEDEC registered values

ELECTRICAL SPECIFICATIONS
VOLTAGE RATINGS

TYPE NUMBER ⁽²⁾	V_{RRM} , MAXIMUM REPETITIVE PEAK REVERSE VOLTAGE V	$V_{R(RMS)}$, MAXIMUM RMS REVERSE VOLTAGE V	V_{RSM} , MAXIMUM NON-REPETITIVE PEAK REVERSE VOLTAGE V	V_{RM} , MAXIMUM DIRECT REVERSE VOLTAGE V
	$T_C = - 65\text{ °C TO } 200\text{ °C}$	$T_C = - 65\text{ °C TO } 200\text{ °C}$	$T_C = - 65\text{ °C TO } 200\text{ °C}$	$T_C = - 65\text{ °C TO } 200\text{ °C}$
1N1199A	50 ⁽¹⁾	35 ⁽¹⁾	100 ⁽¹⁾	50 ⁽¹⁾
1N1200A	100 ⁽¹⁾	70 ⁽¹⁾	200 ⁽¹⁾	100 ⁽¹⁾
1N1201A	150 ⁽¹⁾	105 ⁽¹⁾	300 ⁽¹⁾	150 ⁽¹⁾
1N1202A	200 ⁽¹⁾	140 ⁽¹⁾	350 ⁽¹⁾	200 ⁽¹⁾
1N1203A	300 ⁽¹⁾	210 ⁽¹⁾	450 ⁽¹⁾	300 ⁽¹⁾
1N1204A	400 ⁽¹⁾	280 ⁽¹⁾	600 ⁽¹⁾	400 ⁽¹⁾
1N1205A	500 ⁽¹⁾	350 ⁽¹⁾	700 ⁽¹⁾	500 ⁽¹⁾
1N1206A	600 ⁽¹⁾	420 ⁽¹⁾	800 ⁽¹⁾	600 ⁽¹⁾
1N3670A	700 ⁽¹⁾	490	900 ⁽¹⁾	700 ⁽¹⁾
1N3671A	800 ⁽¹⁾	560	1000 ⁽¹⁾	800 ⁽¹⁾
1N3672A	900 ⁽¹⁾	630	1100 ⁽¹⁾	900 ⁽¹⁾
1N3673A	1000 ⁽¹⁾	700	1200 ⁽¹⁾	1000 ⁽¹⁾

Notes

⁽¹⁾ JEDEC registered values

⁽²⁾ Basic part number indicates cathode to case; for anode to case, add "R" to part number, e.g., 1N1199RA

1N1...A, 1N36..A Series



Vishay High Power Products

Medium Power
Silicon Rectifier Diodes, 12 A

FORWARD CONDUCTION					
PARAMETER	SYMBOL	TEST CONDITIONS		VALUES	UNITS
Maximum average forward current at case temperature	$I_{F(AV)}$	180° sinusoidal conduction		12 ⁽¹⁾	A
				150 ⁽¹⁾	°C
Maximum peak one cycle non-repetitive surge current	I_{FSM}	Half cycle 50 Hz sine wave or 6 ms rectangular pulse	Following any rated load condition and with rated V_{RRM} applied	230	A
		Half cycle 60 Hz sine wave or 5 ms rectangular pulse		240 ⁽¹⁾	
		Half cycle 50 Hz sine wave or 6 ms rectangular pulse	Following any rated load condition and with V_{RRM} applied following surge = 0	275	
		Half cycle 60 Hz sine wave or 5 ms rectangular pulse		285	
Maximum I^2t for fusing	I^2t	t = 10 ms	With rated V_{RRM} applied following surge, initial $T_J = 200$ °C	260	A ² s
		t = 8.3 ms		240	
Maximum I^2t for individual device fusing	I^2t	t = 10 ms	With $V_{RRM} = 0$ following surge, initial $T_J = 200$ °C	370	
		t = 8.3 ms		340	
Maximum $I^2\sqrt{t}$ for individual device fusing	$I^2\sqrt{t}$ ⁽²⁾	t = 0.1 to 10 ms, $V_{RRM} = 0$ following surge		3715	A ² √s
Maximum forward voltage drop	V_{FM}	$I_{F(AV)} = 12$ A (38 A peak), $T_C = 25$ °C		1.35 ⁽¹⁾	V
Maximum average reverse current	$I_{R(AV)}$ ⁽³⁾	Maximum rated $I_{F(AV)}$ and T_C		$V_{RRM} = 50$	3.0 ⁽¹⁾
				$V_{RRM} = 100$	2.5 ⁽¹⁾
				$V_{RRM} = 150$	2.25 ⁽¹⁾
				$V_{RRM} = 200$	2.0 ⁽¹⁾
				$V_{RRM} = 300$	1.75 ⁽¹⁾
				$V_{RRM} = 400$	1.5 ⁽¹⁾
				$V_{RRM} = 500$	1.25 ⁽¹⁾
				$V_{RRM} = 600$	1.0 ⁽¹⁾
				$V_{RRM} = 700$	0.9 ⁽¹⁾
				$V_{RRM} = 800$	0.8 ⁽¹⁾
				$V_{RRM} = 900$	0.7 ⁽¹⁾
				$V_{RRM} = 1000$	0.6 ⁽¹⁾

Notes

⁽¹⁾ JEDEC registered values

⁽²⁾ I^2t for time $t_x = I^2\sqrt{t} \times \sqrt{t_x}$

⁽³⁾ Maximum peak reverse current (I_{RM}) under same conditions $\approx 2 \times$ rated $I_{R(AV)}$



THERMAL AND MECHANICAL SPECIFICATIONS				
PARAMETER	SYMBOL	TEST CONDITIONS	VALUES	UNITS
Maximum operating case and storage temperature range	T_C, T_{Stg}		- 65 to 200 ⁽¹⁾	°C
Maximum internal thermal resistance, junction to case	R_{thJC}	DC operation	2.0 ⁽¹⁾	°C/W
Thermal resistance, case to sink	R_{thCS}	Mounting surface, smooth, flat and greased	0.5	
Mounting torque	minimum	Torque applied to nut; non-lubricated threads	1.36 (12)	N · m (lbf · in)
	maximum		1.69 (15)	
	minimum	Torque applied to nut; lubricated threads	1.07 (9.45)	
	maximum		1.30 (11.55)	
	minimum	Torque applied to device case; lubricated threads	1.17 (10.35)	
	maximum		1.43 (12.65)	
Approximate weight			7.0	g
			0.25	oz.
Case style		JEDEC	DO-203AA (DO-4)	

Note

⁽¹⁾ JEDEC registered values

1N1...A, 1N36..A Series

Vishay High Power Products

Medium Power
Silicon Rectifier Diodes, 12 A

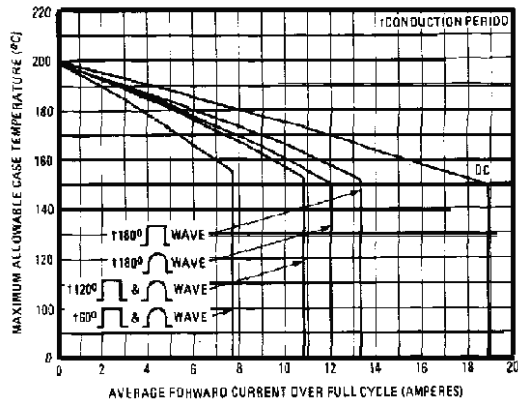


Fig. 1 - Average Forward Current vs. Maximum Allowable Case Temperature

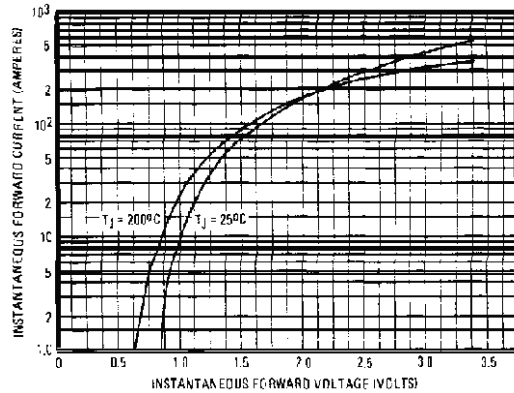


Fig. 4 - Maximum Forward Voltage vs. Forward Current

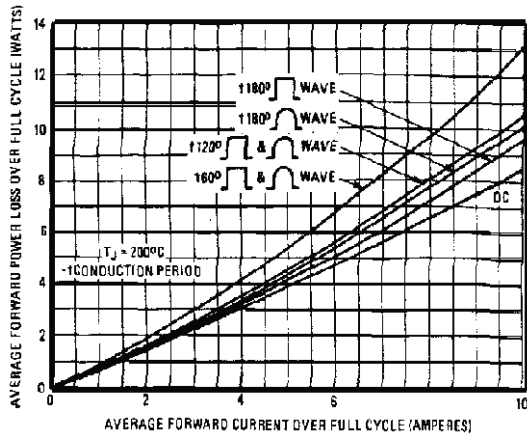


Fig. 2 - Maximum Low Level Forward Power Loss vs. Average Forward Current

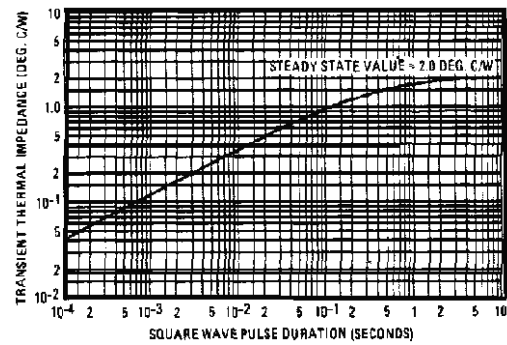


Fig. 5 - Maximum Transient Thermal Impedance, Junction to Case vs. Pulse Duration

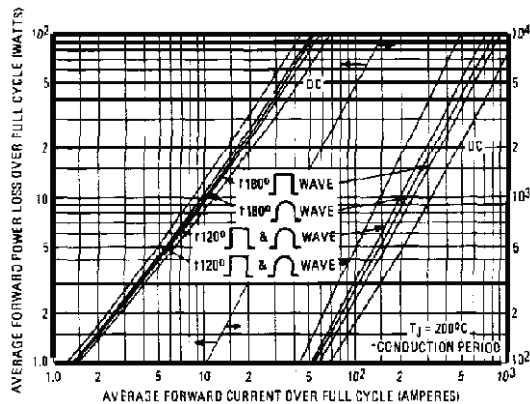


Fig. 3 - Maximum High Level Forward Power Loss vs. Average Forward Current

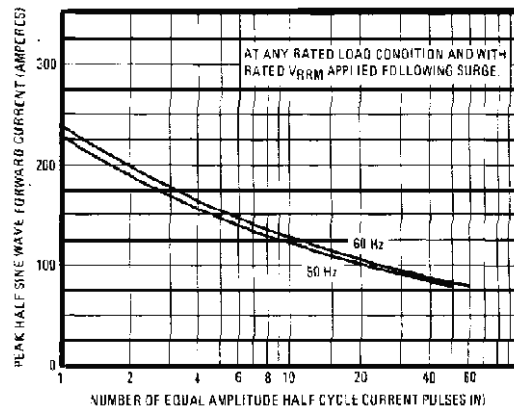


Fig. 6 - Maximum Non-Repetitive 50 Hz Surge Current vs. Number of Current Pulses

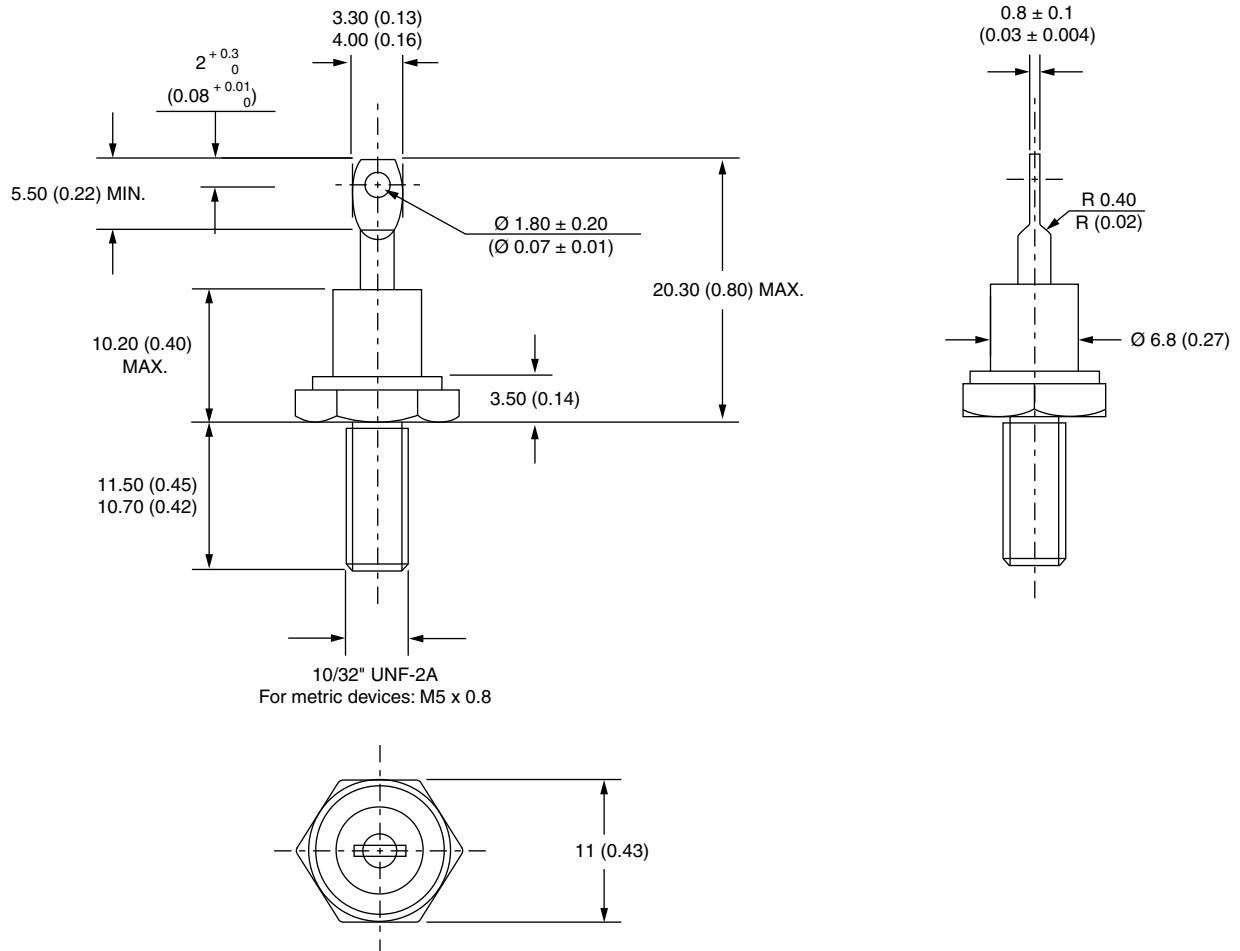
LINKS TO RELATED DOCUMENTS

Dimensions

<http://www.vishay.com/doc?95311>

DO-203AA (DO-4)

DIMENSIONS in millimeters (inches)





Disclaimer

ALL PRODUCT, PRODUCT SPECIFICATIONS AND DATA ARE SUBJECT TO CHANGE WITHOUT NOTICE TO IMPROVE RELIABILITY, FUNCTION OR DESIGN OR OTHERWISE.

Vishay Intertechnology, Inc., its affiliates, agents, and employees, and all persons acting on its or their behalf (collectively, "Vishay"), disclaim any and all liability for any errors, inaccuracies or incompleteness contained in any datasheet or in any other disclosure relating to any product.

Vishay makes no warranty, representation or guarantee regarding the suitability of the products for any particular purpose or the continuing production of any product. To the maximum extent permitted by applicable law, Vishay disclaims (i) any and all liability arising out of the application or use of any product, (ii) any and all liability, including without limitation special, consequential or incidental damages, and (iii) any and all implied warranties, including warranties of fitness for particular purpose, non-infringement and merchantability.

Statements regarding the suitability of products for certain types of applications are based on Vishay's knowledge of typical requirements that are often placed on Vishay products in generic applications. Such statements are not binding statements about the suitability of products for a particular application. It is the customer's responsibility to validate that a particular product with the properties described in the product specification is suitable for use in a particular application. Parameters provided in datasheets and/or specifications may vary in different applications and performance may vary over time. All operating parameters, including typical parameters, must be validated for each customer application by the customer's technical experts. Product specifications do not expand or otherwise modify Vishay's terms and conditions of purchase, including but not limited to the warranty expressed therein.

Except as expressly indicated in writing, Vishay products are not designed for use in medical, life-saving, or life-sustaining applications or for any other application in which the failure of the Vishay product could result in personal injury or death. Customers using or selling Vishay products not expressly indicated for use in such applications do so at their own risk and agree to fully indemnify and hold Vishay and its distributors harmless from and against any and all claims, liabilities, expenses and damages arising or resulting in connection with such use or sale, including attorneys fees, even if such claim alleges that Vishay or its distributor was negligent regarding the design or manufacture of the part. Please contact authorized Vishay personnel to obtain written terms and conditions regarding products designed for such applications.

No license, express or implied, by estoppel or otherwise, to any intellectual property rights is granted by this document or by any conduct of Vishay. Product names and markings noted herein may be trademarks of their respective owners.

Material Category Policy

Vishay Intertechnology, Inc. hereby certifies that all its products that are identified as RoHS-Compliant fulfill the definitions and restrictions defined under Directive 2011/65/EU of The European Parliament and of the Council of June 8, 2011 on the restriction of the use of certain hazardous substances in electrical and electronic equipment (EEE) - recast, unless otherwise specified as non-compliant.

Please note that some Vishay documentation may still make reference to RoHS Directive 2002/95/EC. We confirm that all the products identified as being compliant to Directive 2002/95/EC conform to Directive 2011/65/EU.

Компания «Life Electronics» занимается поставками электронных компонентов импортного и отечественного производства от производителей и со складов крупных дистрибьюторов Европы, Америки и Азии.

С конца 2013 года компания активно расширяет линейку поставок компонентов по направлению коаксиальный кабель, кварцевые генераторы и конденсаторы (керамические, пленочные, электролитические), за счёт заключения дистрибьюторских договоров

Мы предлагаем:

- Конкурентоспособные цены и скидки постоянным клиентам.
- Специальные условия для постоянных клиентов.
- Подбор аналогов.
- Поставку компонентов в любых объемах, удовлетворяющих вашим потребностям.
- Приемлемые сроки поставки, возможна ускоренная поставка.
- Доставку товара в любую точку России и стран СНГ.
- Комплексную поставку.
- Работу по проектам и поставку образцов.
- Формирование склада под заказчика.
- Сертификаты соответствия на поставляемую продукцию (по желанию клиента).
- Тестирование поставляемой продукции.
- Поставку компонентов, требующих военную и космическую приемку.
- Входной контроль качества.
- Наличие сертификата ISO.

В составе нашей компании организован Конструкторский отдел, призванный помогать разработчикам, и инженерам.

Конструкторский отдел помогает осуществить:

- Регистрацию проекта у производителя компонентов.
- Техническую поддержку проекта.
- Защиту от снятия компонента с производства.
- Оценку стоимости проекта по компонентам.
- Изготовление тестовой платы монтаж и пусконаладочные работы.



Тел: +7 (812) 336 43 04 (многоканальный)
Email: org@lifeelectronics.ru