



Typical Applications

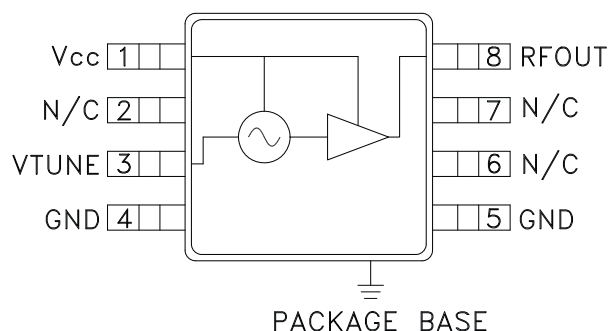
Low noise MMIC VCO w/Buffer Amplifier for C-Band applications such as:

- UNII & Pt. to Pt. Radios
- 802.11a & HiperLAN WLAN
- VSAT Radios

Features

- Pout: +11 dBm
- Phase Noise: -110 dBc/Hz @100 KHz
- No External Resonator Needed
- Single Supply: 3V @ 100 mA
- 15mm² MSOP8G SMT Package

Functional Diagram



General Description

The HMC358MS8G & HMC358MS8GE are GaAs InGaP Heterojunction Bipolar Transistor (HBT) MMIC VCOs. The HMC358MS8G & HMC358MS8GE integrate resonators, negative resistance devices, varactor diodes, and buffer amplifiers. The VCO's phase noise performance is excellent over temperature, shock, and process due to the oscillator's monolithic structure. Power output is 11 dBm typical from a 3V supply voltage. The voltage controlled oscillator is packaged in a low cost, surface mount 8 lead MSOP package with an exposed base for improved RF and thermal performance.

Electrical Specifications, $T_A = +25^\circ C$, $V_{CC} = +3V$

| Parameter | Min. | Typ. | Max. | Units |
|--|-----------|------|------|-----------------|
| Frequency Range | 5.8 - 6.8 | | | GHz |
| Power Output | 8 | 11 | | dBm |
| SSB Phase Noise @ 100 kHz Offset, $V_{tune} = +5V$ @ RF Output | | -110 | | dBc/Hz |
| Tune Voltage (V_{tune}) | 0 | | 10 | V |
| Supply Current (I_{CC}) | | 100 | | mA |
| Tune Port Leakage Current ($V_{tune} = 10V$) | | | 10 | μA |
| Output Return Loss | | 9 | | dB |
| Harmonics | | | | |
| 2nd | | -10 | | dB |
| 3rd | | -20 | | dB |
| Pulling (into a 2.0:1 VSWR) | | 10 | | MHz pp |
| Pushing @ $V_{tune} = +3V$ | | 150 | | MHz/V |
| Frequency Drift Rate | | 0.8 | | MHz/ $^\circ C$ |

Information furnished by Analog Devices is believed to be accurate and reliable. However, no responsibility is assumed by Analog Devices for its use, nor for any infringements of patents or other rights of third parties that may result from its use. Specifications subject to change without notice. No license is granted by implication or otherwise under any patent or patent rights of Analog Devices. Trademarks and registered trademarks are the property of their respective owners.

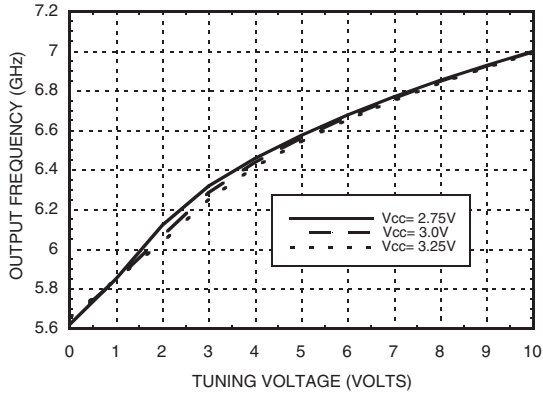
For price, delivery, and to place orders: Analog Devices, Inc., One Technology Way, P.O. Box 9106, Norwood, MA 02062-9106 Phone: 781-329-4700 • Order online at www.analog.com Application Support: Phone: 1-800-ANALOG-D



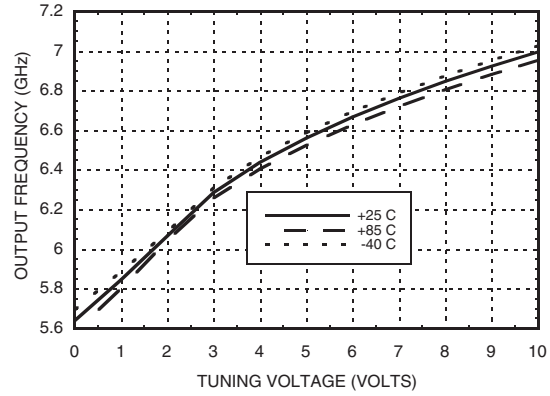
HMC358MS8G / 358MS8GE

MMIC VCO w/ BUFFER AMPLIFIER, 5.8 - 6.8 GHz

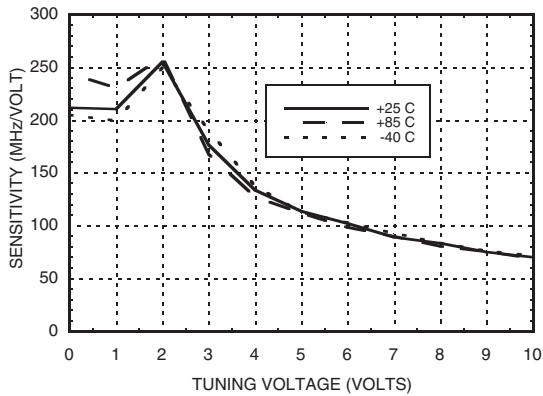
Frequency vs. Tuning Voltage, $T = 25^{\circ}\text{C}$



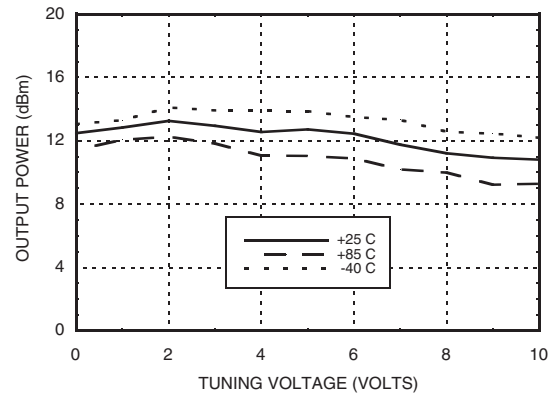
Frequency vs. Tuning Voltage, $V_{cc} = +3V$



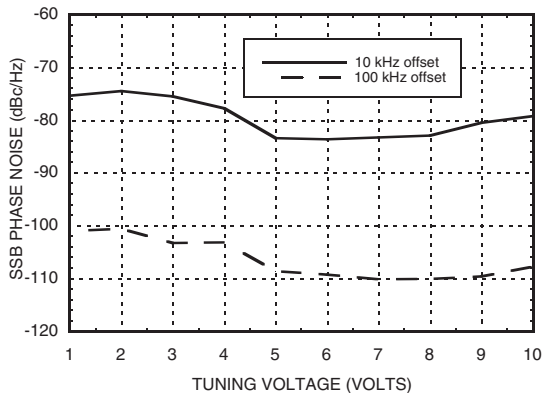
Sensitivity vs. Tuning Voltage, $V_{cc} = +3V$



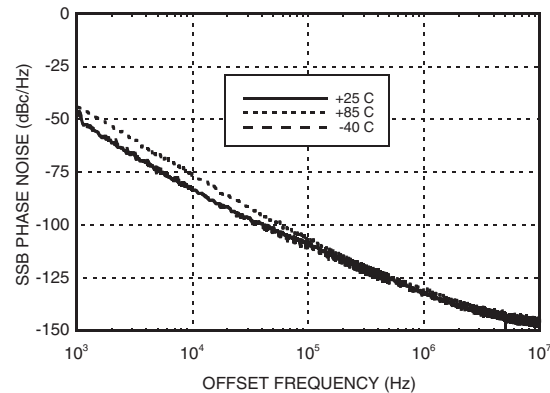
Output Power vs. Tuning Voltage, $V_{cc} = +3V$



Phase Noise vs. Tuning Voltage



Typical SSB Phase Noise @ $V_{tune} = +5V$

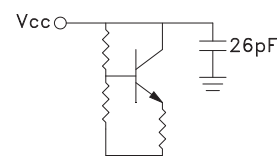
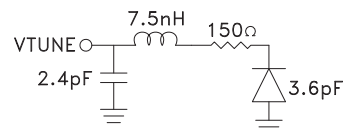

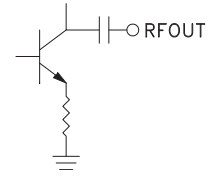


Information furnished by Analog Devices is believed to be accurate and reliable. However, no responsibility is assumed by Analog Devices for its use, nor for any infringements of patents or other rights of third parties that may result from its use. Specifications subject to change without notice. No license is granted by implication or otherwise under any patent or patent rights of Analog Devices. Trademarks and registered trademarks are the property of their respective owners.

For price, delivery, and to place orders: Analog Devices, Inc., One Technology Way, P.O. Box 9106, Norwood, MA 02062-9106 Phone: 781-329-4700 • Order online at www.analog.com Application Support: Phone: 1-800-ANALOG-D

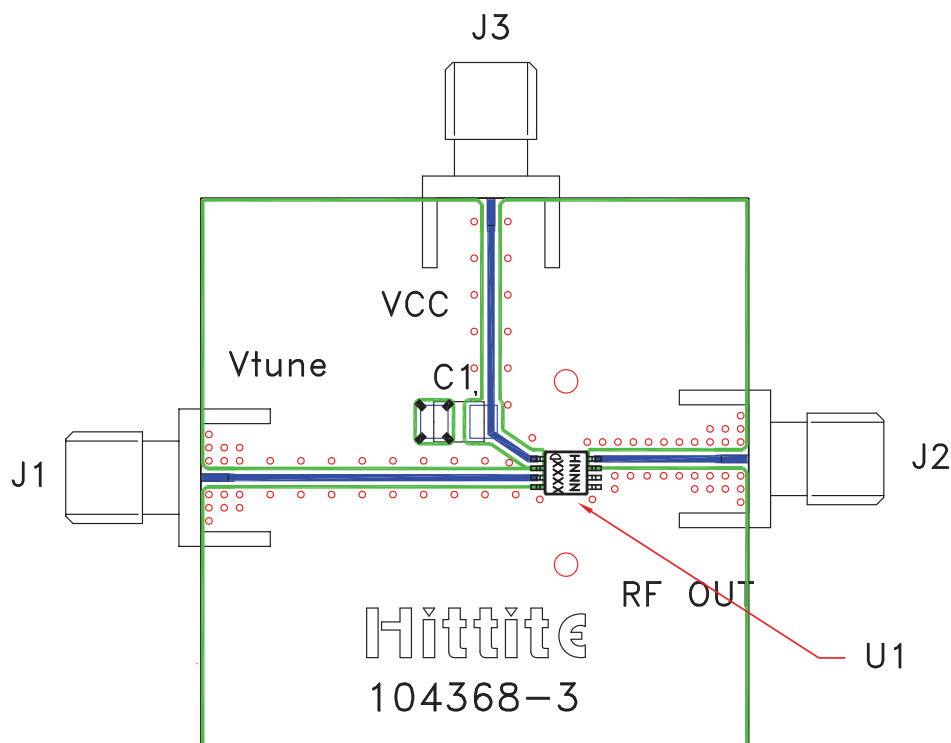


Pin Descriptions

| Pin Number | Function | Description | Interface Schematic |
|------------|----------|---|---|
| 1 | Vcc | Supply Voltage Vcc= 3V |  |
| 2, 6, 7 | N/C | No Connection | |
| 3 | VTUNE | Control Voltage Input. Modulation port bandwidth dependent on drive source impedance. |  |
| 4, 5 | GND | Package bottom has an exposed metal paddle that must be RF & DC grounded. |  |
| 8 | RFOUT | RF output (AC coupled). |  |



Evaluation PCB



List of Materials for Evaluation PCB 104713 ^[1]

| Item | Description |
|--------------------|-------------------------------|
| J1 - J3 | PCB Mount SMA RF Connector |
| C1 | 10 μ F Tantalum Capacitor |
| U1 | HMC358MS8G / HMC358MS8GE VCO |
| PCB ^[2] | 104368 Eval Board |

[1] Reference this number when ordering complete evaluation PCB

[2] Circuit Board Material: Rogers 4350

The circuit board used in the final application should use RF circuit design techniques. Signal lines should have 50 ohm impedance while the package ground leads and backside ground slug should be connected directly to the ground plane similar to that shown. A sufficient number of via holes should be used to connect the top and bottom ground planes. The evaluation circuit board shown is available from Hittite upon request.



Notes:

HMC358MS8G / 358MS8GE

v04.0607

**MMIC VCO w/ BUFFER
AMPLIFIER, 5.8 - 6.8 GHz**

Компания «Life Electronics» занимается поставками электронных компонентов импортного и отечественного производства от производителей и со складов крупных дистрибьюторов Европы, Америки и Азии.

С конца 2013 года компания активно расширяет линейку поставок компонентов по направлению коаксиальный кабель, кварцевые генераторы и конденсаторы (керамические, пленочные, электролитические), за счёт заключения дистрибьюторских договоров

Мы предлагаем:

- Конкурентоспособные цены и скидки постоянным клиентам.
- Специальные условия для постоянных клиентов.
- Подбор аналогов.
- Поставку компонентов в любых объемах, удовлетворяющих вашим потребностям.
- Приемлемые сроки поставки, возможна ускоренная поставка.
- Доставку товара в любую точку России и стран СНГ.
- Комплексную поставку.
- Работу по проектам и поставку образцов.
- Формирование склада под заказчика.
- Сертификаты соответствия на поставляемую продукцию (по желанию клиента).
- Тестирование поставляемой продукции.
- Поставку компонентов, требующих военную и космическую приемку.
- Входной контроль качества.
- Наличие сертификата ISO.

В составе нашей компании организован Конструкторский отдел, призванный помогать разработчикам, и инженерам.

Конструкторский отдел помогает осуществить:

- Регистрацию проекта у производителя компонентов.
- Техническую поддержку проекта.
- Защиту от снятия компонента с производства.
- Оценку стоимости проекта по компонентам.
- Изготовление тестовой платы монтаж и пусконаладочные работы.



Тел: +7 (812) 336 43 04 (многоканальный)

Email: org@lifeelectronics.ru