

# Datasheet Evaluation Kit EK-P3

## For SDP600 series differential pressure Sensors

- Evaluation Kit
- Applicable to SDP5xx/6xx/7xx sensors
- Viewer Software for download
- Easy connection via USB Interface



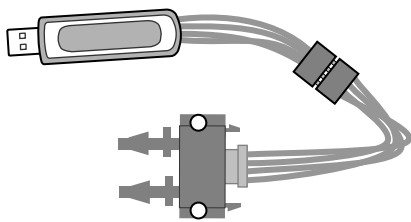
### Product Summary

The evaluation kit EK-P3 contains everything needed for fast evaluation and qualification of the SDP600 series differential pressure sensors. It contains a USB dongle, a SDP610 differential pressure sensor and an adapter cable to connect the sensor to the USB-dongle.

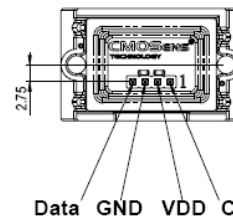
With this equipment, first measurements can be done within a couple of minutes.

The viewer software can be downloaded from the Sensirion web page and includes some simple data-logger features.

### Set Up of EK-P3



**Figure 1** Schematic of Evaluation Kit EK-P3. USB Dongle with I2C to USB converter. SDP6xx sensor is connected via plug to this USB dongle. Viewer software must be downloaded from the Sensirion web page.



**Figure 2** Pin assignment of SDP6xx on PCB top view from left to right. Connect cable such that yellow cable is connected to data, black (GND), red (Vdd) and green (clock).

**WARNING:** Reverse polarity connection might damage sensor permanently.

### Material Contents

- **1 EK-P3 USB Stick:** Contains USB to I<sup>2</sup>C translator capabilities.
- **1 Sensor cable** of 20 cm length with plug for connecting sensors with USB dongle.
- **1 SDP610 sensor:** Digital Sensor with I2C output.  
Please refer to datasheet for the SDP600 series for more details:

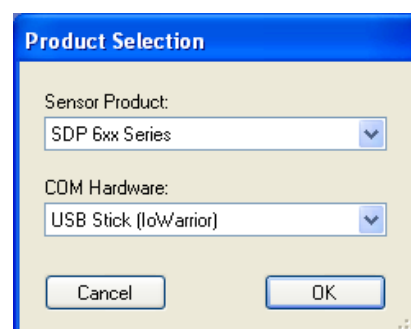
[http://www.sensirion.com/en/pdf/product\\_information/Data\\_sheet\\_SDP600series\\_differential\\_pressure\\_sensor.pdf](http://www.sensirion.com/en/pdf/product_information/Data_sheet_SDP600series_differential_pressure_sensor.pdf)

### Installation Guide

**Step 1:** Connect USB-stick to PC and install viewer software. Viewer Software must be downloaded from the Sensirion web page at:  
[http://www.sensirion.com/en/Installationsprogramme/USB-Sensor-Viewer\\_Setup.msi](http://www.sensirion.com/en/Installationsprogramme/USB-Sensor-Viewer_Setup.msi).

**Step 2:** Connect the sensor via the adapter cable to the USB-stick (see figure 2).

**Step 3:** Start software. Please note that the USB stick, sensor cable and sensor must be connected to the computer before starting the software. Please choose SDP6xx series and press OK button.

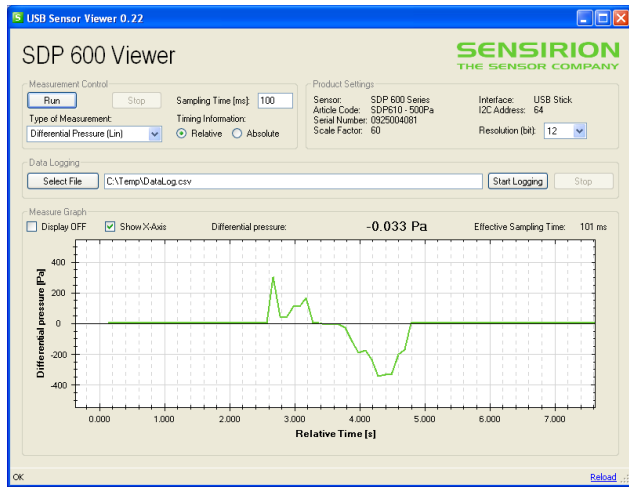


**Step 4:** Press run to start the measurement or chose advanced settings like described in the next section.

### Viewer Software

The viewer software displays differential pressure over time. It allows selecting all available resolutions, absolute or relative timing and free choice of sampling time (sampling time is limited to 8 ms due to the USB-stick not because of the sensor). Furthermore, the output signal

may be displayed as linearized or raw data. The data can be logged, stored and exported to Excel format.



When starting the viewer software, the right sensor must be selected in a first window (please select SDP 600 series). The settings must be chosen and then the

measurement may be started. Choose the type of measurement, the resolution and sampling time and press the run button. The software has a simple data logger feature which saves data as csv-file.

### Device Certification

The Evaluation Kit EK-P3 is RoHS and WEEE compliant.

### Ordering Information

Use the part names and item numbers shown in the following table when ordering the EK-P3 evaluation kit. For the latest product information and local distributors, visit [www.sensirion.com](http://www.sensirion.com).

Part name	Description / Output	Item number
EK-P3	SDP600 series evaluation kit	1-100766-01

### Revision History

Date	Version	Page(s)	Author	Changes
August 2010	1.0	1 – 3	DAT	Initial release
December 2010	1.1	2	DAT	New Link to Software

## Important Notice

### Warning, Personal Injury

**Do not use this product as safety or emergency stop devices or in any other application where failure of the product could result in personal injury. Do not use this product for applications other than its intended and authorized use. Before installing, handling, using or servicing this product, please consult the data sheet and application notes. Failure to comply with these instructions could result in death or serious injury.**

If the Buyer shall purchase or use SENSIRION products for any unintended or unauthorized application, Buyer shall defend, indemnify and hold harmless SENSIRION and its officers, employees, subsidiaries, affiliates and distributors against all claims, costs, damages and expenses, and reasonable attorney fees arising out of, directly or indirectly, any claim of personal injury or death associated with such unintended or unauthorized use, even if SENSIRION shall be allegedly negligent with respect to the design or the manufacture of the product.

### ESD Precautions

The inherent design of this component causes it to be sensitive to electrostatic discharge (ESD). To prevent ESD-induced damage and/or degradation, take customary and statutory ESD precautions when handling this product.

See application note "ESD, Latchup and EMC" for more information.

### Warranty

SENSIRION warrants solely to the original purchaser of this product for a period of 12 months (one year) from the date of delivery that this product shall be of the quality, material and workmanship defined in SENSIRION's published specifications of the product. Within such period, if proven to be defective, SENSIRION shall repair and/or replace this product, in SENSIRION's discretion, free of charge to the Buyer, provided that:

- notice in writing describing the defects shall be given to SENSIRION within fourteen (14) days after their appearance;

- such defects shall be found, to SENSIRION's reasonable satisfaction, to have arisen from SENSIRION's faulty design, material, or workmanship;
- the defective product shall be returned to SENSIRION's factory at the Buyer's expense; and
- the warranty period for any repaired or replaced product shall be limited to the unexpired portion of the original period.

This warranty does not apply to any equipment which has not been installed and used within the specifications recommended by SENSIRION for the intended and proper use of the equipment. EXCEPT FOR THE WARRANTIES EXPRESSLY SET FORTH HEREIN, SENSIRION MAKES NO WARRANTIES, EITHER EXPRESS OR IMPLIED, WITH RESPECT TO THE PRODUCT. ANY AND ALL WARRANTIES, INCLUDING WITHOUT LIMITATION, WARRANTIES OF MERCHANTABILITY OR FITNESS FOR A PARTICULAR PURPOSE, ARE EXPRESSLY EXCLUDED AND DECLINED.

SENSIRION is only liable for defects of this product arising under the conditions of operation provided for in the data sheet and proper use of the goods. SENSIRION explicitly disclaims all warranties, express or implied, for any period during which the goods are operated or stored not in accordance with the technical specifications.

SENSIRION does not assume any liability arising out of any application or use of any product or circuit and specifically disclaims any and all liability, including without limitation consequential or incidental damages. All operating parameters, including without limitation recommended parameters, must be validated for each customer's applications by customer's technical experts. Recommended parameters can and do vary in different applications.

SENSIRION reserves the right, without further notice, (i) to change the product specifications and/or the information in this document and (ii) to improve reliability, functions and design of this product.

© Copyright 2010 by SENSIRION.  
CMOSens® is a trademark of SENSIRION  
All rights reserved

## Headquarter and Sales Offices

### Headquarter

SENSIRION AG  
Laubisruetistr. 50  
CH-8712 Staefa ZH  
Switzerland

Phone: +41 44 306 40 00  
Fax: +41 44 306 40 30  
[info@sensirion.com](mailto:info@sensirion.com)  
<http://www.sensirion.com/>

#1414, Anyang Construction Tower B/D,  
1112-1, Bisan-dong, Anyang-city  
Gyeonggi-Province  
South Korea  
Fax: +82 31 440 9927  
[info@sensirion.co.kr](mailto:info@sensirion.co.kr)  
<http://www.sensirion.co.kr>

### Sales Office USA:

SENSIRION Inc.  
2801 Townsgate Rd., Suite 204  
Westlake Village, CA 91361  
USA

Phone: +1 805 409 4900  
Fax: +1 805 435 0467  
[michael.karst@sensirion.com](mailto:michael.karst@sensirion.com)  
<http://www.sensirion.com/>

### Sales Office China:

Sensirion China Co. Ltd.  
Room 2411, Main Tower  
Jin Zhong Huan Business Building,  
Futian District, Shenzhen,  
Postal Code 518048  
PR China

phone: +86 755 8252 1501  
fax: +86 755 8252 1580  
[info@sensirion.com.cn](mailto:info@sensirion.com.cn)  
[www.sensirion.com.cn](http://www.sensirion.com.cn)

### Sales Office Japan:

SENSIRION JAPAN Co. Ltd.  
Postal Code: 108-0074  
Shinagawa Station Bldg. 7F,  
4-23-5, Takanawa, Minato-ku  
Tokyo, Japan

Phone: +81 3 3444 4940  
Fax: +81 3 3444 4939  
[info@sensirion.co.jp](mailto:info@sensirion.co.jp)  
<http://www.sensirion.co.jp>

### Sales Office Korea:

SENSIRION KOREA Co. Ltd.

Phone: +82 31 440 9925~27

Find your local representative at: <http://www.sensirion.com/rebs>

Компания «Life Electronics» занимается поставками электронных компонентов импортного и отечественного производства от производителей и со складов крупных дистрибьюторов Европы, Америки и Азии.

С конца 2013 года компания активно расширяет линейку поставок компонентов по направлению коаксиальный кабель, кварцевые генераторы и конденсаторы (керамические, пленочные, электролитические), за счёт заключения дистрибьюторских договоров

Мы предлагаем:

- Конкурентоспособные цены и скидки постоянным клиентам.
- Специальные условия для постоянных клиентов.
- Подбор аналогов.
- Поставку компонентов в любых объемах, удовлетворяющих вашим потребностям.
- Приемлемые сроки поставки, возможна ускоренная поставка.
- Доставку товара в любую точку России и стран СНГ.
- Комплексную поставку.
- Работу по проектам и поставку образцов.
- Формирование склада под заказчика.
- Сертификаты соответствия на поставляемую продукцию (по желанию клиента).
- Тестирование поставляемой продукции.
- Поставку компонентов, требующих военную и космическую приемку.
- Входной контроль качества.
- Наличие сертификата ISO.

В составе нашей компании организован Конструкторский отдел, призванный помогать разработчикам, и инженерам.

Конструкторский отдел помогает осуществить:

- Регистрацию проекта у производителя компонентов.
- Техническую поддержку проекта.
- Защиту от снятия компонента с производства.
- Оценку стоимости проекта по компонентам.
- Изготовление тестовой платы монтаж и пусконаладочные работы.



Тел: +7 (812) 336 43 04 (многоканальный)

Email: [org@lifeelectronics.ru](mailto:org@lifeelectronics.ru)