

ATC AT Series 0603

RF/Microwave Attenuator

- Thin Film Design
- Power Rating: 1 watt
- Frequency Response
+/- 0.5 dB
- Characterized to 20 GHz
- CPW and Microstrip Applications
- EIA 0603 SMT
- Highest Power in Class
- ALN construction
- Balanced PI design
- Non-Magnetic
- RoHs compliant

ATC's new RF/Microwave SMT Attenuator Series (AT) is manufactured with the highest quality materials for reliable and repeatable performance. These devices are constructed with Aluminum Nitride (AlN) and are available in a standard EIA 0603 case size. The AT Series exhibits excellent performance characteristics for the most demanding RF/Microwave applications.


The AT provides virtually flat loss over a broad frequency spectrum and is ideal where low noise, low inductance and low parasitic capacitance is required. Thin film metallization provides for very stable characteristics over temperature and time. Its balanced PI design provides even current distribution and accurate attenuation characteristics from DC to 20 GHz. It is designed to meet a wide range of RF and microwave large and small signal level applications. The AT is ideal for impedance matching, input padding, signal level tuning, and many other critical RF/Microwave applications. The AT is rated highest power in class and is suitable for microstrip and CPW applications.

The non-magnetic termination is available providing a range of attachment options such as eutectic die-bonding, conductive epoxies, and soldering. The AT is fully compatible with high speed automated pick-and-place processing.

Typical applications: Telecommunications, Satellite Communications, Cellular Base Stations, Microwave Radio, ISM, RF/Microwave Power, Military /Aerospace, Test and Measurement.

Functional applications: Impedance Matching, Input Padding, Signal Level Tuning, Signal Conditioning.

Note: Consult Factory for other attenuation values, termination styles and case sizes.



ENVIRONMENTAL SPECIFICATIONS

OPERATING TEMPERATURE: -55°C to +150°C

100% inspection Per MIL-STD-883

ELECTRICAL AND MECHANICAL SPECIFICATIONS

NOMINAL IMPEDANCE: 50 ohms

FREQUENCY RANGE: DC to 20 GHz

VALUES AVAILABLE: 3dB, 6dB, 10dB

INPUT POWER CW: 1W

VSWR: 1.25:1 typical

ATTENUATION ACCURACY (dB):

1 to 9 dB: ± 0.50

10 dB: ± 0.75

SUBSTRATE MATERIAL: AlN

RESISTORS: Tantalum Nitride

TERMINAL: Thin Film metal stack, Ni/Au



AMERICAN
ATC North America
sales@atceramics.com

TECHNICAL
ATC Europe
saleseur@atceramics.com

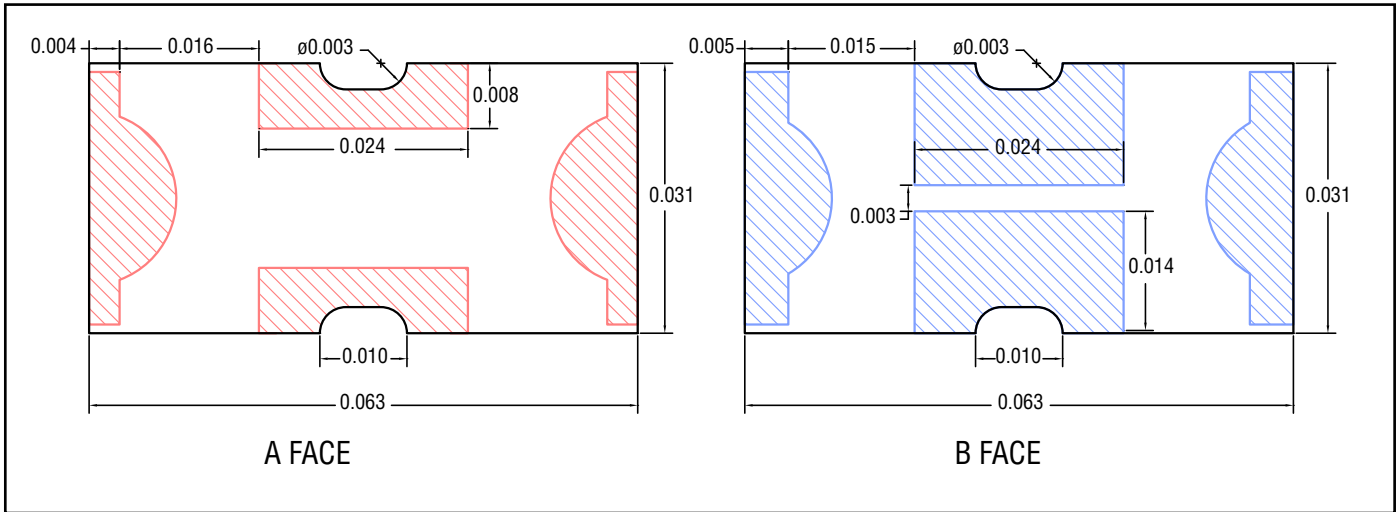
CERAMICS
ATC Asia
sales@atceramics-asia.com

THE ENGINEERS' CHOICE®
ISO 9001 REGISTERED
COMPANY

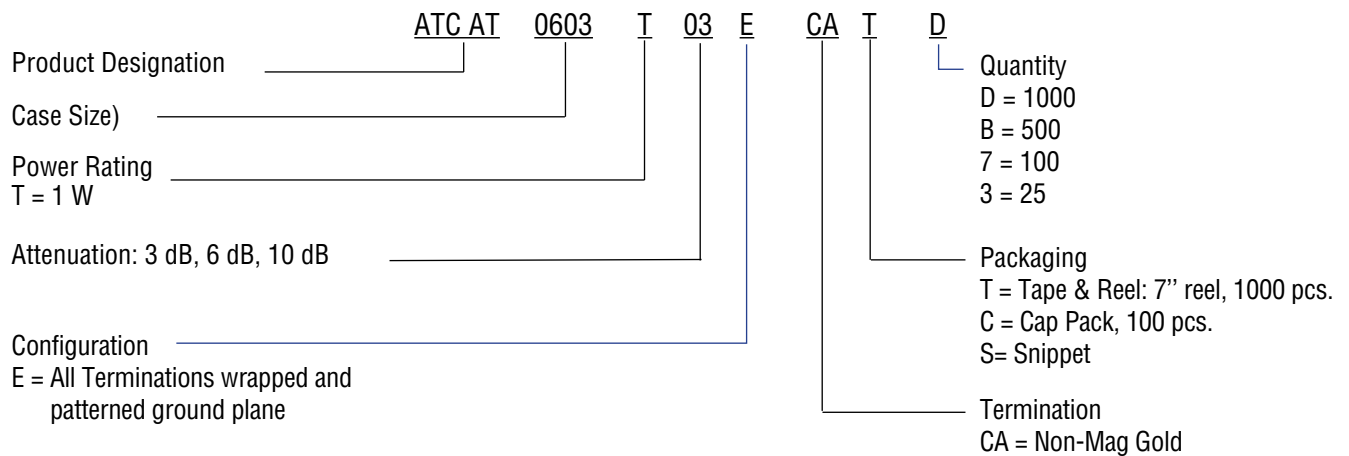
THE ENGINEERS' CHOICE®

www.atceramics.com

Mechanical Configurations



ATC PART NUMBER CODE



The above part number refers to an ATC AT 0603 Case Size with an attenuation of 3dB, 1W Power Rating, wrapped and patterned ground plane configuration with Non-Mag Gold Termination and tape and reel packaging, 1000 pcs.

ATC accepts orders for our parts using designations **with** or **without** the "ATC" prefix. Both methods of defining the part number are equivalent, i.e., part numbers referenced with the "ATC" prefix are interchangeable to parts referenced without the "ATC" prefix. Customers are free to use either in specifying or procuring parts from American Technical Ceramics.

For additional information and catalogs contact your ATC representative or call direct at (+1-631) 622-4700.

Consult factory for additional performance data.

Sales of ATC products are subject to the terms and conditions contained in American Technical Ceramics Corp. Terms and Conditions of Sale (ATC document #001-992 Rev. B; 12/05). Copies of these terms and conditions will be provided upon request. They may also be viewed on ATC's website at www.atceramics.com/productfinder/default.asp. Click on the link for Terms and Conditions of Sale.

ATC has made every effort to have this information as accurate as possible. However, no responsibility is assumed by ATC for its use, nor for any infringements of rights of third parties which may result from its use. ATC reserves the right to revise the content or modify its product without prior notice.

© 2016 American Technical Ceramics Corp. All Rights Reserved

ATC # 001-1149 Rev. A; 4/16

A M E R I C A N T E C H N I C A L C E R A M I C S

ATC North America
sales@atceramics.com

ATC Europe
sales@atceramics.com

ATC Asia
sales@atceramics-asia.com

www.atceramics.com

Mouser Electronics

Authorized Distributor

Click to View Pricing, Inventory, Delivery & Lifecycle Information:

[American Technical Ceramics \(ATC\):](#)

[AT0603T03ECATD](#) [AT0603C10ECAC7](#) [AT0603T06ECATD](#) [AT0603C10ECATD](#) [AT0603T06ECAS3](#)
[AT0603T03ECAS3](#) [AT0603T06ECAC7](#) [AT0603C10ECAS3](#) [AT0603T03ECAC7](#)

Компания «Life Electronics» занимается поставками электронных компонентов импортного и отечественного производства от производителей и со складов крупных дистрибьюторов Европы, Америки и Азии.

С конца 2013 года компания активно расширяет линейку поставок компонентов по направлению коаксиальный кабель, кварцевые генераторы и конденсаторы (керамические, пленочные, электролитические), за счёт заключения дистрибьюторских договоров

Мы предлагаем:

- Конкурентоспособные цены и скидки постоянным клиентам.
- Специальные условия для постоянных клиентов.
- Подбор аналогов.
- Поставку компонентов в любых объемах, удовлетворяющих вашим потребностям.
- Приемлемые сроки поставки, возможна ускоренная поставка.
- Доставку товара в любую точку России и стран СНГ.
- Комплексную поставку.
- Работу по проектам и поставку образцов.
- Формирование склада под заказчика.
- Сертификаты соответствия на поставляемую продукцию (по желанию клиента).
- Тестирование поставляемой продукции.
- Поставку компонентов, требующих военную и космическую приемку.
- Входной контроль качества.
- Наличие сертификата ISO.

В составе нашей компании организован Конструкторский отдел, призванный помогать разработчикам, и инженерам.

Конструкторский отдел помогает осуществить:

- Регистрацию проекта у производителя компонентов.
- Техническую поддержку проекта.
- Защиту от снятия компонента с производства.
- Оценку стоимости проекта по компонентам.
- Изготовление тестовой платы монтаж и пусконаладочные работы.



Тел: +7 (812) 336 43 04 (многоканальный)

Email: org@lifeelectronics.ru