

Fusca 2.4GHz SMD Antenna

Part No. A10192-L

Product Specification

1 Features

- Designed for 2.4GHz applications [Bluetooth®, WiFi® (802.11b/g), ZigBee®, etc.]
- Intended for SMD mounting
- Supplied in tape on reel

2 Description

The Fusca antenna is intended for use with all 2.4GHz applications. The antenna requires a groundplane, i.e. your device acts as an active part of the antenna and thus demands careful consideration concerning its placement.

3 Applications

- Mobile phones
- PDAs
- Headsets
- PC-Cards
- CF-Cards



Contents

1 Features	1
2 Description	1
3 Applications	1
4 Model Name	3
5 General Data	3
6 Electrical Characteristics	3
7 Electrical Performance	4
8 Antenna Dimensions	5
9 Antenna Footprint	5
10 Electrical Interface	6
10-1 Transmission Line and Matching	6
11 Test Board Dimensions	6
12 Soldering	7
13 Reliability	7
13-1 Temperature and Humidity	7
13-2 Mechanical	7
14 Hazardous Material Regulation Conformance	8
15 Packaging	9
15-1 Shelf Storage Recommendations	9
15-2 Tape Characteristics	9
15-3 Reel Dimensions	9

4 Model Name

A10192



5 General Data

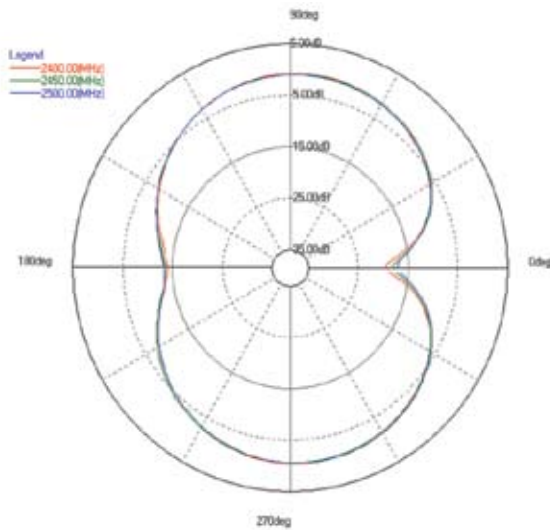
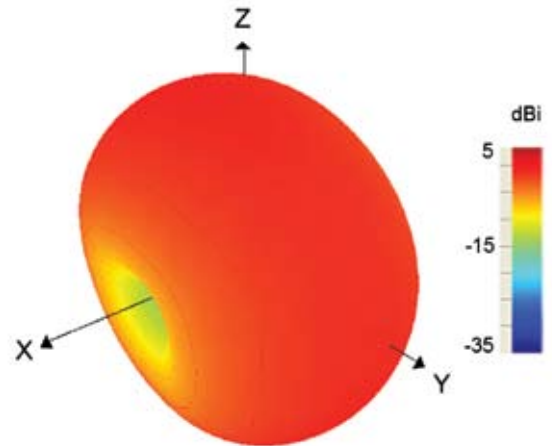
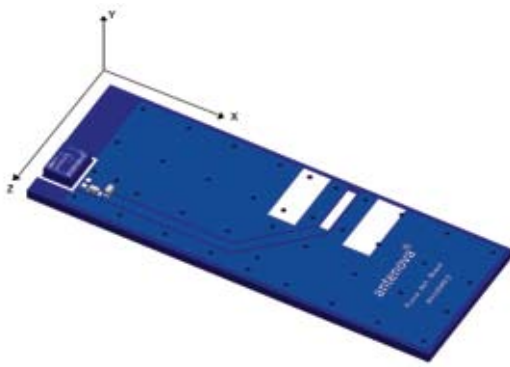
Product Name	Fusca 2.4GHz
Part No.	A10192-L
Frequency	2.4 – 2.5GHz
Polarization	Linear
Operating Temperature	-40 to +85 °C

6 Electrical Characteristics

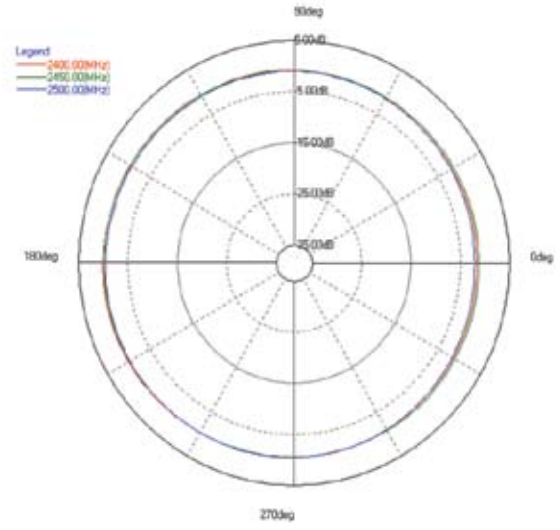
	Characteristics			*Conditions
	Min	Typ	Max	
Peak Gain	TBD	0.4dBi	TBD	Frequency 2.4-2.5GHz, Measured in 3D chamber (near field)
Efficiency	TBD	50%	TBD	
VSWR	TBD	2:1	TBD	Frequency 2.4-2.5GHz, Measured with Network Analyser

* Note all data provided in this table are based on the Antenna reference board.

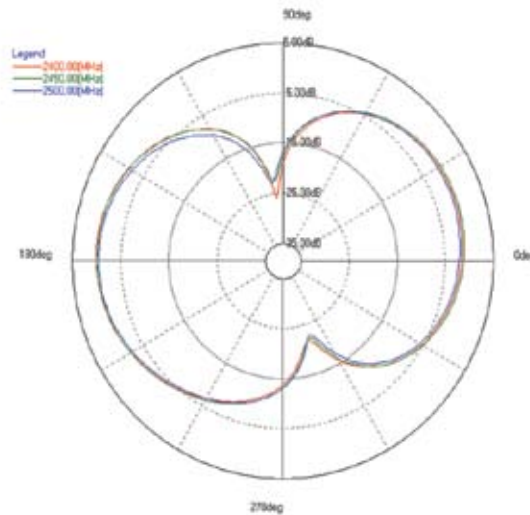
7 Electrical Performance



xy plane

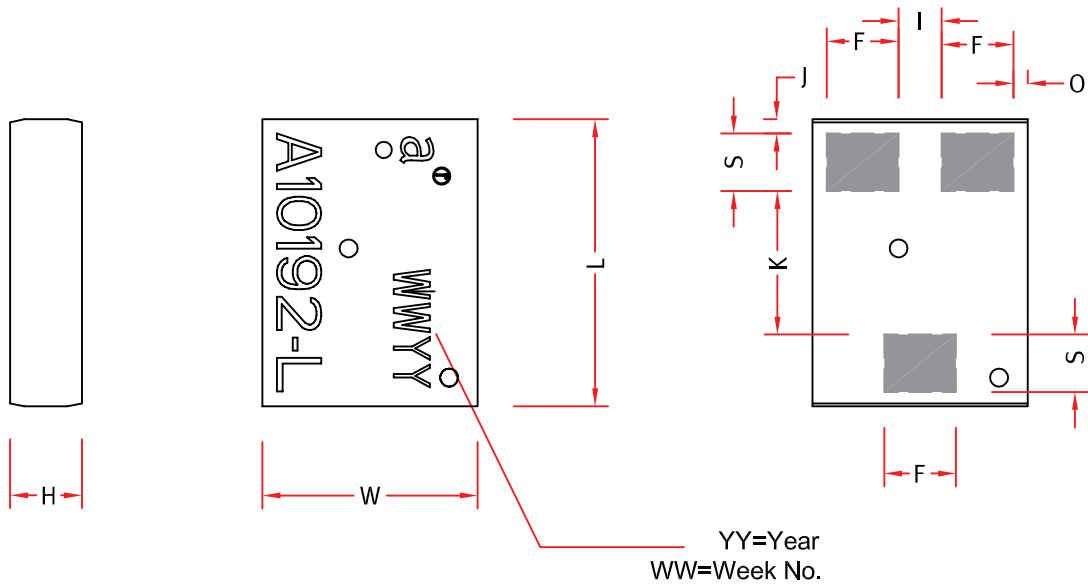


yz plane



xz plane

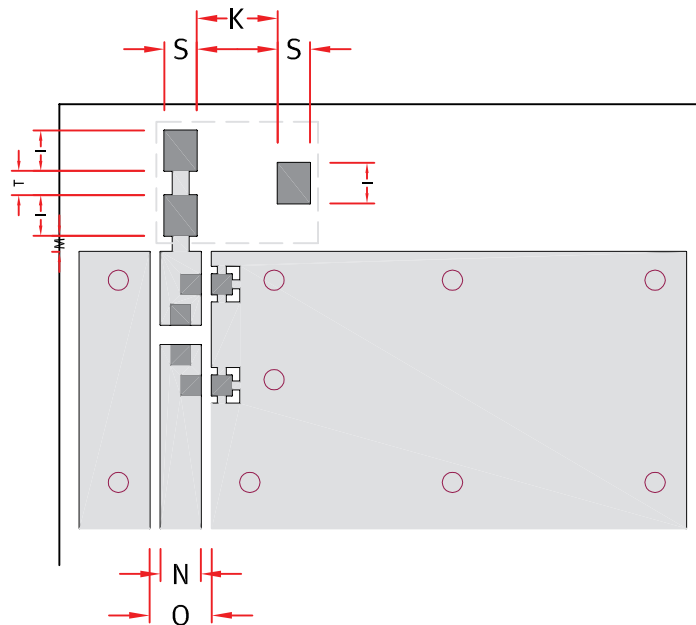
8 Antenna Dimensions



L	W	H	F	S	K	J	I	O
Length	Width	Height						
4.0 ±0.2	3.0 ±0.2	1.1 ±0.2	1.0 ±0.15	0.8 ±0.15	0.2 ±0.15	0.2 ±0.15	0.6 ±0.15	0.2 ±0.15

All dimensions in mm

9 Antenna Footprint

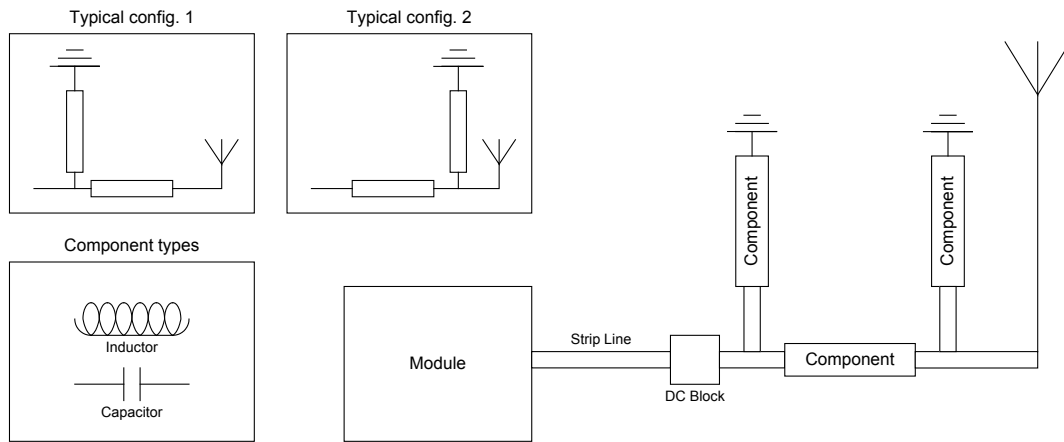


S	I	K	T	M	N	O
Pad					50Ω transmission line. Dependent on substrate	
0.8 ±0.1	1 ±0.1	2 ±0.1	0.6 ±0.1	0.4 ±0.2		

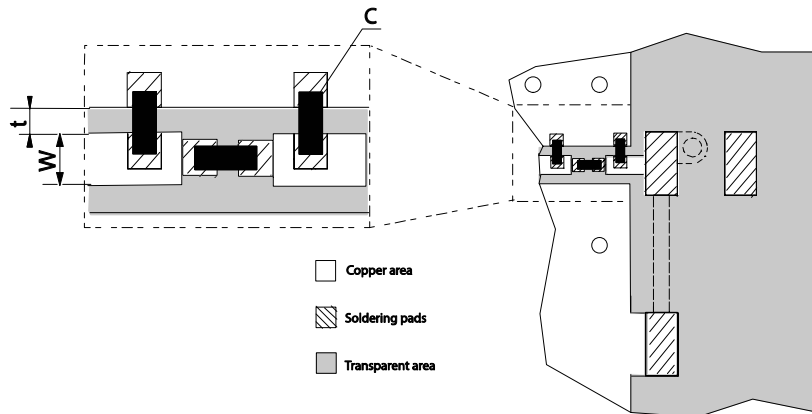
All dimensions in mm

10 Electrical Interface

10-1 Transmission Line and Matching



The matching network has to be individually designed using one, two or three components.

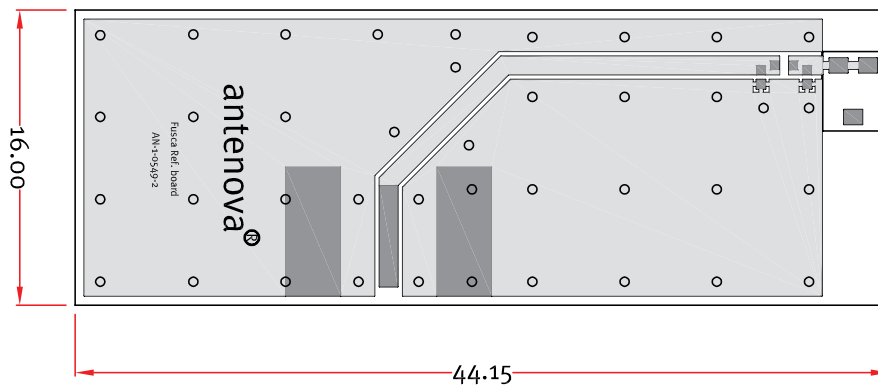


t, W Unique dimensioning according to your PCB*

C Inductor and capacitor values according to your device*

*Antenna provides a design service to determine these parameters on request.

11 Test Board Dimensions



The test board is designed for evaluation purposes for Fusca 2.4GHz SMD antenna. The card is a similar size to a typical Bluetooth headset.

12 Soldering

The antenna has been designed for lead free soldering. A recommended solder paste and reflow profile will be provided.

13 Reliability

13-1 Temperature and Humidity

The antenna will be tested for conformance to the following standards:

Item	Standard	Low	High	Duration
Operating Temperature	EN/IEC 60068-2-2, Test Bd: Dry heat	-30 °C	+90 °C	-
Temperature Cycling	EN/IEC 60068-2-14, Test Na: Change of temperature	-40 °C	+90 °C	500 cycles / 10 min
Storage Life Humidity	EN/IEC 60068-2-1, Test Ca: Damp heat	+60 °C / 90% RH		-
Storage Life Low Temperature	EN/IEC 60068-2-1, Test Ad: Cold	-55 °C	-	-
Storage Life High Temperature	EN/IEC 60068-2-2, Test Bb: Dry heat	-	+125 °C	-

13-2 Mechanical

The antenna will be tested for conformance to the following standards:

Item	Standard	Low	High	Duration
Bending	IEC 60068-2-21, Test Ue1: Bending	Bending 1mm at a rate of 1mm/s with support at end of PCB 1mm depth on reference board		
Shear	IEC 60068-2-21, Test Ue3: Shear	Force of 5N applied to the side of the antenna		
Drop Test		Dummy weight: 150g Height: 170cm		One drop at each side, total drops: 6
Vibration	EN/IEC 60068-2-6, Test Fc (sinusoidal)	Acceleration spectral density: 10-1000Hz Acceleration: 20m/s ² Number of axes: 3 mutually perpendicular		5 cycles per axis

14 Hazardous Material Regulation Conformance

Restriction of Hazardous Substances (RoHS)

The Fusca SMD Antenna A10192-L will be certified to be in full compliance with the relevant EU directives with respect to the content of:

Cadmium and cadmium compounds	Chlorinated paraffin (CP)
Lead and lead compounds	Organic tin compounds
Organic brominated compound (PBB, PBDE)	Mirex
Mercury and mercury compounds	Asbestos
Polychlorinated biphenyl (PCB)	Formaldehyde
Hexavalent chromium compounds	Azo compounds
Polychlorinated naphthalene (PCN)	Tetra-bromo-bisphenol-A-bis (TBBP-A-bis)

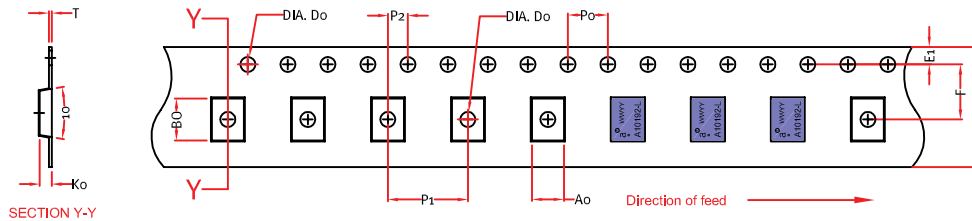
Antenova's Declaration of Compliance for the Fusca SMD Antenna A10192-L will be available upon request from Antenova Technical Support.

15 Packaging

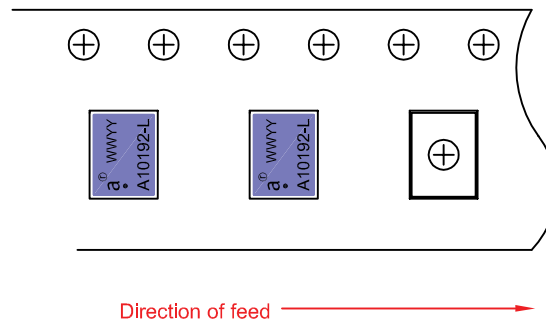
15-1 Shelf Storage Recommendations

Temperature	-10 to +40 °C
Humidity	Less than 75% RH
Shelf Life	18 Months
Storage Place	Away from corrosive gas and direct sunlight

15-2 Tape Characteristics



Detail of Antenna in reel (Scale 2:1)

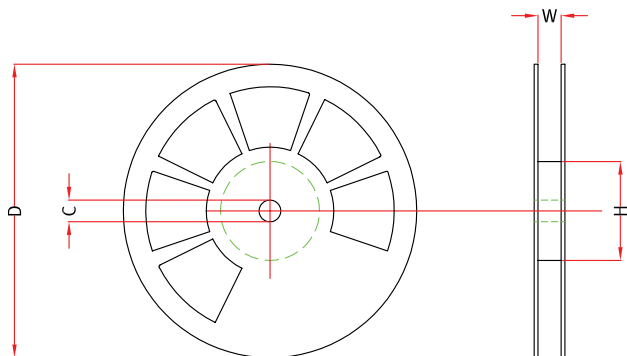


W	F	E1	P0	P1	P2	A0	B0	K0	T	D0	D1
12.00 ±0.2	5.50 ±0.1	1.75 ±0.1	4.00 ±0.1	8.00 ±0.1	2.00 ±0.1	3.20 ±0.1	4.20 ±0.1	1.30 ±0.1	0.30 ±0.1	1.50 ±0.1	1.50 ±0.1

Quantity	Leading Space	Trailing Space
TBC	60 blank antenna holders	37 blank antenna holders

15-3 Reel Dimensions

Material	Conductive Polystyrene
Width (W)	14mm
Reel Dia (D)	178mm ±2.0mm
Hub Dia (H)	60mm
Shaft Dia (C)	13.2mm ±0.5mm





www.antenova.com

Corporate Headquarters

Antenova Ltd.

Far Field House
Albert Road
Stow-cum-Quy
Cambridge, CB25 9AR
UK

Tel: +44 (0) 1223 810600
Fax: +44 (0) 1223 810650
Email: sales@antenova.com

USA Headquarters

Antenova USA

Rogers Business Park
2541 Technology Drive, Suite 403
Elgin, IL 60124
USA

Tel: +1 (847) 551-9710
Fax: +1 (847) 551-9719
Email: sales@antenova.com

Asia Headquarters

Antenova Asia Ltd.

4F, No. 324, Sec. 1, Nei-Hu Road
Nei-Hu District
Taipei 11493
Taiwan, ROC

Tel: +886 (0) 2 8797 8630
Fax: +886 (0) 2 8797 6890
Email: sales@antenova.com

Copyright® 2007 Antenova Ltd. All Rights Reserved. Antenova® and RADIONOVA® are trademarks of Antenova Ltd. Any other names and/or trademarks belong to their respective companies.

The materials provided herein are believed to be reliable and correct at the time of print. Antenova does not warrant the accuracy or completeness of the information, text, graphics or other items contained within these information. Antenova further assumes no responsibility for the use of this information, and all such information shall be entirely at the user's risk.



Certificate No: 4598/04

Integrated Antenna Solutions

Компания «Life Electronics» занимается поставками электронных компонентов импортного и отечественного производства от производителей и со складов крупных дистрибьюторов Европы, Америки и Азии.

С конца 2013 года компания активно расширяет линейку поставок компонентов по направлению коаксиальный кабель, кварцевые генераторы и конденсаторы (керамические, пленочные, электролитические), за счёт заключения дистрибьюторских договоров

Мы предлагаем:

- Конкурентоспособные цены и скидки постоянным клиентам.
- Специальные условия для постоянных клиентов.
- Подбор аналогов.
- Поставку компонентов в любых объемах, удовлетворяющих вашим потребностям.
- Приемлемые сроки поставки, возможна ускоренная поставка.
- Доставку товара в любую точку России и стран СНГ.
- Комплексную поставку.
- Работу по проектам и поставку образцов.
- Формирование склада под заказчика.
- Сертификаты соответствия на поставляемую продукцию (по желанию клиента).
- Тестирование поставляемой продукции.
- Поставку компонентов, требующих военную и космическую приемку.
- Входной контроль качества.
- Наличие сертификата ISO.

В составе нашей компании организован Конструкторский отдел, призванный помогать разработчикам, и инженерам.

Конструкторский отдел помогает осуществить:

- Регистрацию проекта у производителя компонентов.
- Техническую поддержку проекта.
- Защиту от снятия компонента с производства.
- Оценку стоимости проекта по компонентам.
- Изготовление тестовой платы монтаж и пусконаладочные работы.



Тел: +7 (812) 336 43 04 (многоканальный)
Email: org@lifeelectronics.ru