

The SBE - Encapsulated, Copper Wound Series

The SBE Encapsulated industrial control transformers are epoxy encapsulated to seal the transformer windings against moisture, dirt and industrial contaminants. Extra deep, molded terminal barriers reduce the chance of electrical failure as the result of arcing or frayed lead wires. The rugged construction and proven reliability of the SBE design is uniquely suited for all industrial environments.



Features

- 50 - 1000 VA, 50/60 Hz – suitable for worldwide applications.
- Interleaved copper windings reduce I²R losses and maximize efficiency.
- 55°C Rise, 105°C insulation system to minimize heat
- Epoxy encapsulated to protect cores and coils against moisture, dirt, and other contaminants.
- Meets or exceeds NEMA Standard ST-1 and ANSI C89.1 for load inrush capability.
- Integrally molded, flame retardant (IEC 707/ISO Class 1210) Terminal Blocks provide greater terminal contact area and improved conductivity.
- Heavy gauge steel mounting plate
- Mounting dimensions are compatible with similar control transformers.
- Secondary fuse holders (FB2X) included for 13/32 x 1½ cartridges (fuses not included).
- Factory-installed fuse holders are available (See W, WA & WB options).
- Ten year limited warranty

SBE Mounting Profiles



SECTION VIEW A-A

Mounting Dimensions



Profile

Top View

Certifications and Compliances

- Listed: E77014
 - UL 506
 - CSA C22.2 No. 66
- RoHS Compliant

Related Products

- Linear Power Supplies
- DIN Rail DC Power Supplies
- Constant Voltage Transformers
- See SBE Accessories

SBE Encapsulated Series Selection Tables

Group 1 – 120 x 240 Volt Primary, 24 Volt Secondary, 60 Hz

| VA | Catalog Number | Height in (mm) | Width in (mm) | Depth in (mm) | Mtg Width W1 / W2 – in (mm) | Mtg Depth D1 / D2 – in (mm) | Slot Size S1 / S2 – in (mm) | Approx. Ship Weight lbs (kg) |
|-----|----------------|----------------|---------------|---------------|-----------------------------|-----------------------------|---|------------------------------|
| 50 | E050E | 2.72 (69.1) | 3.01 (76.5) | 3.99 (101.3) | 2.51 / N/A (63.8 / N/A) | 2.02 / N/A (51.3 / N/A) | .20 x .33 / .20 x .33 (5.1 x 8.4 / 5.1 x 8.4) | 3.0 (1.36) |
| 75 | E075E | 2.96 (75.2) | 3.39 (86.1) | 4.36 (110.7) | 2.81 / 2.50 (71.4 / 63.5) | 2.10 / N/A (53.3 / N/A) | .20 x .50 / .20 x .50 (5.1 x 12.7 / 5.1 x 12.7) | 4.0 (1.82) |
| 100 | E100E | 2.96 (75.2) | 3.39 (86.1) | 4.61 (117.1) | 2.81 / 2.50 (71.4 / 63.5) | 2.37 / N/A (60.2 / N/A) | .20 x .50 / .20 x .50 (5.1 x 12.7 / 5.1 x 12.7) | 5.0 (2.27) |
| 150 | E150E | 3.89 (98.8) | 4.50 (114.3) | 4.48 (113.8) | 3.74 / 3.12 (95.0 / 79.3) | 2.56 / 2.87 (65.0 / 72.9) | .20 x .65 / .20 x .33 (5.1 x 16.5 / 5.1 x 8.4) | 8.0 (3.64) |
| 200 | E200E | 3.89 (98.8) | 4.50 (114.3) | 4.79 (121.7) | 3.74 / 3.12 (95.0 / 79.3) | 2.87 / 3.18 (72.9 / 80.8) | .20 x .65 / .20 x .33 (5.1 x 16.5 / 5.1 x 8.4) | 10.0 (4.55) |
| 250 | E250E | 3.89 (98.8) | 4.50 (114.3) | 5.21 (132.3) | 3.74 / 3.12 (95.0 / 79.3) | 3.29 / 3.61 (83.6 / 91.7) | .20 x .65 / .20 x .33 (5.1 x 16.5 / 5.1 x 8.4) | 11.0 (5.00) |
| 300 | E300E | 4.53 (115.1) | 5.25 (133.4) | 4.66 (118.4) | 4.38 / 3.75 (111.3 / 95.3) | 3.10 / N/A (78.7 / N/A) | .31 x .71 / .31 x .71 (7.9 x 18.0 / 7.9 x 18.0) | 12.0 (5.45) |
| 350 | E350E | 4.53 (115.1) | 5.25 (133.4) | 5.07 (128.8) | 4.38 / 3.75 (111.3 / 95.3) | 3.54 / N/A (89.9 / N/A) | .31 x .71 / .31 x .71 (7.9 x 18.0 / 7.9 x 18.0) | 15.0 (6.82) |
| 500 | E500E | 4.53 (115.1) | 5.25 (133.4) | 5.75 (146.1) | 4.38 / 3.75 (111.3 / 95.3) | 4.33 / N/A (110.0 / N/A) | .31 x .85 / .31 x .85 (7.9 x 21.6 / 7.9 x 21.6) | 19.0 (8.64) |
| 750 | E750E | 5.56 (141.2) | 6.38 (162.1) | 6.93 (176.0) | 5.32 / 4.37 (135.1 / 111.0) | 4.25 / 5.75 (108.0 / 146.1) | .31 x .85 / .31 x .85 (7.9 x 21.6 / 7.9 x 21.6) | 31.0 (14.09) |



Note: Includes FB2X Secondary fuse holder.

Group 1A – Factory Installed Primary Fuse Holder Class "CC" and:

W – Secondary Fuse Holder (Midget Cartridge, 13/32" x 1 1/2" fuse) supplied, no covers

WA – Secondary Fuse Holder (Glass or Ceramic – Type 3AG, 1/4" x 1 1/4" fuse type); WB – Secondary Fuse Holder (Midget Cartridge, 13/32" x 1 1/2" fuse)

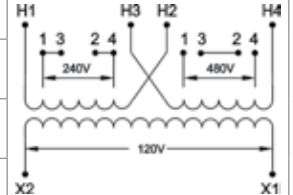
| VA | Primary Fuse Holder Class "CC" | | | Dimensions | | | | | | |
|-----|---------------------------------------|---|--|----------------|---------------|---------------|-----------------------------|-----------------------------|---|------------------------------|
| | W Option – Midget Type Catalog Number | WA Option – Type 3AG w/ Covers Catalog Number | WB Option – Midget Type w/ Covers Catalog Number | Height in (mm) | Width in (mm) | Depth in (mm) | Mtg Width W1 / W2 in (mm) | Mtg Depth D1 / D2 in (mm) | Slot Size S1 / S2 in (mm) | Approx. Ship Weight lbs (kg) |
| 50 | E050EW | E050EWA | E050EWB | 4.18 (106.2) | 3.01 (76.5) | 3.99 (101.3) | 2.51 / N/A (63.8 / N/A) | 2.02 / N/A (51.3 / N/A) | .20 x .33 / .20 x .33 (5.1 x 8.4 / 5.1 x 8.4) | 3.0 (1.36) |
| 75 | E075EW | E075EWA | E075EWB | 4.41 (112.0) | 3.39 (86.1) | 4.36 (110.7) | 2.81 / 2.50 (71.4 / 63.5) | 2.10 / N/A (53.3 / N/A) | .20 x .50 / .20 x .50 (5.1 x 12.7 / 5.1 x 12.7) | 4.0 (1.82) |
| 100 | E100EW | E100EWA | E100EWB | 4.41 (112.0) | 3.39 (86.1) | 4.61 (117.1) | 2.81 / 2.50 (71.4 / 63.5) | 2.37 / N/A (60.2 / N/A) | .20 x .50 / .20 x .50 (5.1 x 12.7 / 5.1 x 12.7) | 5.0 (2.27) |
| 150 | E150EW | E150EWA | E150EWB | 5.36 (136.1) | 4.50 (114.3) | 4.48 (113.8) | 3.74 / 3.12 (95.0 / 79.3) | 2.56 / 2.87 (65.0 / 72.9) | .20 x .65 / .20 x .33 (5.1 x 16.5 / 5.1 x 8.4) | 8.0 (3.64) |
| 200 | E200EW | E200EWA | E200EWB | 5.36 (136.1) | 4.50 (114.3) | 4.79 (121.7) | 3.74 / 3.12 (95.0 / 79.3) | 2.87 / 3.18 (72.9 / 80.8) | .20 x .65 / .20 x .33 (5.1 x 16.5 / 5.1 x 8.4) | 10.0 (4.55) |
| 250 | E250EW | E250EWA | E250EWB | 5.36 (136.1) | 4.50 (114.3) | 5.21 (132.3) | 3.74 / 3.12 (95.0 / 79.3) | 3.29 / 3.61 (83.6 / 91.7) | .20 x .65 / .20 x .33 (5.1 x 16.5 / 5.1 x 8.4) | 11.0 (5.00) |
| 300 | E300EW | E300EWA | E300EWB | 5.99 (152.1) | 5.25 (133.4) | 4.66 (118.4) | 4.38 / 3.75 (111.3 / 95.3) | 3.10 / N/A (78.7 / N/A) | .31 x .71 / .31 x .71 (7.9 x 18.0 / 7.9 x 18.0) | 12.0 (5.45) |
| 350 | E350EW | E350EWA | E350EWB | 5.99 (152.1) | 5.25 (133.4) | 5.07 (128.8) | 4.38 / 3.75 (111.3 / 95.3) | 3.54 / N/A (89.9 / N/A) | .31 x .71 / .31 x .71 (7.9 x 18.0 / 7.9 x 18.0) | 15.0 (6.82) |
| 500 | E500EW | NA | E500EWB | 5.99 (152.1) | 5.25 (133.4) | 5.75 (146.1) | 4.38 / 3.75 (111.3 / 95.3) | 4.33 / N/A (110.0 / N/A) | .31 x .85 / .31 x .85 (7.9 x 21.6 / 7.9 x 21.6) | 19.0 (8.64) |
| 750 | E750EW | NA | E750EWB | 7.01 (178.1) | 6.38 (162.1) | 6.93 (176.0) | 5.32 / 4.37 (135.1 / 111.0) | 4.25 / 5.75 (108.0 / 146.1) | .31 x .85 / .31 x .85 (7.9 x 21.6 / 7.9 x 21.6) | 31.0 (14.09) |

Notes: WA and WB suffix include finger safe covers. Fuses not included. FB2 sold separately for W option. Secondary fusing assembly required.

SBE Encapsulated Series Selection Tables

Group 2 – 220 x 440 Volt Primary, 110 Volt Secondary, 50/60 Hz, 230 x 460 Volt Primary, 115 Volt Secondary, 50/60 Hz
240 x 480 Volt Primary, 120 Volt Secondary, 60 Hz

| VA | Catalog Number | Height in (mm) | Width in (mm) | Depth in (mm) | Mtg Width W1 / W2 – in (mm) | Mtg Depth D1 / D2 – in (mm) | Slot Size S1 / S2 – in (mm) | Approx. Ship Weight lbs (kg) |
|------|----------------|----------------|---------------|---------------|-----------------------------|-----------------------------|---|------------------------------|
| 50 | E050 | 2.72 (69.1) | 3.01 (76.5) | 3.99 (101.3) | 2.51 / N/A (63.8 / N/A) | 2.02 / N/A (51.3 / N/A) | .20 x .33 / .20 x .33 (5.1 x 8.4 / 5.1 x 8.4) | 3.0 (1.36) |
| 75 | E075 | 2.96 (75.2) | 3.39 (86.1) | 4.36 (110.7) | 2.81 / 2.50 (71.4 / 63.5) | 2.10 / N/A (53.3 / N/A) | .20 x .50 / .20 x .50 (5.1 x 12.7 / 5.1 x 12.7) | 4.0 (1.82) |
| 100 | E100 | 2.96 (75.2) | 3.39 (86.1) | 4.61 (117.1) | 2.81 / 2.50 (71.4 / 63.5) | 2.37 / N/A (60.2 / N/A) | .20 x .50 / .20 x .50 (5.1 x 12.7 / 5.1 x 12.7) | 5.0 (2.27) |
| 150 | E150 | 3.89 (98.8) | 4.50 (114.3) | 4.48 (113.8) | 3.74 / 3.12 (95.0 / 79.3) | 2.56 / 2.87 (65.0 / 72.9) | .20 x .65 / .20 x .33 (5.1 x 16.5 / 5.1 x 8.4) | 8.0 (3.64) |
| 200 | E200 | 3.89 (98.8) | 4.50 (114.3) | 4.79 (121.7) | 3.74 / 3.12 (95.0 / 79.3) | 2.87 / 3.18 (72.9 / 80.8) | .20 x .65 / .20 x .33 (5.1 x 16.5 / 5.1 x 8.4) | 10.0 (4.55) |
| 250 | E250 | 3.89 (98.8) | 4.50 (114.3) | 5.21 (132.3) | 3.74 / 3.12 (95.0 / 79.3) | 3.29 / 3.61 (83.6 / 91.7) | .20 x .65 / .20 x .33 (5.1 x 16.5 / 5.1 x 8.4) | 11.0 (5.00) |
| 300 | E300 | 4.53 (115.1) | 5.25 (133.4) | 4.66 (118.4) | 4.38 / 3.75 (111.3 / 95.3) | 3.10 / N/A (78.7 / N/A) | .31 x .71 / .31 x .71 (7.9 x 18.0 / 7.9 x 18.0) | 12.0 (5.45) |
| 350 | E350 | 4.53 (115.1) | 5.25 (133.4) | 5.07 (128.8) | 4.38 / 3.75 (111.3 / 95.3) | 3.54 / N/A (89.9 / N/A) | .31 x .71 / .31 x .71 (7.9 x 18.0 / 7.9 x 18.0) | 15.0 (6.82) |
| 500 | E500 | 4.53 (115.1) | 5.25 (133.4) | 5.75 (146.1) | 4.38 / 3.75 (111.3 / 95.3) | 4.33 / N/A (110.0 / N/A) | .31 x .85 / .31 x .85 (7.9 x 21.6 / 7.9 x 21.6) | 19.0 (8.64) |
| 750 | E750 | 5.56 (141.2) | 6.38 (162.1) | 6.93 (176.0) | 5.32 / 4.37 (135.1 / 111.0) | 4.25 / 5.75 (108.0 / 146.1) | .31 x .85 / .31 x .85 (7.9 x 21.6 / 7.9 x 21.6) | 31.0 (14.09) |
| 1000 | E1000 | 5.56 (141.2) | 6.38 (162.1) | 7.36 (186.9) | 5.32 / 4.37 (135.1 / 111.0) | 4.68 / 6.18 (118.9 / 157.0) | .31 x .85 / .31 x .85 (7.9 x 21.6 / 7.9 x 21.6) | 36.0 (16.36) |



Note: Includes FB2X Secondary fuse holder.

Group 2A – Factory Installed Primary Fuse Holder Class "CC" and: W – Secondary Fuse Holder (Midget Cartridge, 13/32" x 1 1/2" fuse) supplied, no covers; WA – Secondary Fuse Holder (Glass or Ceramic – Type 3AG, 1/4" x 1 1/4" fuse type); WB – Secondary Fuse Holder (Midget Cartridge, 13/32" x 1 1/2" fuse)

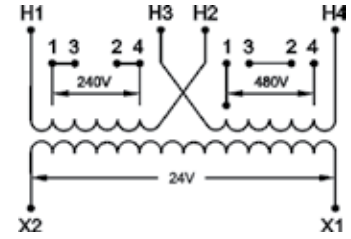
| VA | Primary Fuse Holder Class "CC" | | | Dimensions | | | | | | |
|------|---------------------------------------|---|--|----------------|---------------|---------------|-----------------------------|-----------------------------|---|------------------------------|
| | W Option – Midget Type Catalog Number | WA Option – Type 3AG w/ Covers Catalog Number | WB Option – Midget Type w/ Covers Catalog Number | Height in (mm) | Width in (mm) | Depth in (mm) | Mtg Width W1 / W2 in (mm) | Mtg Depth D1 / D2 in (mm) | Slot Size S1 / S2 in (mm) | Approx. Ship Weight lbs (kg) |
| 50 | E050W | E050WA | E050WB | 4.18 (106.2) | 3.01 (76.5) | 3.99 (101.3) | 2.51 / N/A (63.8 / N/A) | 2.02 / N/A (51.3 / N/A) | .20 x .33 / .20 x .33 (5.1 x 8.4 / 5.1 x 8.4) | 3.0 (1.36) |
| 75 | E075W | E075WA | E075WB | 4.41 (112.0) | 3.39 (86.1) | 4.36 (110.7) | 2.81 / 2.50 (71.4 / 63.5) | 2.10 / N/A (53.3 / N/A) | .20 x .50 / .20 x .50 (5.1 x 12.7 / 5.1 x 12.7) | 4.0 (1.82) |
| 100 | E100W | E100WA | E100WB | 4.41 (112.0) | 3.39 (86.1) | 4.61 (117.1) | 2.81 / 2.50 (71.4 / 63.5) | 2.37 / N/A (60.2 / N/A) | .20 x .50 / .20 x .50 (5.1 x 12.7 / 5.1 x 12.7) | 5.0 (2.27) |
| 150 | E150W | E150WA | E150WB | 5.36 (136.1) | 4.50 (114.3) | 4.48 (113.8) | 3.74 / 3.12 (95.0 / 79.3) | 2.56 / 2.87 (65.0 / 72.9) | .20 x .65 / .20 x .33 (5.1 x 16.5 / 5.1 x 8.4) | 8.0 (3.64) |
| 200 | E200W | E200WA | E200WB | 5.36 (136.1) | 4.50 (114.3) | 4.79 (121.7) | 3.74 / 3.12 (95.0 / 79.3) | 2.87 / 3.18 (72.9 / 80.8) | .20 x .65 / .20 x .33 (5.1 x 16.5 / 5.1 x 8.4) | 10.0 (4.55) |
| 250 | E250W | E250WA | E250WB | 5.36 (136.1) | 4.50 (114.3) | 5.21 (132.3) | 3.74 / 3.12 (95.0 / 79.3) | 3.29 / 3.61 (83.6 / 91.7) | .20 x .65 / .20 x .33 (5.1 x 16.5 / 5.1 x 8.4) | 11.0 (5.00) |
| 300 | E300W | E300WA | E300WB | 5.99 (152.1) | 5.25 (133.4) | 4.66 (118.4) | 4.38 / 3.75 (111.3 / 95.3) | 3.10 / N/A (78.7 / N/A) | .31 x .71 / .31 x .71 (7.9 x 18.0 / 7.9 x 18.0) | 12.0 (5.45) |
| 350 | E350W | E350WA | E350WB | 5.99 (152.1) | 5.25 (133.4) | 5.07 (128.8) | 4.38 / 3.75 (111.3 / 95.3) | 3.54 / N/A (89.9 / N/A) | .31 x .71 / .31 x .71 (7.9 x 18.0 / 7.9 x 18.0) | 15.0 (6.82) |
| 500 | E500W | E500WA | E500WB | 5.99 (152.1) | 5.25 (133.4) | 5.75 (146.1) | 4.38 / 3.75 (111.3 / 95.3) | 4.33 / N/A (110.0 / N/A) | .31 x .85 / .31 x .85 (7.9 x 21.6 / 7.9 x 21.6) | 19.0 (8.64) |
| 750 | E750W | E750WA | E750WB | 7.01 (178.1) | 6.38 (162.1) | 6.93 (176.0) | 5.32 / 4.37 (135.1 / 111.0) | 4.25 / 5.75 (108.0 / 146.1) | .31 x .85 / .31 x .85 (7.9 x 21.6 / 7.9 x 21.6) | 31.0 (14.09) |
| 1000 | E1000W | E1000WA | E1000WB | 7.01 (178.1) | 6.38 (162.1) | 7.36 (186.9) | 5.32 / 4.37 (135.1 / 111.0) | 4.68 / 6.18 (118.9 / 157.0) | .31 x .85 / .31 x .85 (7.9 x 21.6 / 7.9 x 21.6) | 36.0 (16.36) |

Notes: WA and WB suffix include finger safe covers. Fuses not included. W option for secondary fusing requires assembly (FB2 sold separately).

SBE Series Selection Tables - continued

Group 3 – 240 x 480 Volt Primary, 24 Volt Secondary, 60 Hz

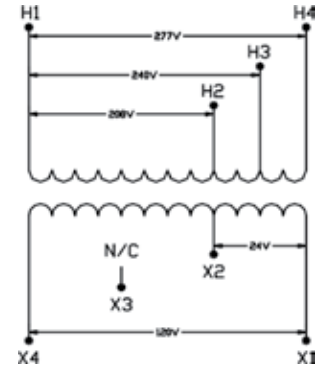
| VA | Catalog Number | Height in (mm) | Width in (mm) | Depth in (mm) | Mtg Width W1 / W2 in (mm) | Mtg Depth D1 / D2 in (mm) | Slot Size in (mm) | Approx. Ship Weight lbs (kg) |
|-----|----------------|----------------|---------------|---------------|----------------------------|---------------------------|------------------------|------------------------------|
| 50 | E050D | 2.72 (69.1) | 3.01 (76.5) | 3.99 (101.3) | 2.51 / N/A (63.8 / N/A) | 2.02 / N/A (51.3 / N/A) | .20 x .33 (5.1 x 8.4) | 3.0 (1.36) |
| 100 | E100D | 2.96 (75.2) | 3.39 (86.1) | 4.61 (117.1) | 2.81 / 2.50 (71.4 / 63.5) | 2.37 / N/A (60.2 / N/A) | .20 x .50 (5.1 x 12.7) | 5.0 (2.27) |
| 250 | E250D | 3.89 (98.8) | 4.50 (114.3) | 5.21 (132.3) | 3.74 / 3.12 (95.0 / 79.3) | 3.29 / 3.61 (83.6 / 91.7) | .20 x .65 (5.1 x 16.5) | 11.0 (5.00) |
| 500 | E500D | 4.53 (115.1) | 5.25 (133.4) | 5.75 (146.1) | 4.38 / 3.75 (111.3 / 95.3) | 4.33 / N/A (110.0 / N/A) | .31 x .71 (7.9 x 18.0) | 19.0 (8.64) |



Note: Includes FB2X secondary fuse holder.

Group 4 – 208/240/277 Volt Primary, 120/24 Volt Secondary, 60 Hz

| VA | Catalog Number | Height in (mm) | Width in (mm) | Depth in (mm) | Mtg Width W1 / W2 in (mm) | Mtg Depth D1 / D2 in (mm) | Slot Size in (mm) | Approx. Ship Weight lbs (kg) |
|-----|----------------|----------------|---------------|---------------|----------------------------|---------------------------|------------------------|------------------------------|
| 50 | E050JL | 2.72 (69.1) | 3.01 (76.5) | 3.99 (101.3) | 2.51 / N/A (63.8 / N/A) | 2.02 / N/A (51.3 / N/A) | .20 x .33 (5.1 x 8.4) | 3.0 (1.36) |
| 100 | E100JL | 2.96 (75.2) | 3.39 (86.1) | 4.61 (117.1) | 2.81 / 2.50 (71.4 / 63.5) | 2.37 / N/A (60.2 / N/A) | .20 x .50 (5.1 x 12.7) | 5.0 (2.27) |
| 250 | E250JL | 3.89 (98.8) | 4.50 (114.3) | 5.21 (132.3) | 3.74 / 3.12 (95.0 / 79.3) | 3.29 / 3.61 (83.6 / 91.7) | .20 x .65 (5.1 x 16.5) | 11.0 (5.00) |
| 500 | E500JL | 4.53 (115.1) | 5.25 (133.4) | 5.75 (146.1) | 4.38 / 3.75 (111.3 / 95.3) | 4.33 / N/A (110.0 / N/A) | .31 x .71 (7.9 x 18.0) | 19.0 (8.64) |



Note: Will only accept one FB2 secondary fuse holder. Will not accept FB2X secondary fuse holder.

Group 5 – 208/240/480/600 Volt Primary, 120/24 Volt Secondary, 60 Hz
200/230/460/575 Volt Primary, 115/23 Volt Secondary, 60 Hz

| VA | Catalog Number | Height in (mm) | Width in (mm) | Depth in (mm) | Mtg Width W1 / W2 in (mm) | Mtg Depth D1 / D2 in (mm) | Slot Size in (mm) | Approx. Ship Weight lbs (kg) |
|-----|----------------|----------------|---------------|---------------|-----------------------------|-----------------------------|------------------------|------------------------------|
| 50 | E050JN | 2.96 (75.2) | 3.39 (86.1) | 4.36 (110.7) | 2.81 / 2.50 (71.4 / 63.5) | 2.10 / N/A (53.3 / N/A) | .20 x .50 (5.1 x 12.7) | 4.0 (1.81) |
| 100 | E100JN | 3.89 (98.8) | 4.50 (114.3) | 4.48 (113.8) | 3.74 / 3.12 (95.0 / 79.3) | 2.56 / 2.87 (65.0 / 72.9) | .20 x .65 (5.1 x 16.5) | 8.0 (3.67) |
| 150 | E150JN | 3.89 (98.8) | 4.50 (114.3) | 5.21 (132.3) | 3.74 / 3.12 (95.0 / 79.3) | 3.29 / 3.61 (83.6 / 91.7) | .20 x .65 (5.1 x 16.5) | 11.0 (5.00) |
| 250 | E250JN | 4.53 (115.1) | 5.25 (133.4) | 5.07 (128.8) | 4.38 / 3.75 (111.3 / 95.3) | 3.54 / N/A (89.9 / N/A) | .31 x .71 (7.9 x 18.0) | 15.0 (6.82) |
| 500 | E500JN | 5.56 (141.2) | 6.38 (162.1) | 6.93 (176.0) | 5.32 / 4.37 (135.1 / 111.0) | 4.25 / 5.75 (108.0 / 146.1) | .31 x .85 (7.9 x 21.6) | 30.0 (13.64) |



Note: Will only accept one FB2 secondary fuse holder. Will not accept FB2X secondary fuse holder.

SBE Accessories

| FIELD INSTALLED OPTIONS | ACCESSORIES INCLUDED | | | FACTORY INSTALLED OPTIONS |
|--------------------------|---|----------------|-------------|----------------------------|
| Accessory Catalog Number | Primary Fuse (Class "CC" Rejection Type) | Secondary Fuse | IP20 Covers | Suffix Codes |
| FB2 | — | Type 3AG | — | N/A |
| FB2 + FBPC1 | Yes | Type 3AG | Yes | WA (i.e. E500WA) |
| FBPC1 | Yes | Midget Type | Yes | WB (i.e. E500WB) |
| FB2X * | Yes | Midget Type | — | W (i.e. E500W) |
| FBP | Yes | Midget Type | — | N/A |

* Supplied with most SBE models. Refer to the note at the bottom of the product selection tables.

| CATALOG NUMBER | FIELD INSTALLED OPTIONS DESCRIPTIONS | CATALOG NUMBER | FIELD INSTALLED OPTIONS DESCRIPTIONS |
|----------------|--|----------------|---|
| FB2 |  <p>Fuse Block – Secondary Side Field installed secondary fuse holder kit designed to accommodate one glass or ceramic, ¼" x 1¼" fuse.</p> | FBP |  <p>Fuse Block – Primary Side Field installed primary fuse holder kit designed to accommodate two class "CC" rejection type fuse. Finger safe covers not available.</p> |
| FBPC1 |  <p>Fuse Block and Finger Safe Cover Kit Field installed primary fuse holder designed to accommodate two class "CC" rejection type fuses with primary and secondary. Finger safe covers kit.</p> | SBEDIN |  <p>DIN Circuit Breaker Mounting Field installed IEC fuse holder adaptor kit</p> |
| FB2X |  <p>Fuse Block – Secondary Side Field installed secondary fuse holder designed to accommodate one 13/32" x 1-1/2" (Midget type) cartridge fuse (included with applicable transformer purchase only).</p> | IP20 |  <p>Terminal Covers (Two Covers Per Kit) Field installed primary and secondary IEC Touch Proof Cover Kit.</p> |

| FACTORY INSTALLED OPTIONS | |
|---|-------------------------------|
|  <p>SBE Control Transformer without Covers - W Option (FB2X not installed)</p> | <p>Option</p> <p>W</p> |

| FACTORY INSTALLED OPTIONS | | | |
|---|------------------------------|---|---|
|  <p>SBE Control Transformer with Covers - WA & WB Option</p> | Option | Secondary Fusing | |
| | WA | Glass/Ceramic - Type 3AG (FB2 kit not installed) |  |
| WB | Midget Type (FB2X installed) |  | |

Компания «Life Electronics» занимается поставками электронных компонентов импортного и отечественного производства от производителей и со складов крупных дистрибьюторов Европы, Америки и Азии.

С конца 2013 года компания активно расширяет линейку поставок компонентов по направлению коаксиальный кабель, кварцевые генераторы и конденсаторы (керамические, пленочные, электролитические), за счёт заключения дистрибьюторских договоров

Мы предлагаем:

- Конкурентоспособные цены и скидки постоянным клиентам.
- Специальные условия для постоянных клиентов.
- Подбор аналогов.
- Поставку компонентов в любых объемах, удовлетворяющих вашим потребностям.
- Приемлемые сроки поставки, возможна ускоренная поставка.
- Доставку товара в любую точку России и стран СНГ.
- Комплексную поставку.
- Работу по проектам и поставку образцов.
- Формирование склада под заказчика.
- Сертификаты соответствия на поставляемую продукцию (по желанию клиента).
- Тестирование поставляемой продукции.
- Поставку компонентов, требующих военную и космическую приемку.
- Входной контроль качества.
- Наличие сертификата ISO.

В составе нашей компании организован Конструкторский отдел, призванный помогать разработчикам, и инженерам.

Конструкторский отдел помогает осуществить:

- Регистрацию проекта у производителя компонентов.
- Техническую поддержку проекта.
- Защиту от снятия компонента с производства.
- Оценку стоимости проекта по компонентам.
- Изготовление тестовой платы монтаж и пусконаладочные работы.



Тел: +7 (812) 336 43 04 (многоканальный)

Email: org@lifeelectronics.ru