

REVISIONS			
LTR	DESCRIPTION	DATE	APPROVED
H2	REVISED PER ECO-12-013906	7/29/12	K. YEE
J	REVISED PER ECO-12-021161	12.04.12	G.WELLS



CODE 40 TINEL-LOCK ADAPTER

NOTES:

1. THIS PRODUCT IS DESIGNED TO TERMINATE A BRAIDED CABLE SHIELD AND A HEAT SHRINKABLE LIPPED BOOT TO A CONNECTOR.
2. SEE CH00-0250-008 FOR ORDERING INFORMATION, MODIFICATIONS AND ADDITIONAL DIMENSIONS.
- ③ SEE DRAWING "TR" FOR DETAILS ON TINEL-LOCK RING. RINGS ARE DESIGNED TO BE HEATED ELECTRICALLY. ALL RINGS ARE MARKED WITH THERMOCHROMIC PAINT WHICH CHANGES COLOR WHEN INSTALLATION TEMPERATURE IS REACHED.
4. ADAPTER TO BE PERMANENTLY MARKED WITH CODE IDENT. NO. AND PART NO. LESS RING DESIGNATOR (E.G.: 06090-TXR40AB00-1206). RINGS SHALL BEAR NO MARKING.
- ⑤ FOR LARGER ENTRY SIZES, A 2 PIECE ADAPTER (TYPE II) IS SUPPLIED.
- ⑥ ADAPTER MATES TO MIL-C-38999, SERIES III AND IV, CLASS C, F, K, AND W, D38999/20, /24, /26, /40, /46, /47 CONNECTORS, AND WHEN SO MATED SHALL PROVIDE A WATER-TIGHT SEAL MEETING THE REQUIREMENTS OF MIL-C-85049, PAR. 3.5.7.
- ⑦ THESE DIMENSIONS APPLY IF A SELF-LOCKING COUPLING NUT IS USED. (MOD. CODE "S").

If this document is printed it becomes uncontrolled. Check for the latest revision

©2012 Tyco Electronics Corporation. All rights reserved.

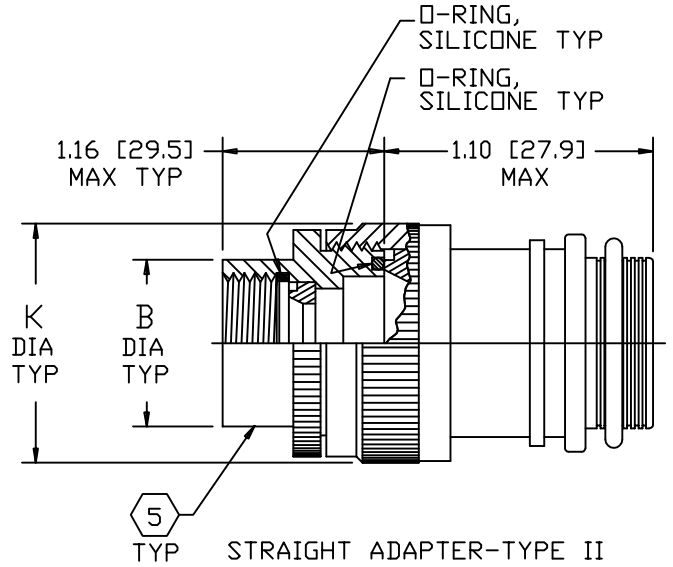
Raychem Adapters  
CUSTOMER DRAWING

UNLESS OTHERWISE SPECIFIED DIMENSIONS ARE IN INCHES. METRIC DIMENSIONS ARE IN BRACKETS.	DRAWN R. RAMIREZ	DATE 03-18-93	 TE Connectivity
	CHECKED	DATE	
TYCO ELECTRONICS RESERVES THE RIGHT TO AMEND THIS DRAWING AT ANY TIME. USERS SHOULD EVALUATE THE SUITABILITY OF THE PRODUCT FOR THEIR APPLICATION	APPROVED W. C. GAY	DATE 05-19-93	TITLE TINEL-LOCK™ ADAPTER
	APPROVED G. WELLS	DATE 11-15-12	
DECIMAL TOLERANCES .XXX ± 0.005 [0.13 mm] .XX ± 0.01 [0.25 mm] .X ± 0.1 [0.50 mm]	THIRD ANGLE PROJECTION 		SIZE A
ANGLE TOLERANCE .X ± 1 DEG.			CODE IDENT. NO. 06090
DO NOT SCALE THIS DWG			SHEET 1 OF 3

SEE SHEET 1 FOR REVISION



STRAIGHT ADAPTER-TYPE I



STRAIGHT ADAPTER-TYPE II



45° ADAPTER-TYPE I



45° ADAPTER-TYPE II



90° ADAPTER TYPE I



90° ADAPTER TYPE II

Raychem Adapters  
CUSTOMER DRAWING

If this document is printed it becomes uncontrolled. Check for the latest revision

SIZE	CODE IDENT. NO.	DWG. NO.	REV
A	06090	TXR40	J
DO NOT SCALE THIS DWG		CAD NAME txr40_2_j_cd	SHEET 2 OF 3




TABLE I										
ORDER NO.	SHELL SIZE 		MAX ENTRY SIZE  TYPE I	A METRIC THD CLASS 6H	B DIA MAX	B DIA MAX 	C MAX	D MAX	E MAX	W MAX
	CDM'L	MIL								
08	9	A	04	M12 X 1.0	.750 [19.1]	.969 [24.6]	.82 [20.8]	.89 [22.6]	1.10 [27.9]	.85 [21.6]
10	11	B	07	M15 X 1.0	.850 [21.6]	1.063 [27.0]	.84 [21.3]	.92 [23.4]	1.20 [30.5]	.97 [24.6]
12	13	C	08	M18 X 1.0	1.000 [25.4]	1.219 [31.0]	.87 [22.1]	.95 [24.1]	1.26 [32.0]	1.10 [27.9]
14	15	D	10	M22 X 1.0	1.150 [29.2]	1.406 [35.7]	.89 [22.6]	.95 [24.1]	1.34 [34.0]	1.22 [31.0]
16	17	E	12	M25 X 1.0	1.250 [31.8]	1.469 [37.3]	.92 [23.4]	.98 [24.9]	1.40 [35.6]	1.35 [34.3]
18	19	F	14	M28 X 1.0	1.400 [35.6]	1.594 [40.5]	.95 [24.1]	1.01 [25.7]	1.45 [36.8]	1.41 [35.8]
20	21	G	16	M31 X 1.0	1.500 [38.1]	1.750 [44.5]	.97 [24.6]	1.04 [26.4]	1.51 [38.4]	1.53 [38.9]
22	23	H	18	M34 X 1.0	1.650 [41.9]	1.844 [46.8]	1.00 [25.4]	1.07 [27.2]	1.57 [39.9]	1.66 [42.2]
24	25	J	20	M37 X 1.0	1.750 [44.5]	2.031 [51.6]	1.02 [25.9]	1.07 [27.2]	1.67 [42.4]	1.78 [45.2]

TABLE II									
ENTRY SIZE	Z +.010 -.020	S DIA	Y ±.015 [±0.38]	F MAX	G MAX	H MAX	J MAX	K MAX	
04	.250 [6.35]	.376 [9.56] .370 [9.39]	.550 [13.97]	N/A	N/A	N/A	N/A	N/A	
05	.312 [7.92]	.438 [11.13] .432 [10.97]	.612 [15.54]	.77 [19.6]	.93 [23.6]	1.19 [30.2]	1.16 [29.5]	.80 [20.3]	
06	.375 [9.52]	.501 [12.73] .495 [12.57]	.675 [17.14]	.77 [19.6]	.93 [23.6]	1.19 [30.2]	1.16 [29.5]	.80 [20.3]	
07	.437 [11.09]	.563 [14.31] .556 [14.12]	.737 [18.71]	.80 [20.3]	.95 [24.1]	1.38 [35.1]	1.22 [31.0]	.92 [23.4]	
08	.500 [12.70]	.626 [15.91] .619 [15.72]	.800 [20.32]	.80 [20.3]	.95 [24.1]	1.38 [35.1]	1.22 [31.0]	.92 [23.4]	
10	.625 [15.87]	.752 [19.11] .742 [18.84]	.925 [23.49]	.84 [21.3]	1.00 [25.4]	1.51 [38.4]	1.35 [34.3]	1.18 [30.0]	
12	.750 [19.05]	.877 [22.28] .867 [22.02]	1.050 [26.67]	.88 [22.4]	1.01 [25.7]	1.63 [41.4]	1.40 [35.6]	1.35 [34.3]	
14	.875 [22.23]	1.002 [25.46] .991 [25.17]	1.175 [29.84]	.88 [22.4]	1.04 [26.4]	1.78 [45.2]	1.46 [37.1]	1.41 [35.8]	
16	1.000 [25.40]	1.127 [28.63] 1.116 [28.34]	1.300 [33.02]	.93 [23.6]	1.06 [26.9]	1.88 [47.8]	1.53 [38.9]	1.60 [40.6]	
18	1.125 [28.57]	1.252 [31.81] 1.241 [31.52]	1.425 [36.19]	.93 [23.6]	1.09 [27.7]	2.01 [51.1]	1.59 [40.4]	1.66 [42.2]	
20	1.250 [31.75]	1.377 [34.98] 1.366 [34.69]	1.550 [39.37]	.98 [24.9]	1.13 [28.7]	2.13 [54.1]	1.78 [45.2]	2.04 [51.8]	
22	1.375 [34.93]	1.502 [38.15] 1.488 [37.79]	1.675 [42.55]	1.03 [26.2]	1.38 [35.1]	2.29 [58.2]	1.85 [47.0]	2.23 [56.6]	
24	1.500 [38.10]	1.627 [41.33] 1.613 [40.97]	1.800 [45.72]	1.08 [27.2]	1.44 [36.6]	2.42 [61.5]	1.92 [48.8]	2.23 [56.6]	

Raychem Adapters  
CUSTOMER DRAWING

If this document is printed it becomes uncontrolled. Check for the latest revision

SIZE A	CODE IDENT. NO. 06090	DWG. NO. TXR40	REV J
DO NOT SCALE THIS DWG		CAD NAME txr40_3_j_cd_j	SHEET 3 OF 3

Компания «Life Electronics» занимается поставками электронных компонентов импортного и отечественного производства от производителей и со складов крупных дистрибьюторов Европы, Америки и Азии.

С конца 2013 года компания активно расширяет линейку поставок компонентов по направлению коаксиальный кабель, кварцевые генераторы и конденсаторы (керамические, пленочные, электролитические), за счёт заключения дистрибьюторских договоров

Мы предлагаем:

- Конкурентоспособные цены и скидки постоянным клиентам.
- Специальные условия для постоянных клиентов.
- Подбор аналогов.
- Поставку компонентов в любых объемах, удовлетворяющих вашим потребностям.
- Приемлемые сроки поставки, возможна ускоренная поставка.
- Доставку товара в любую точку России и стран СНГ.
- Комплексную поставку.
- Работу по проектам и поставку образцов.
- Формирование склада под заказчика.
- Сертификаты соответствия на поставляемую продукцию (по желанию клиента).
- Тестирование поставляемой продукции.
- Поставку компонентов, требующих военную и космическую приемку.
- Входной контроль качества.
- Наличие сертификата ISO.

В составе нашей компании организован Конструкторский отдел, призванный помогать разработчикам, и инженерам.

Конструкторский отдел помогает осуществить:

- Регистрацию проекта у производителя компонентов.
- Техническую поддержку проекта.
- Защиту от снятия компонента с производства.
- Оценку стоимости проекта по компонентам.
- Изготовление тестовой платы монтаж и пусконаладочные работы.



Тел: +7 (812) 336 43 04 (многоканальный)

Email: [org@lifeelectronics.ru](mailto:org@lifeelectronics.ru)