

**SERIES 84**  
Unsealed, .750" Centers

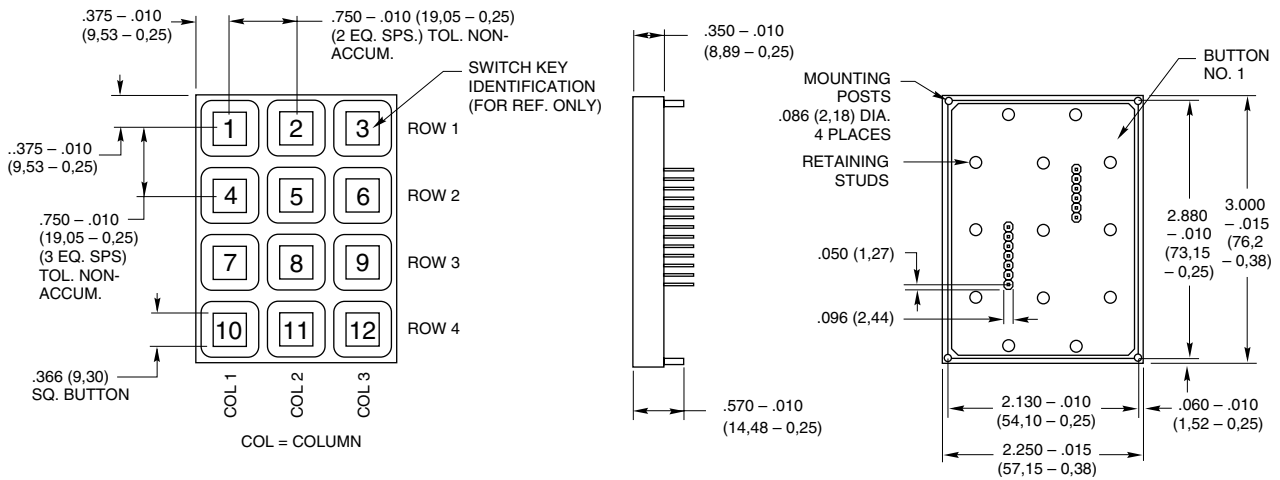
**FEATURES**

- 3/4" Button Centers
- Post Mounted
- Mounts by Grooveless Retaining Rings or Heat Upset Post
- Snap-Dome Contact Provides Positive Feedback



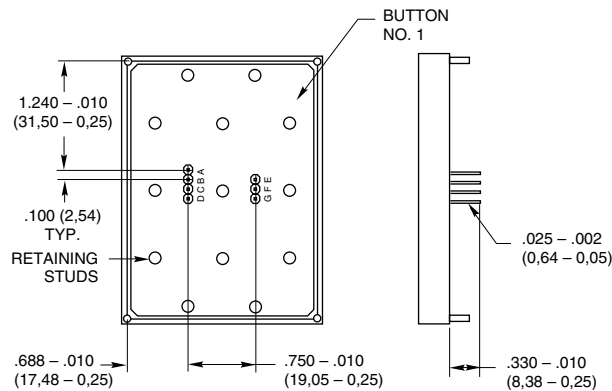
**DIMENSIONS** in inches (and millimeters)

**3x4 Keyboard**

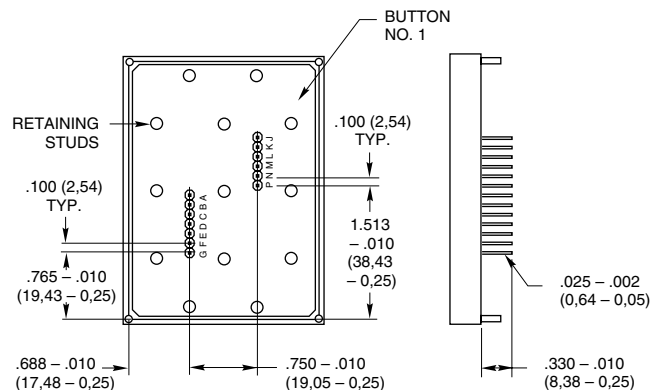


**Termination** in inches (and millimeters)

**3x4 Matrix Output**



**Single Pole/Common Bus**



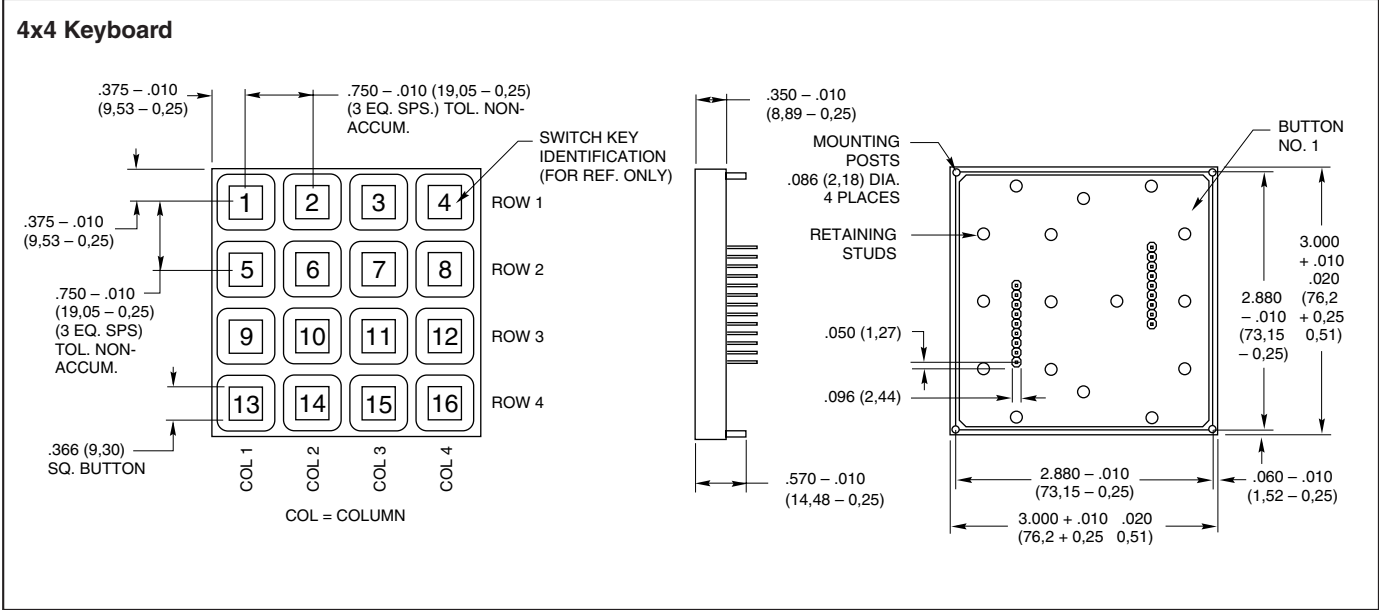
# SERIES 84 Unsealed, .750" Centers

## FEATURES

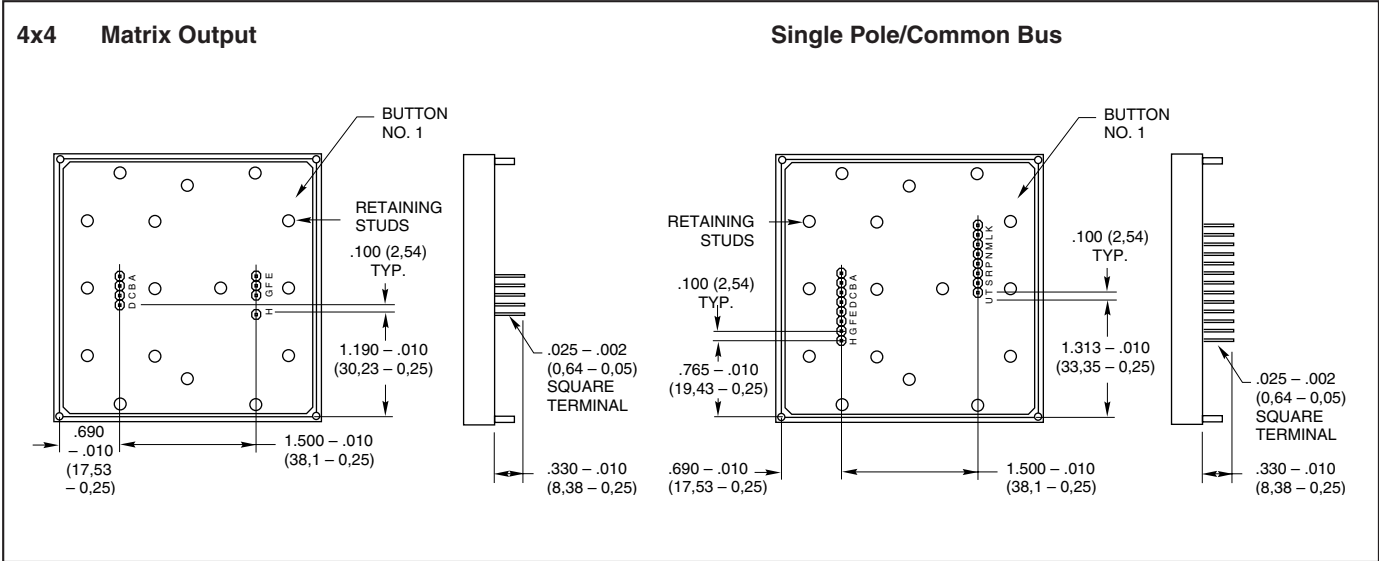
- 3/4" Button Centers
- Post Mounted
- Mounts by Grooveless Retaining Ring or Heat Upset Post
- Snap-Dome Contact Provides Positive Feedback



## DIMENSIONS in inches (and millimeters)



## Termination in inches (and millimeters)



Keyboards and Keypads

### CODE AND TRUTH TABLES

Dots in the chart indicate connected terminals when switch is closed. Terminals are identified on the keyboard.

12 Button Keycaps

| 3x4             |    | CODES             |   |   |   |   |   |                        |   |   |   |   |   |   |   |   |   |   |   |   |   |
|-----------------|----|-------------------|---|---|---|---|---|------------------------|---|---|---|---|---|---|---|---|---|---|---|---|---|
|                 |    | Matrix            |   |   |   |   |   | Single Pole/Common Bus |   |   |   |   |   |   |   |   |   |   |   |   |   |
| BUTTON LOCATION | 1  | •                 | • | • |   |   | • |                        |   |   |   | • |   |   |   |   |   |   |   |   |   |
|                 | 2  |                   | • | • |   |   | • |                        |   |   |   | • |   |   |   |   |   |   |   |   |   |
|                 | 3  |                   |   | • | • |   |   | •                      |   |   |   | • |   |   |   |   |   |   |   |   |   |
|                 | 4  | •                 |   |   | • |   |   | •                      |   |   |   | • |   |   |   |   |   |   |   |   |   |
|                 | 5  |                   | • |   |   | • |   |                        | • |   |   | • |   |   |   |   |   |   |   |   |   |
|                 | 6  |                   |   | • |   |   | • |                        |   |   |   | • |   |   |   |   |   |   |   |   |   |
|                 | 7  | •                 |   |   |   | • |   |                        | • |   |   | • |   |   |   |   |   |   |   |   |   |
|                 | 8  |                   | • |   |   |   | • |                        |   |   |   | • |   |   |   |   |   |   |   |   |   |
|                 | 9  |                   |   | • |   |   |   | •                      |   |   |   | • |   |   |   |   |   |   |   |   |   |
|                 | 10 | •                 |   |   |   | • |   |                        | • |   |   | • |   |   |   |   |   |   |   |   |   |
|                 | 11 |                   | • |   |   |   | • |                        |   |   |   | • |   |   |   |   |   |   |   |   |   |
|                 | 12 |                   |   | • |   |   |   | •                      |   |   |   | • |   |   |   |   |   |   |   |   |   |
|                 |    | E                 | C | D | A | B | F | G                      | K | J | B | M | L | C | N | E | D | P | G | F | A |
|                 |    | TERMINAL LOCATION |   |   |   |   |   |                        |   |   |   |   |   |   |   |   |   |   |   |   |   |

16 Button Keycaps

| 4x4             |    | CODES             |   |   |   |   |   |   |   |                        |   |   |   |   |   |   |   |   |   |   |   |   |   |   |   |   |  |
|-----------------|----|-------------------|---|---|---|---|---|---|---|------------------------|---|---|---|---|---|---|---|---|---|---|---|---|---|---|---|---|--|
|                 |    | Matrix            |   |   |   |   |   |   |   | Single Pole/Common Bus |   |   |   |   |   |   |   |   |   |   |   |   |   |   |   |   |  |
| BUTTON LOCATION | 1  | •                 | • | • |   |   |   |   | • |                        |   |   |   |   |   | • |   |   |   |   |   |   |   |   |   |   |  |
|                 | 2  |                   | • | • |   |   |   |   | • |                        |   |   |   |   |   | • |   |   |   |   |   |   |   |   |   |   |  |
|                 | 3  |                   |   | • | • |   |   |   |   | •                      |   |   |   |   |   | • |   |   |   |   |   |   |   |   |   |   |  |
|                 | 4  | •                 |   |   |   | • |   |   |   | •                      |   |   |   |   |   | • |   |   |   |   |   |   |   |   |   |   |  |
|                 | 5  |                   | • |   |   |   | • |   |   |                        | • |   |   |   |   | • |   |   |   |   |   |   |   |   |   |   |  |
|                 | 6  |                   |   | • |   |   |   | • |   |                        |   | • |   |   |   | • |   |   |   |   |   |   |   |   |   |   |  |
|                 | 7  | •                 |   |   |   |   | • |   |   |                        | • |   |   |   |   | • |   |   |   |   |   |   |   |   |   |   |  |
|                 | 8  |                   | • |   |   |   |   | • |   |                        |   | • |   |   |   | • |   |   |   |   |   |   |   |   |   |   |  |
|                 | 9  |                   |   | • |   |   |   |   | • |                        |   |   | • |   |   | • |   |   |   |   |   |   |   |   |   |   |  |
|                 | 10 | •                 |   |   |   |   | • |   |   |                        | • |   |   |   |   | • |   |   |   |   |   |   |   |   |   |   |  |
|                 | 11 |                   | • |   |   |   |   | • |   |                        |   | • |   |   |   | • |   |   |   |   |   |   |   |   |   |   |  |
|                 | 12 |                   |   | • |   |   |   |   | • |                        |   |   | • |   |   | • |   |   |   |   |   |   |   |   |   |   |  |
|                 | 13 | •                 |   |   |   |   | • |   |   |                        | • |   |   |   |   | • |   |   |   |   |   |   |   |   |   |   |  |
|                 | 14 |                   | • |   |   |   |   | • |   |                        |   | • |   |   |   | • |   |   |   |   |   |   |   |   |   |   |  |
|                 | 15 |                   |   | • |   |   |   |   | • |                        |   |   | • |   |   | • |   |   |   |   |   |   |   |   |   |   |  |
|                 | 16 |                   |   |   | • |   |   |   |   | •                      |   |   |   | • |   | • |   |   |   |   |   |   |   |   |   |   |  |
|                 |    | E                 | F | D | C | A | B | G | H | K                      | L | A | B | N | M | C | D | P | R | F | E | T | U | H | G | S |  |
|                 |    | TERMINAL LOCATION |   |   |   |   |   |   |   |                        |   |   |   |   |   |   |   |   |   |   |   |   |   |   |   |   |  |

### SPECIFICATIONS

#### Rating Criteria

**Rating at 24 Vdc:** 10 milliamps, resistive

**Contact Resistance:** Compatible with MOS, TTL and DTL (10 ohms maximum)

**Voltage Breakdown:** 250Vac between mutually insulated parts

**Life Expectancy:** 3,000,000 operations per button

**Contact Bounce:** Less than 4 milliseconds at make, 10 milliseconds at break

**Operating Temperature:** -40°C to +80°C

#### Materials and Finishes

**Housing:** Polycarbonate/ABS blend, black; meets UL94V-O

**Buttons:** ABS plastic, white. Legends are black.

**Snap-On-Cap:** Clear polycarbonate

**Contact Dome:** Stainless steel, selectively gold-plated

**Terminals:** Phosphor bronze

#### Operating Features

**Button Travel:** 0.015" (0,38 mm) nominal total travel

**Typical Operating Force:** 350 grams

### STANDARD LEGENDS


Insertable legend version (legend numbers -101 and -001) has a removable cap. The revealed button surface can be legended by an insert or a dry transfer of a blank legend

insert. This surface can also be ink stamped by Grayhill in higher volume quantities. When the cap is replaced, the assembly extends approximately .015" (0,38 mm) above the surface.

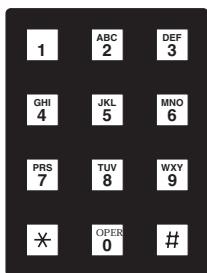
The legend sheet information follows the legend presentation. All other legends incorporate molded-in (two shot) legends.




-101 (Insertable)




-102 (Molded-in)




-103 (Molded-in)




-001 (Insertable)




-002 (Molded-in)




-003 (Molded-in)



-004 (Molded-in)



-005 (Molded-in)



-006 (Molded-in)

**INSERTABLE LEGEND SHEETS**

For use with -101 or -001 legend option. Legends are die cut to fit button surface when cap is removed. Dry transfer legends offer some flexibility to customize the blank inserts included on the sheet of popular legend letters, words and symbols provided or on the insertable legends sheet.

| Description                    | Part Number           |
|--------------------------------|-----------------------|
| Sheet of Legend Inserts        | <b>87AC2046</b>       |
| Dry Transfer Lettering, Small  | <b>87-DT-2096-088</b> |
| Dry Transfer Lettering, Medium | <b>87-DT-2096-125</b> |
| Dry Transfer Lettering, Large  | <b>87-DT-2096-187</b> |

For prices and discounts, contact a local Sales Office, an authorized local Distributor, or Grayhill.

**PRINTED LEGENDS  
For Maximum Versatility**

Printing allows you the flexibility to create your own legend using whole words and symbols with various type styles. Durable epoxy ink printing bonds to the button cap surface. There are two types of button cap printing:

**Top Surface Printing:** Legend is applied directly to the top of the button. Button is recessed slightly below the keyboard housing.

**Sub-Surface Printing:** For insertable legend models. Provides maximum wear for printed surfaces. Printed internal button cap is protected by clear snap-on cap.

**Printed Typestyles:** The typestyle chart illustrates type style, size and approximate character limits for button caps. Grayhill's library of typefaces includes most popular legends.

| Type No. and Typical Height | Sample Style and Typical Sizes | Sub Surface Character and Line Limitations | Top Surface Character and Line Limitations |
|-----------------------------|--------------------------------|--|--|
| <b>4GH088</b><br>.083"      | ABCDEFGH                       | 4 Characters<br>2 Lines<br>                | 4 Characters<br>2 Lines<br>                |
| <b>1GH125</b><br>.138"      | ABCDE                          | 3 Characters<br>1 Line<br>                 | 3 Characters<br>1 Line<br>                 |
| <b>3GH187</b><br>.207"      | ABCD                           | 2 Characters<br>1 Line<br>                 | 2 Characters<br>1 Line<br>                 |
| <b>2GH250</b><br>.276"      | ABC                            | N/A  | 2 Characters<br>1 Line<br>                 |

Keyboards and Keypads

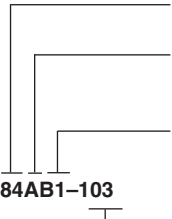
**ORDERING INFORMATION:**

**Special Legends**

Follow this procedure:

- 1. Basic Keyboard.** Formulate the part number with the exception of the legend suffix.
- 2. Mounting.** Standard mounting is shown in our dimensional drawings. These drawings relate the terminal location to the button legend orientation. It is possible to rotate the button legends by 90°, changing the orientation. When mounting the keypad, it would be rotated 90° to have the legends appear upright. A 3x4 keypad thus becomes a 4x3.
- 3. Color.** Many colors, other than our standard black housing, are available. Buttons can be made from equivalent plastic in black, red, green, blue and yellow. White legends are used with dark color buttons, black with light ones. Other colors available on special order.
- 4. Buttons.** Legends can be printed on button surface and protected by a snap-on cap in a similar fashion to our insertable legend types. A second option is printing a 'blank' button. (One that has the same dimensions as a molded-in legend button with a flat top surface.) Disadvantage is legend wear over time. A third option is molded-in legends, usually requiring tooling. Molded buttons are available with a flat or concave top surface.
- 5. Legends.** Specify the legend requirements for each button. Identify buttons per our dimensional drawings. Caution if keypad has been rotated.

**ORDERING INFORMATION**



**84AB1-103**

**Grayhill Series Number**

**Size Option**  
A= 3x4  
B= 4x4

**Circuitry Option**  
B1 = Matrix code  
C1 = Single pole/common bus

**Standard Legend Choices**  
3x4 Size: -101, -102 or -103  
4x4 Size: -001, -002, -003, -004, -005 or -006

**Available from your local Grayhill Distributor.** For prices and discounts, contact a local Sales Office, an authorized local Distributor or Grayhill.

Компания «Life Electronics» занимается поставками электронных компонентов импортного и отечественного производства от производителей и со складов крупных дистрибьюторов Европы, Америки и Азии.

С конца 2013 года компания активно расширяет линейку поставок компонентов по направлению коаксиальный кабель, кварцевые генераторы и конденсаторы (керамические, пленочные, электролитические), за счёт заключения дистрибьюторских договоров

Мы предлагаем:

- Конкурентоспособные цены и скидки постоянным клиентам.
- Специальные условия для постоянных клиентов.
- Подбор аналогов.
- Поставку компонентов в любых объемах, удовлетворяющих вашим потребностям.
- Приемлемые сроки поставки, возможна ускоренная поставка.
- Доставку товара в любую точку России и стран СНГ.
- Комплексную поставку.
- Работу по проектам и поставку образцов.
- Формирование склада под заказчика.
- Сертификаты соответствия на поставляемую продукцию (по желанию клиента).
- Тестирование поставляемой продукции.
- Поставку компонентов, требующих военную и космическую приемку.
- Входной контроль качества.
- Наличие сертификата ISO.

В составе нашей компании организован Конструкторский отдел, призванный помогать разработчикам, и инженерам.

Конструкторский отдел помогает осуществить:

- Регистрацию проекта у производителя компонентов.
- Техническую поддержку проекта.
- Защиту от снятия компонента с производства.
- Оценку стоимости проекта по компонентам.
- Изготовление тестовой платы монтаж и пусконаладочные работы.



Тел: +7 (812) 336 43 04 (многоканальный)

Email: [org@lifeelectronics.ru](mailto:org@lifeelectronics.ru)