THIS DRAWING IS UNPUBLISHED. RELEASED FOR PUBLICATION 20
© COPYRIGHT 20 BY - ALL RIGHTS RESERVED.

LOC	DIST
GP	00

REVISIONS

P	LTR	DESCRIPTION	DATE	DWN	APVD
	8	REVISED	21OCT2011	MEC	MDM

1. MATERIALS:
   HOUSING - NICKEL PLATED ZINC ALLOY PER ASTM B 240
   COVER, HOUSING - STAINLESS STEEL.
   EMI GASKET - SILVER PLATED URETHANE
   RECEPTACLE HOUSING - LCP, BLACK, UL 94V-0 RATED
   CHICKLET - LCP, BLACK, UL 94V-0 RATED
   CONTACT - PHOSPHOR BRONZE PER ASTM B 103
   EMI SPRING - COPPER ALLOY

2. CONTACT FINISH:
   CONFORMS TO THE REQUIREMENTS OF TYCO ELECTRONICS PRODUCT SPECIFICATION 108-2426, BASED ON EIA/ECA-364-1000.01A, (CONTROLLED ENVIRONMENT APPLICATIONS) ON MATING INTERFACE, TIN ON NEEDLE EYE

3. NOTE DELETED

4. PCB THICKNESS = 1.57 MIN

5. FOR HOLE SIZE AND PLATINGS, SEE APPLICATION SPEC 114-13283

6. THE ENTIRE AREA OF THE CONNECTOR FOOTPRINT, INDICATED BY CROSSHATCHING, TO BE CONSIDERED THE KEEPOUT AREA FOR COMPONENTS AND SIGNAL TRACES, TOP SIDE ONLY, TOP SIDE TRACES ALLOWED WITHIN CONNECTOR HOLE PATTERN, CROSSHATCHING TO BE CONDUCTIVE

7. MOUNTING HARDWARE REQUIRED:
   M2X0.4 (4) - MOUNTING SCREW LENGTH = BOARD THICKNESS + 4mm MAX

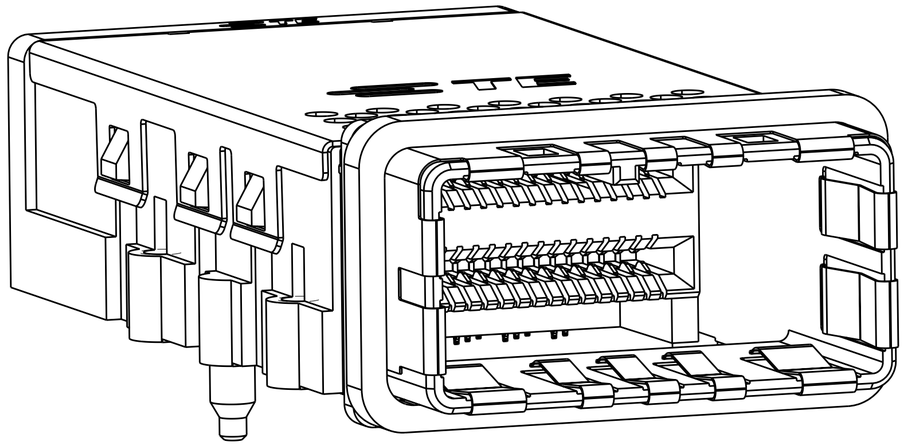

2149152-1
SCALE 5:1

OBSOLETE

RECEPTACLE HOUSING SUB-ASSEMBLY	FINISH	DESCRIPTION	PART NUMBER
2149448-2	3	84 POSITION RECEPTACLE ASSEMBLY	2149152-2
2149448-1	2	84 POSITION RECEPTACLE ASSEMBLY	2149152-1

PRELIMINARY PART- NOT RELEASED FOR PRODUCTION

THIS DRAWING IS A CONTROLLED DOCUMENT.

DIMENSIONS: mm

TOLERANCES UNLESS OTHERWISE SPECIFIED:
0 PLC ±0.25
1 PLC ±0.25
2 PLC ±0.25
3 PLC ±0.25
4 PLC ±0.25
ANGLES ±0.5

MATERIAL: SEE NOTES
FINISH: SEE TABLE

DWN M.E. COWHER 09JUN2010
CHK M.D. MORRISON 10JUN2010
APVD M.D. MORRISON 10JUN2010
PRODUCT SPEC -
APPLICATION SPEC -
WEIGHT -

TE Connectivity

PRELIMINARY

NAME: RECEPTACLE ASSEMBLY 84 POSITION, CXP
-

SIZE	CAGE CODE	DRAWING NO	RESTRICTED TO
A2	00779	C-2149152	-

CUSTOMER DRAWING | SCALE 1:1 | SHEET 1 OF 4 | REV 8

1471-9 (3/11)

Pro/ENGINEER DRAWING

THIS DRAWING IS UNPUBLISHED. RELEASED FOR PUBLICATION 20
© COPYRIGHT 20 BY - ALL RIGHTS RESERVED.

LOC	DIST
GP	00

REVISIONS

P	LTR	DESCRIPTION	DATE	DWN	APVD
	-	SEE SHEET 1	-	-	-

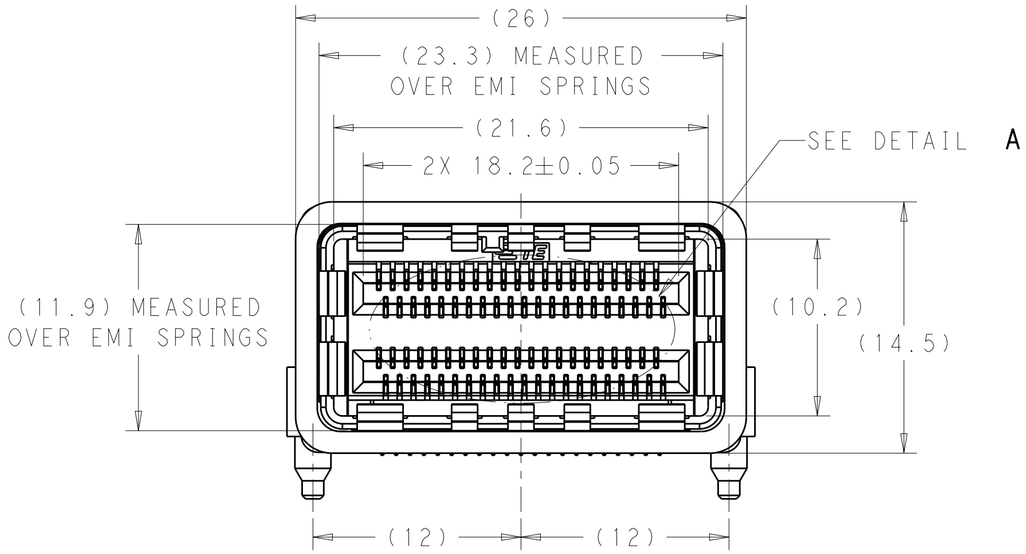

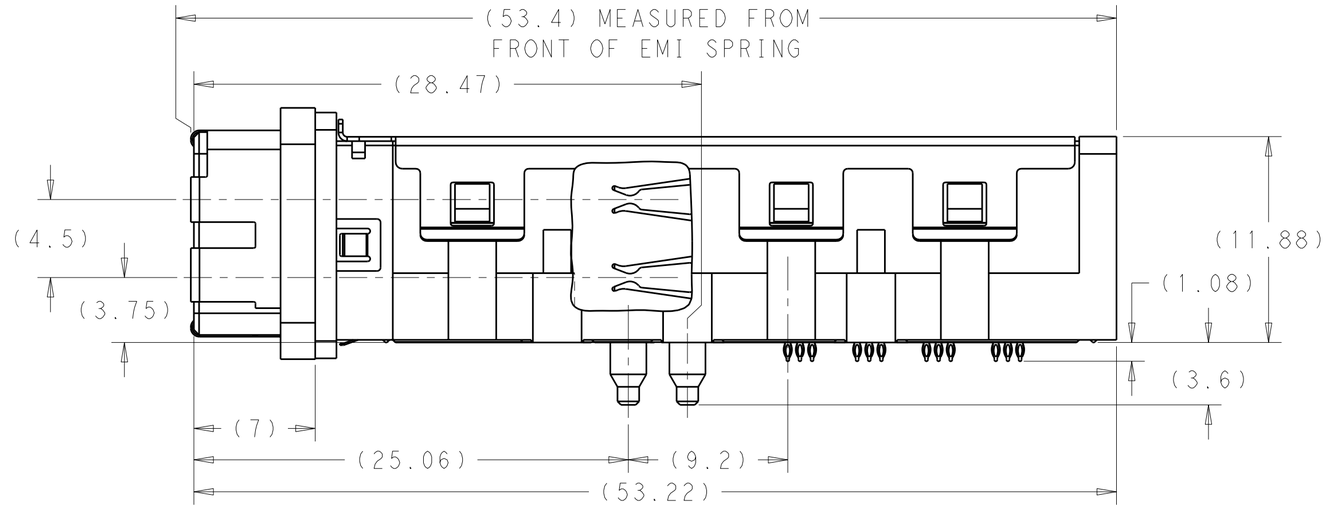

2149152-1
SCALE 4:1

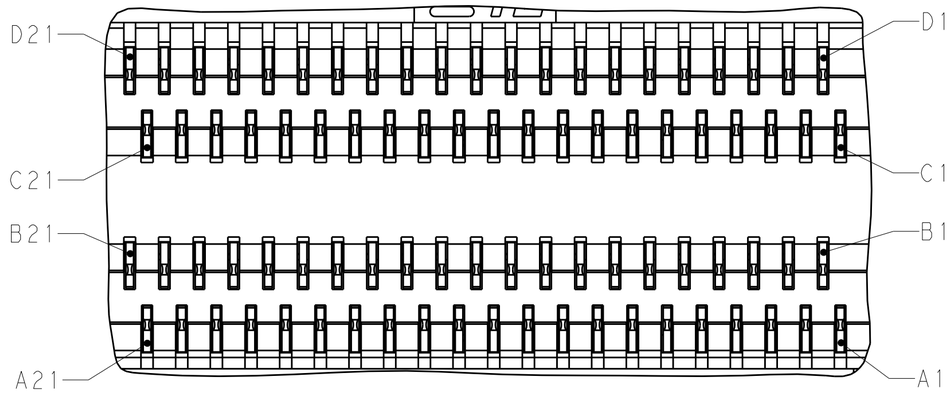

DETAIL A
CONNECTOR PIN CALLOUT
SCALE 10:1

PRELIMINARY PART- NOT RELEASED FOR PRODUCTION

THIS DRAWING IS A CONTROLLED DOCUMENT.		DWN 09JUN2010 M.E. COWHER	TE Connectivity
DIMENSIONS: mm	TOLERANCES UNLESS OTHERWISE SPECIFIED: 0 PLC ±0.25, 1 PLC ±0.25, 2 PLC ±0.25, 3 PLC ±0.25, 4 PLC ±0.25, ANGLES ±0.5	CHK 10JUN2010 M.D. MORRISON	NAME RECEPTACLE ASSEMBLY 84 POSITION, CXP -
		APVD 10JUN2010 M.D. MORRISON	
		PRODUCT SPEC -	
		APPLICATION SPEC -	SIZE A2 / CAGE CODE 00779 / DRAWING NO C-2149152 / RESTRICTED TO -
MATERIAL SEE NOTES	FINISH SEE TABLE	WEIGHT -	
		CUSTOMER DRAWING	SCALE 4:1 / SHEET 2 OF 4 / REV 8

THIS DRAWING IS UNPUBLISHED. RELEASED FOR PUBLICATION 20
© COPYRIGHT 20 BY - ALL RIGHTS RESERVED.

LOC	DIST
GP	00

REVISIONS

P	LTR	DESCRIPTION	DATE	DWN	APVD
	-	SEE SHEET 1	-	-	-

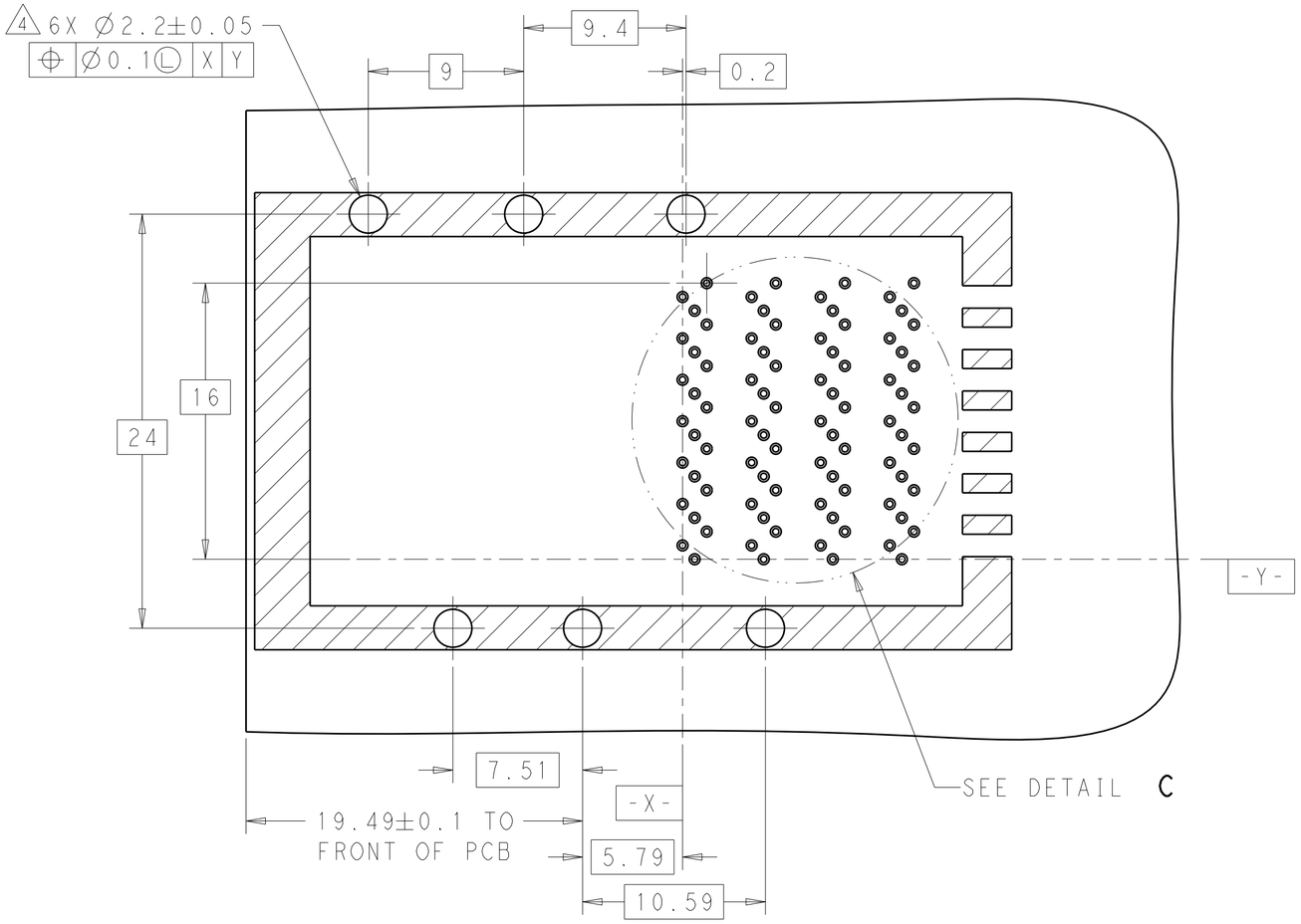

RECOMMENDED PCB LAYOUT
COMPONENT SIDE SHOWN
SCALE 4:1

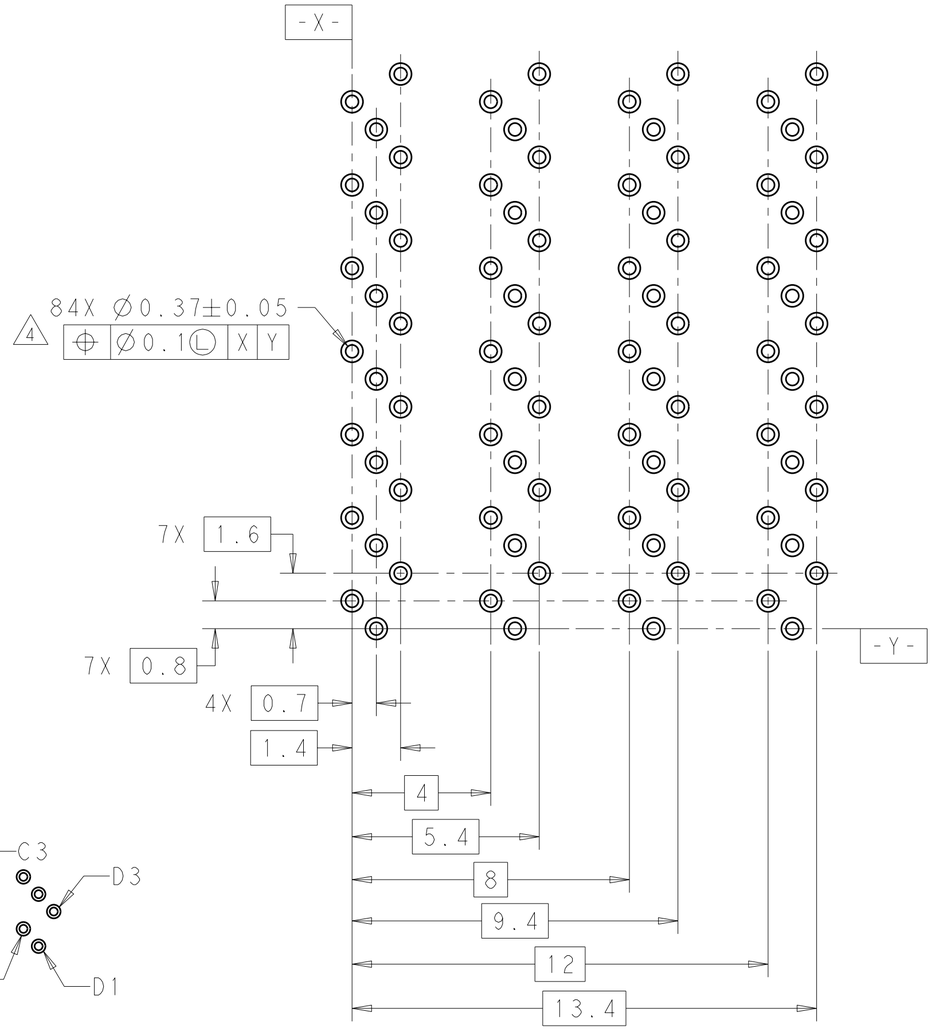

DETAIL C
RECOMMENDED CONNECTOR LAYOUT
SCALE 8:1

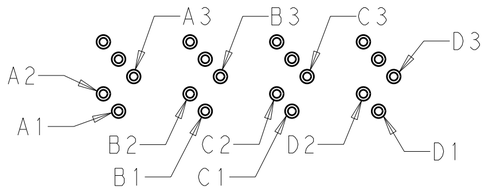

DETAIL D
PIN CALLOUT (TYPICAL)
SCALE 5:1

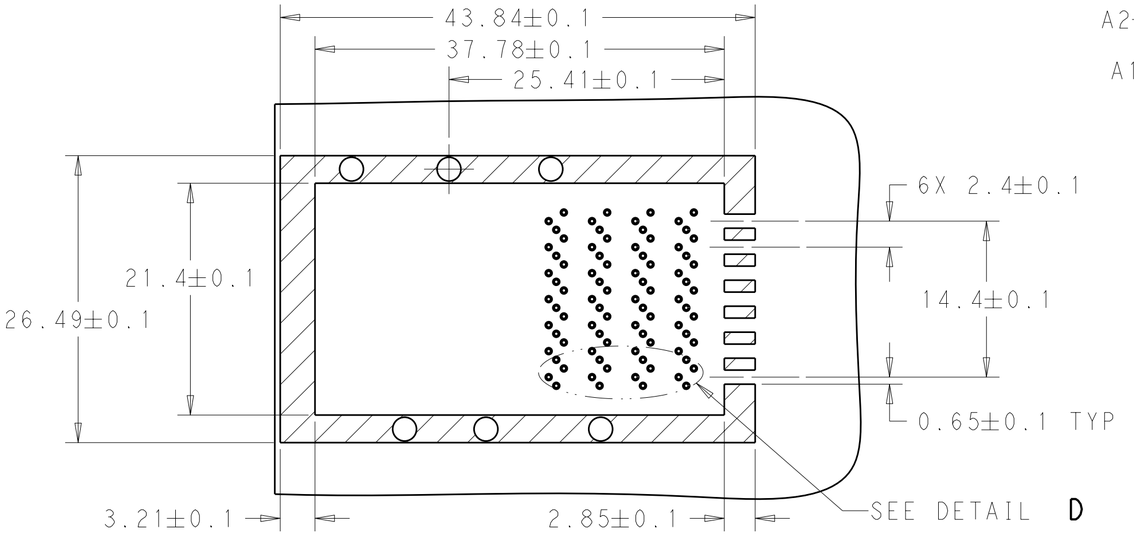

5 RECOMMENDED KEEPOUT AREA
SCALE 5:2

PRELIMINARY PART- NOT RELEASED FOR PRODUCTION

THIS DRAWING IS A CONTROLLED DOCUMENT.

DIMENSIONS: mm

TOLERANCES UNLESS OTHERWISE SPECIFIED:
0 PLC ±0.25
1 PLC ±0.25
2 PLC ±0.25
3 PLC ±0.25
4 PLC ±0.25
ANGLES ±0.5

MATERIAL: SEE NOTES
FINISH: SEE TABLE

DWN 09JUN2010 M.E. COWHER
CHK 10JUN2010 M.D. MORRISON
APVD 10JUN2010 M.D. MORRISON
PRODUCT SPEC -
APPLICATION SPEC -
WEIGHT -

TE Connectivity

NAME: RECEPTACLE ASSEMBLY 84 POSITION, CXP -

SIZE	CAGE CODE	DRAWING NO	RESTRICTED TO
A2	00779	C-2149152	-

CUSTOMER DRAWING | SCALE 3:1 | SHEET 3 OF 4 | REV 8

1471-9 (3/11)

THIS DRAWING IS UNPUBLISHED. RELEASED FOR PUBLICATION 20
© COPYRIGHT 20 BY - ALL RIGHTS RESERVED.

LOC	DIST
GP	00

REVISIONS

P	LTR	DESCRIPTION	DATE	DWN	APVD
	-	SEE SHEET 1	-	-	-

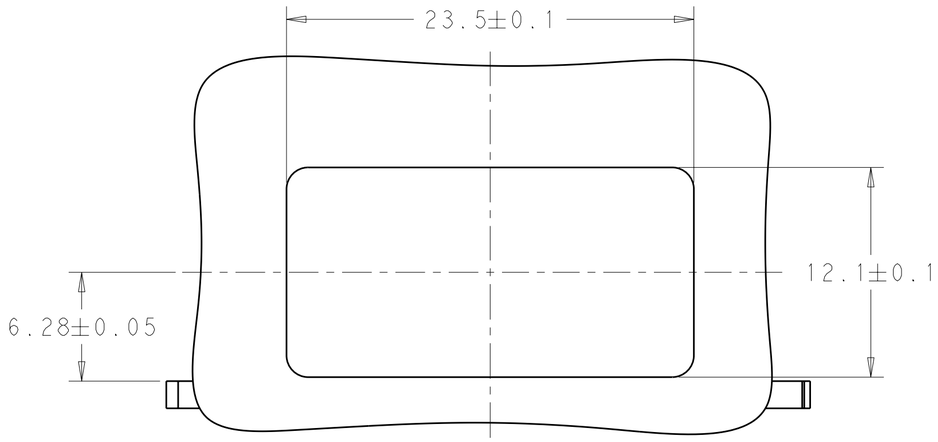

RECOMMENDED BRACKET CUT-OUT
SCALE 4:1

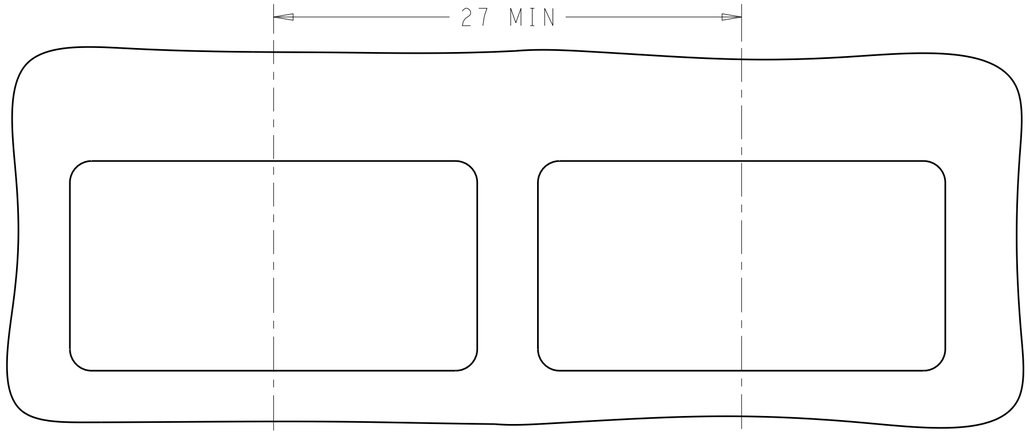

RECOMMENDED BRACKET CUT-OUT SPACING
SCALE 4:1

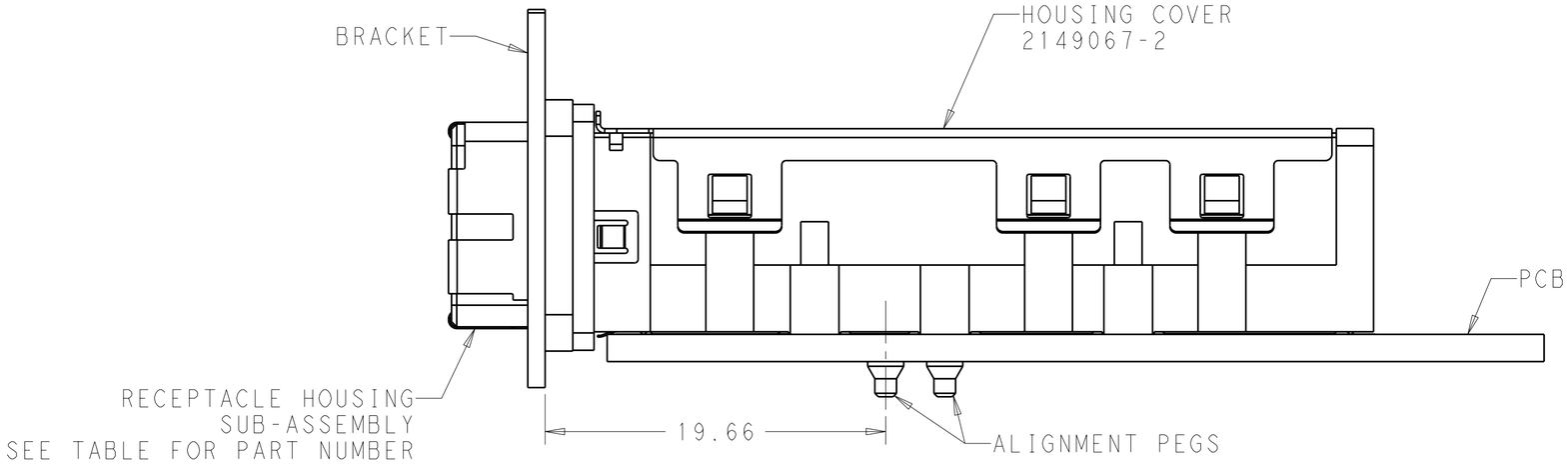

RECOMMENDED BRACKET LOCATION
SCALE 4:1

PRELIMINARY PART- NOT RELEASED FOR PRODUCTION

THIS DRAWING IS A CONTROLLED DOCUMENT.

DIMENSIONS: mm

TOLERANCES UNLESS OTHERWISE SPECIFIED:
0 PLC ±0.25
1 PLC ±0.25
2 PLC ±0.25
3 PLC ±0.25
4 PLC ±0.25
ANGLES ±0.5

MATERIAL: SEE NOTES
FINISH: SEE TABLE

DWN 09JUN2010 M.E. COWHER
CHK 10JUN2010 M.D. MORRISON
APVD 10JUN2010 M.D. MORRISON
PRODUCT SPEC -
APPLICATION SPEC -
WEIGHT -
CUSTOMER DRAWING

TE Connectivity

NAME: RECEPTACLE ASSEMBLY 84 POSITION, CXP -

SIZE	CAGE CODE	DRAWING NO	RESTRICTED TO
A2	00779	C-2149152	-

SCALE 4:1 SHEET 4 OF 4 REV 8

1471-9 (3/11)

ООО «ЛайфЭлектроникс» “LifeElectronics” LLC

ИНН 7805602321 КПП 780501001 Р/С 40702810122510004610 ФАКБ "АБСОЛЮТ БАНК" (ЗАО) в г.Санкт-Петербурге К/С 30101810900000000703 БИК 044030703

Компания «Life Electronics» занимается поставками электронных компонентов импортного и отечественного производства от производителей и со складов крупных дистрибьюторов Европы, Америки и Азии.

С конца 2013 года компания активно расширяет линейку поставок компонентов по направлению коаксиальный кабель, кварцевые генераторы и конденсаторы (керамические, пленочные, электролитические), за счёт заключения дистрибьюторских договоров

Мы предлагаем:

- *Конкурентоспособные цены и скидки постоянным клиентам.*
- *Специальные условия для постоянных клиентов.*
- *Подбор аналогов.*
- *Поставку компонентов в любых объемах, удовлетворяющих вашим потребностям.*

- *Приемлемые сроки поставки, возможна ускоренная поставка.*
- *Доставку товара в любую точку России и стран СНГ.*
- *Комплексную поставку.*
- *Работу по проектам и поставку образцов.*
- *Формирование склада под заказчика.*

- *Сертификаты соответствия на поставляемую продукцию (по желанию клиента).*
- *Тестирование поставляемой продукции.*
- *Поставку компонентов, требующих военную и космическую приемку.*
- *Входной контроль качества.*
- *Наличие сертификата ISO.*

В составе нашей компании организован Конструкторский отдел, призванный помогать разработчикам, и инженерам.

Конструкторский отдел помогает осуществить:

- *Регистрацию проекта у производителя компонентов.*
- *Техническую поддержку проекта.*
- *Защиту от снятия компонента с производства.*
- *Оценку стоимости проекта по компонентам.*
- *Изготовление тестовой платы монтаж и пусконаладочные работы.*

Тел: +7 (812) 336 43 04 (многоканальный)
Email: org@lifeelectronics.ru

www.lifeelectronics.ru