

**SERIES:** SMI6 | **DESCRIPTION:** AC-DC POWER SUPPLY

**FEATURES**

- DoE Level VI, CoC Tier 2 efficiency
- up to 6 W power
- interchangeable AC blades
- universal input (90~264 Vac)
- single regulated output from 5~15 Vdc
- over voltage and short circuit protections
- UL/cUL, GS, RCM, CCC, PSE safety approvals
- custom designs available



| MODEL     | output voltage | output current max | output power max | ripple and noise <sup>1</sup> max | efficiency level <sup>2</sup> |
|-----------|----------------|--------------------|------------------|-----------------------------------|-------------------------------|
|           | (Vdc)          | (A)                | (W)              | (mVp-p)                           |                               |
| SMI6-5    | 5              | 1.2                | 6                | 150                               | VI                            |
| SMI6-5.95 | 5.95           | 1                  | 6                | 150                               | VI                            |
| SMI6-9    | 9              | 0.67               | 6                | 150                               | VI                            |
| SMI6-12   | 12             | 0.5                | 6                | 200                               | VI                            |
| SMI6-15   | 15             | 0.4                | 6                | 200                               | VI                            |

Notes: 1. At full load, 100-240 Vac input, 20 MHz bandwidth oscilloscope, output terminated with 0.1 µF ceramic and 10 µF electrolytic capacitors.  
2. CoC Tier 2 compliant

**PART NUMBER KEY**



## INPUT

| parameter                 | conditions/description | min | typ | max   | units |
|---------------------------|------------------------|-----|-----|-------|-------|
| voltage                   |                        | 90  |     | 264   | Vac   |
| frequency                 |                        | 47  |     | 63    | Hz    |
| current                   |                        |     |     | 0.3   | A     |
| leakage current           |                        |     |     | 0.25  | mA    |
| no load power consumption |                        |     |     | 0.075 | W     |

## OUTPUT

| parameter       | conditions/description                 | min | typ      | max | units  |
|-----------------|--|-----|----------|-----|--------|
| line regulation |  |     | ±1       |     | %      |
| load regulation | 5 Vdc output model<br>all other models |     | ±6<br>±5 |     | %<br>% |

## PROTECTIONS

| parameter                | conditions/description          | min | typ | max | units |
|--------------------------|---------------------------------|-----|-----|-----|-------|
| over voltage protection  | output shut down, auto recovery |     |     |     |       |
| short circuit protection | output shut down, auto recovery |     |     |     |       |

## SAFETY & COMPLIANCE

| parameter            | conditions/description                | min | typ            | max | units      |
|----------------------|---------------------------------------|-----|----------------|-----|------------|
| isolation voltage    | input to output at 10 mA for 1 minute |     | 3,000<br>4,242 |     | Vac<br>Vdc |
| isolation resistance | input to output at 500 Vdc            | 100 |                |     | MΩ         |
| safety approvals     | UL/cUL, GS, RCM, CCC, PSE             |     |                |     |            |
| EMI/EMC              | FCC Part 15B Class B, CE              |     |                |     |            |
| RoHS                 | yes                                   |     |                |     |            |

## ENVIRONMENTAL

| parameter             | conditions/description | min | typ | max | units |
|-----------------------|------------------------|-----|-----|-----|-------|
| operating temperature |                        | 0   |     | 40  | °C    |
| storage temperature   |                        | -10 |     | 70  | °C    |
| operating humidity    | non-condensing         | 20  |     | 80  | %     |
| storage humidity      | non-condensing         | 10  |     | 90  | %     |

## MECHANICAL

| parameter  | conditions/description   | min | typ  | max | units |
|------------|--|-----|------|-----|-------|
| dimensions | 64 x 40.5 x 30   |     |      |     | mm    |
| inlet plug | interchangeable blades (North America, Europe, UK, Australia, China) |     |      |     |       |
| weight     | 5.95 Vdc model (without interchangeable blades)                      |     | 69   |     | g     |
|            | all other models (without interchangeable blades)                    |     | 68.5 |     | g     |

## MECHANICAL DRAWING

units: mm  
tolerance: ±1 mm



| INTERCHANGEABLE BLADES |               |          |          |           |          |
|------------------------|---------------|----------|----------|-----------|----------|
| BLADE DESIGNATOR       | N             | E        | B        | A         | C        |
| REGION                 | North America | Europe   | UK       | Australia | China    |
| BLADE ACCESSORY        | SMI-US-1      | SMI-EU-1 | SMI-UK-1 | SMI-AU-1  | SMI-CN-1 |
| BLADE                  |               |          |          |           |          |

## DC CORD

units: mm

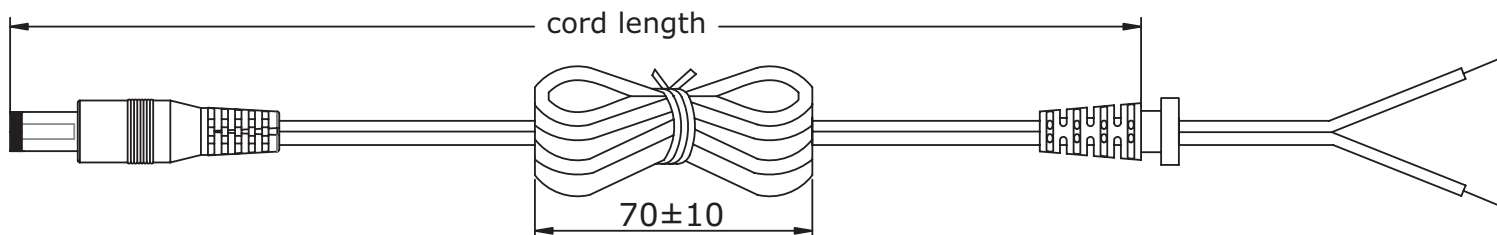
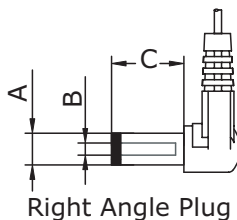
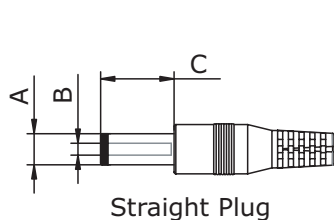


Table 1

| MODEL NO. | CABLE          | CORD LENGTH   |
|-----------|----------------|---------------|
| SMI6-5    | UL2468, 20 AWG | 1,530 mm ±100 |
| SMI6-5.95 | UL2468, 20 AWG | 1,530 mm ±100 |
| SMI6-9    | UL2468, 22 AWG | 1,530 mm ±100 |
| SMI6-12   | UL2468, 22 AWG | 1,530 mm ±100 |
| SMI6-15   | UL2468, 22 AWG | 1,530 mm ±100 |

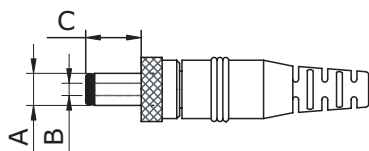
## OUTPUT PLUG OPTIONS

### Standard DC Plug



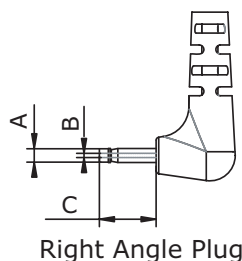
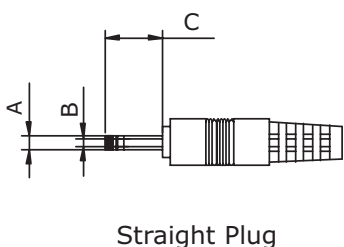
| Size | A   | B    | C   | Unit |
|------|-----|------|-----|------|
| 5    | 5.5 | 2.1  | 9.5 | mm   |
| 6    | 5.5 | 2.5  | 9.5 | mm   |
| 7    | 3.5 | 1.35 | 9.5 | mm   |
| 8    | 3.8 | 1.35 | 9.5 | mm   |
| 9    | 3.8 | 1.05 | 9.5 | mm   |

### Locking DC Plug



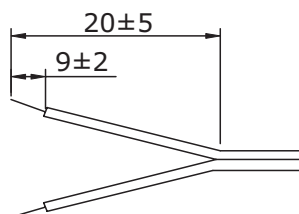
| Size | A   | B   | C   | Unit |
|------|-----|-----|-----|------|
| 10   | 5.5 | 2.1 | 9.5 | mm   |
| 11   | 5.5 | 2.5 | 9.5 | mm   |

### EIAJ DC Plug

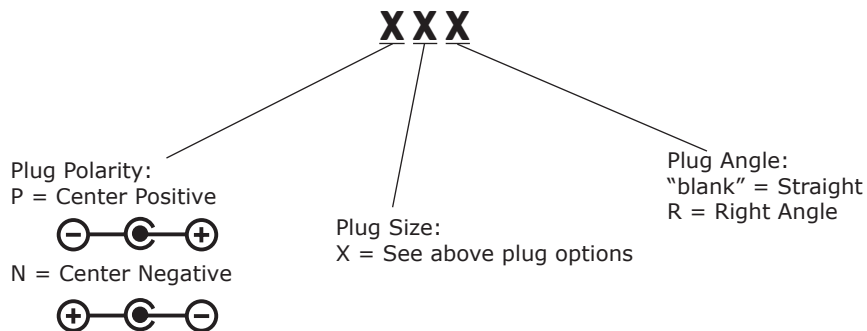


| Size | EIAJ   | A    | B   | C   | Unit |
|------|--------|------|-----|-----|------|
| 12   | EIAJ-1 | 2.35 | 0.7 | 9.5 | mm   |
| 13   | EIAJ-2 | 4.0  | 1.7 | 9.5 | mm   |
| 14   | EIAJ-3 | 4.75 | 1.7 | 9.5 | mm   |

### Stripped and Tinned



### DC Plug Type



\*Contact CUI for additional plug options

## REVISION HISTORY

| rev. | description   | date       |
|------|---|------------|
| 1.0  | initial release   | 07/01/2015 |
| 1.01 | updated datasheet   | 02/08/2016 |
| 1.02 | updated datasheet   | 09/14/2016 |
| 1.03 | Australia blade housing changed, and blade orientation rotated 90 degrees | 10/02/2018 |

The revision history provided is for informational purposes only and is believed to be accurate.



**Headquarters**  
20050 SW 112th Ave.  
Tualatin, OR 97062  
**800.275.4899**

Fax 503.612.2383  
**cui.com**  
techsupport@cui.com

This device complies with part 15 of the FCC Rules. Operation is subject to the following two conditions:

- (1) This device may not cause harmful interference, and
- (2) this device must accept any interference received, including interference that may cause undesired operation.

CUI offers a one (1) year limited warranty. Complete warranty information is listed on our website.

CUI reserves the right to make changes to the product at any time without notice. Information provided by CUI is believed to be accurate and reliable. However, no responsibility is assumed by CUI for its use, nor for any infringements of patents or other rights of third parties which may result from its use.

CUI products are not authorized or warranted for use as critical components in equipment that requires an extremely high level of reliability. A critical component is any component of a life support device or system whose failure to perform can be reasonably expected to cause the failure of the life support device or system, or to affect its safety or effectiveness.

Компания «Life Electronics» занимается поставками электронных компонентов импортного и отечественного производства от производителей и со складов крупных дистрибьюторов Европы, Америки и Азии.

С конца 2013 года компания активно расширяет линейку поставок компонентов по направлению коаксиальный кабель, кварцевые генераторы и конденсаторы (керамические, пленочные, электролитические), за счёт заключения дистрибьюторских договоров

Мы предлагаем:

- Конкуренеспособные цены и скидки постоянным клиентам.
- Специальные условия для постоянных клиентов.
- Подбор аналогов.
- Поставку компонентов в любых объемах, удовлетворяющих вашим потребностям.
- Приемлемые сроки поставки, возможна ускоренная поставка.
- Доставку товара в любую точку России и стран СНГ.
- Комплексную поставку.
- Работу по проектам и поставку образцов.
- Формирование склада под заказчика.
- Сертификаты соответствия на поставляемую продукцию (по желанию клиента).
- Тестирование поставляемой продукции.
- Поставку компонентов, требующих военную и космическую приемку.
- Входной контроль качества.
- Наличие сертификата ISO.

В составе нашей компании организован Конструкторский отдел, призванный помогать разработчикам, и инженерам.

Конструкторский отдел помогает осуществить:

- Регистрацию проекта у производителя компонентов.
- Техническую поддержку проекта.
- Защиту от снятия компонента с производства.
- Оценку стоимости проекта по компонентам.
- Изготовление тестовой платы монтаж и пусконаладочные работы.



Тел: +7 (812) 336 43 04 (многоканальный)

Email: [org@lifeelectronics.ru](mailto:org@lifeelectronics.ru)