

# Feed-through terminal block - MBK 3 - 1413010

Please be informed that the data shown in this PDF Document is generated from our Online Catalog. Please find the complete data in the user's documentation. Our General Terms of Use for Downloads are valid (<http://download.phoenixcontact.com>)



Feed-through terminal block, Connection method: Screw connection, Cross section: 0.2 mm<sup>2</sup> - 4 mm<sup>2</sup>, AWG 24 - 12, Width: 5.2 mm, Color: gray, Mounting type: NS 15

## Key commercial data

Packing unit	1
Minimum order quantity	50
Catalog page	Page 522 (CL1-2011)
GTIN	 4 017918 021092
Custom tariff number	85369010
Country of origin	GERMANY

## Technical data

### General

Number of levels	1
Number of connections	2
Color	gray
Insulating material	PA
Inflammability class according to UL 94	V2

### Dimensions

Width	5.2 mm
Length	28 mm

### Technical data

Maximum load current	32 A (with 4 mm <sup>2</sup> conductor cross section)
Rated surge voltage	6 kV
Pollution degree	3
Surge voltage category	III
Insulating material group	I
Connection in acc. with standard	IEC 60947-7-1
Nominal current I <sub>N</sub>	24 A
Nominal voltage U <sub>N</sub>	500 V
Open side panel	ja

# Feed-through terminal block - MBK 3 - 1413010

## Technical data

### Connection data

Conductor cross section solid min.	0.2 mm <sup>2</sup>
Conductor cross section solid max.	4 mm <sup>2</sup>
Conductor cross section stranded min.	0.2 mm <sup>2</sup>
Conductor cross section stranded max.	2.5 mm <sup>2</sup>
Conductor cross section AWG/kcmil min.	24
Conductor cross section AWG/kcmil max	12
Conductor cross section stranded, with ferrule without plastic sleeve min.	0.25 mm <sup>2</sup>
Conductor cross section stranded, with ferrule without plastic sleeve max.	2.5 mm <sup>2</sup>
Conductor cross section stranded, with ferrule with plastic sleeve min.	0.25 mm <sup>2</sup>
Conductor cross section stranded, with ferrule with plastic sleeve max.	1.5 mm <sup>2</sup>
2 conductors with same cross section, solid min.	0.2 mm <sup>2</sup>
2 conductors with same cross section, solid max.	1.5 mm <sup>2</sup>
2 conductors with same cross section, stranded min.	0.2 mm <sup>2</sup>
2 conductors with same cross section, stranded max.	1.5 mm <sup>2</sup>
2 conductors with same cross section, stranded, TWIN ferrules with plastic sleeve, min.	0.5 mm <sup>2</sup>
2 conductors with same cross section, stranded, TWIN ferrules with plastic sleeve, max.	1 mm <sup>2</sup>
2 conductors with same cross section, stranded, ferrules without plastic sleeve, min.	0.25 mm <sup>2</sup>
2 conductors with same cross section, stranded, ferrules without plastic sleeve, max.	1.5 mm <sup>2</sup>
Cross section with insertion bridge, solid max.	2.5 mm <sup>2</sup>
Cross section with insertion bridge, stranded max.	2.5 mm <sup>2</sup>
Connection method	Screw connection
Stripping length	8 mm
Internal cylindrical gage	A3
Screw thread	M3
Tightening torque, min	0.6 Nm
Tightening torque max	0.8 Nm

## Classifications

### eclass

eCl@ss 4.0	27141123
eCl@ss 4.1	27141123
eCl@ss 5.0	27141120
eCl@ss 5.1	27141120
eCl@ss 6.0	27141120
eCl@ss 7.0	27141120

# Feed-through terminal block - MBK 3 - 1413010

## Classifications

### etim

ETIM 2.0	EC000897
ETIM 3.0	EC000897
ETIM 4.0	EC000897

### unspsc

UNSPSC 6.01	30211811
UNSPSC 7.0901	39121410
UNSPSC 11	39121410
UNSPSC 12.01	39121410
UNSPSC 13.2	39121410

## Approvals

### Approvals


#### Approvals


CSA / UL Recognized / cUL Recognized / GOST / LR / GL / BV / PRS / NK / GOST / cULus Recognized

#### Ex Approvals

#### Approvals submitted

### Approval details

CSA 	
mm <sup>2</sup> /AWG/kcmil	28-12
Nominal current I <sub>N</sub>	25 A
Nominal voltage U <sub>N</sub>	150 V

UL Recognized 			
	B	C	D
mm <sup>2</sup> /AWG/kcmil	28-12	28-12	28-12
Nominal current I <sub>N</sub>	20 A	20 A	5 A
Nominal voltage U <sub>N</sub>	300 V	150 V	600 V

# Feed-through terminal block - MBK 3 - 1413010

## Approvals

cUL Recognized

	B	C	D
mm <sup>2</sup> /AWG/kcmil	28-12	28-12	28-12
Nominal current I <sub>N</sub>	20 A	20 A	10 A
Nominal voltage U <sub>N</sub>	300 V	150 V	300 V

GOST

LR

GL

BV

PRS

NK

GOST

cULus Recognized

## Accessories

Accessories

Assembly

DIN rail - NS 15 AL PERF 2000MM - 1401763



DIN rail, material: Aluminum, perforated, height 5.5 mm, width 15 mm, length: 2 m

## Feed-through terminal block - MBK 3 - 1413010

### Accessories

DIN rail - NS 15 UNPERF 2000MM - 1401695



DIN rail, material: Steel, unperforated, height 5.5 mm, width 15 mm, length: 2 m

---

DIN rail perforated - NS 15 PERF 2000MM - 1401682



DIN rail, material: steel galvanized and passivated with a thick layer, perforated, height 5.5 mm, width 15 mm, length: 2000 mm

---

End clamp - E/MBK - 1401637



End clamp, width: 6.2 mm, color: gray

---

End cover - D-MBK 3/5 - 1413023



End cover, Length: 28 mm, Width: 2.5 mm, Color: gray

---

Fixed bridge - FB-150 METER - 0201595



Cross connection rail, for fixed bridging of identical inputs and outputs, made of Cu, nickel-plated, 1 m long

---

Separating plate - TS-KK 3 - 2770215



Separating plate, Length: 14 mm, Height: 16 mm, Color: gray

## Feed-through terminal block - MBK 3 - 1413010

### Accessories

---

Partition plate - ATP-MBK - 1413227



Partition plate, Length: 42.5 mm, Width: 2.5 mm, Height: 41 mm, Color: gray

---

### Bridges

Fixed bridge - FBRI 10-5 N - 2770642



Fixed bridge, Number of positions: 10, Color: silver

---

Insertion bridge - EBL 10- 5 - 2303132



Insertion bridge, Number of positions: 10, Color: gray

---

Switching jumper - SBRN 2-7 - 1413230



Switching jumper, Color: silver

---

### Plug/Adapter

Female test connector - PSBJ 3/13/4 - 0201304



Female test connector, Color: silver

---

## Feed-through terminal block - MBK 3 - 1413010

### Accessories

Female test connector - PSB 3/10/4 - 0601292



Female test connector, Color: silver

---

Reducing plug - RPS - 0201647



Reducing plug, Color: gray

---

Marker pin - BN-ZB 5,2/WH CUS - 0824271

Marker pin, Strip, white, Labeled according to customer specifications, Mounting type: Plug in, For terminal block width: 5.2 mm, Lettering field: 4 x 4 mm

---

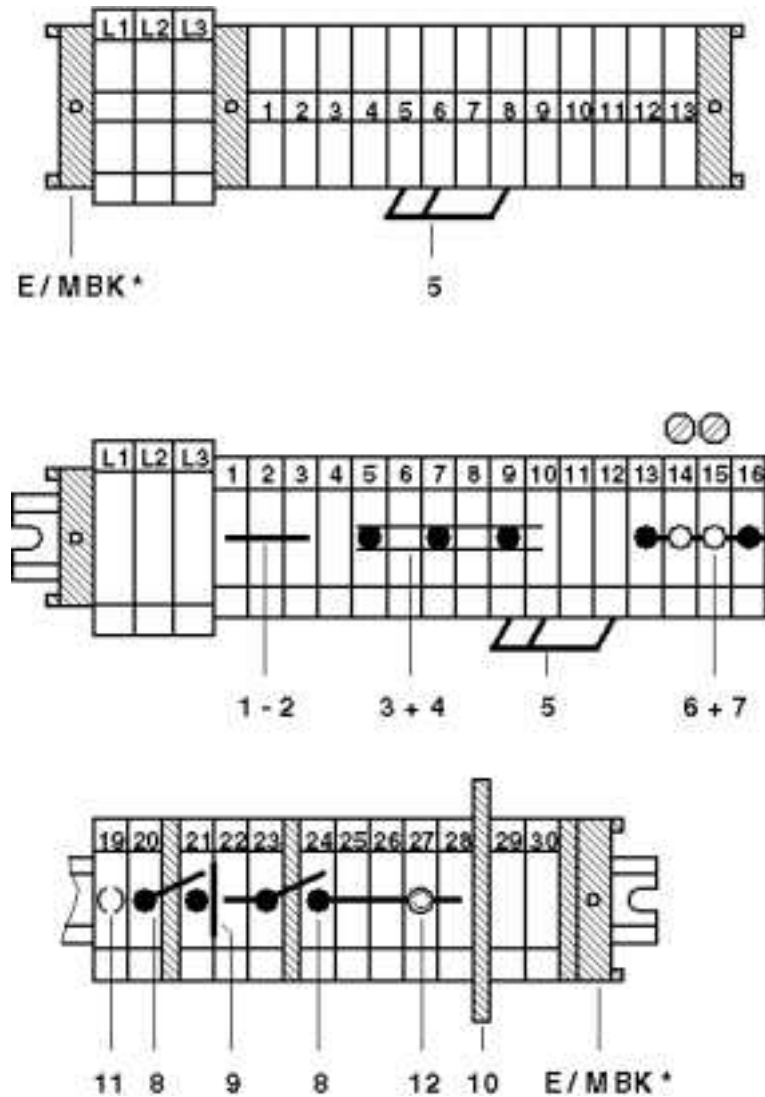
### Drawings

# Feed-through terminal block - MBK 3 - 1413010

Circuit diagram



Circuit diagram



- 1 = cover
- 2 = fixed bridge, for cross-connections in the terminal center, screw heads with insulating collar
- 3 = fixed bridge, for cross-connections in the terminal center, with crimped-on rollers
- 4 = insertion bridge
- 5 = isolator bridge bar
- 6 = bridge bar isolator
- 7 = switch bar for 2 terminal blocks
- 8 = separating plate
- 9 = partition plate
- 10 = test plug socket



Компания «Life Electronics» занимается поставками электронных компонентов импортного и отечественного производства от производителей и со складов крупных дистрибьюторов Европы, Америки и Азии.

С конца 2013 года компания активно расширяет линейку поставок компонентов по направлению коаксиальный кабель, кварцевые генераторы и конденсаторы (керамические, пленочные, электролитические), за счёт заключения дистрибьюторских договоров

Мы предлагаем:

- Конкурентоспособные цены и скидки постоянным клиентам.
- Специальные условия для постоянных клиентов.
- Подбор аналогов.
- Поставку компонентов в любых объемах, удовлетворяющих вашим потребностям.
- Приемлемые сроки поставки, возможна ускоренная поставка.
- Доставку товара в любую точку России и стран СНГ.
- Комплексную поставку.
- Работу по проектам и поставку образцов.
- Формирование склада под заказчика.
- Сертификаты соответствия на поставляемую продукцию (по желанию клиента).
- Тестирование поставляемой продукции.
- Поставку компонентов, требующих военную и космическую приемку.
- Входной контроль качества.
- Наличие сертификата ISO.

В составе нашей компании организован Конструкторский отдел, призванный помогать разработчикам, и инженерам.

Конструкторский отдел помогает осуществить:

- Регистрацию проекта у производителя компонентов.
- Техническую поддержку проекта.
- Защиту от снятия компонента с производства.
- Оценку стоимости проекта по компонентам.
- Изготовление тестовой платы монтаж и пусконаладочные работы.



Тел: +7 (812) 336 43 04 (многоканальный)

Email: [org@lifeelectronics.ru](mailto:org@lifeelectronics.ru)