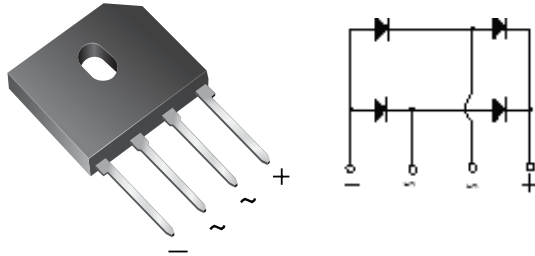


Glass Passivated Single-Phase Bridge Rectifier



Case Style GBU

FEATURES

- UL recognition file number E54214
- Ideal for printed circuit boards
- High surge current capability
- High case dielectric strength of 1500 V_{RMS}
- Solder dip 260 °C, 40 s
- Component in accordance to RoHS 2002/95/EC and WEEE 2002/96/EC



RoHS
COMPLIANT

TYPICAL APPLICATIONS

General purpose use in ac-to-dc bridge full wave rectification for monitor, TV, printer, switching mode power supply, adapter, audio equipment, and home appliances applications.

MECHANICAL DATA

Case: GBU

Epoxy meets UL 94 V-0 flammability rating

Terminals: Matte tin plated leads, solderable per J-STD-002 and JESD22-B102

E3 suffix for consumer grade, meets JESD 201 class 1A whisker test

Polarity: As marked on body

Mounting Torque: 10 cm·kg (8.8 inches·lbs) max.

Recommended Torque: 5.7 cm·kg (5 inches·lbs)

| PRIMARY CHARACTERISTICS | |
|-------------------------|---------------------|
| $I_{F(AV)}$ | 4.0 A |
| V_{RRM} | 200 V, 600 V, 800 V |
| I_{FSM} | 80 A |
| I_R | 5 μ A |
| V_F | 1.0 V |
| T_J max. | 150 °C |

| MAXIMUM RATINGS ($T_A = 25$ °C unless otherwise noted) | | | | | |
|---|----------------|---------|---------------|---------|------------------|
| PARAMETER | SYMBOL | G3SBA20 | G3SBA60 | G3SBA80 | UNIT |
| Maximum repetitive peak reverse voltage | V_{RRM} | 200 | 600 | 800 | V |
| Maximum RMS voltage | V_{RWM} | 140 | 420 | 560 | V |
| Maximum DC blocking voltage | V_{DC} | 200 | 600 | 800 | V |
| Maximum average forward rectified output current at $T_C = 100$ °C ⁽¹⁾ $T_A = 25$ °C ⁽²⁾ | $I_{F(AV)}$ | | 4.0 2.3 | | A |
| Peak forward surge current single sine-wave superimposed on rated load | I_{FSM} | | 80 | | A |
| Rating for fusing ($t < 8.3$ ms) | I^2t | | 27 | | A ² s |
| Operating junction and storage temperature range | T_J, T_{STG} | | - 55 to + 150 | | °C |

Notes:

- (1) Unit case mounted on aluminum plate heatsink
- (2) Units mounted on P.C.B with 0.5 x 0.5" (12 x 12 mm) copper pads and 0.375" (9.5 mm) lead length

| ELECTRICAL CHARACTERISTICS ($T_A = 25\text{ }^\circ\text{C}$ unless otherwise noted) | | | | | | |
|--|---|--------|---------|------------|---------|---------------|
| PARAMETER | TEST CONDITIONS | SYMBOL | G3SBA20 | G3SBA60 | G3SBA80 | UNIT |
| Maximum instantaneous forward voltage per diode | 2.0 A | V_F | | 1.00 | | V |
| Maximum DC reverse current at rated DC blocking voltage per diode | $T_J = 25\text{ }^\circ\text{C}$ $T_J = 125\text{ }^\circ\text{C}$ | I_R | | 5.0 400 | | μA |

| THERMAL CHARACTERISTICS ($T_A = 25\text{ }^\circ\text{C}$ unless otherwise noted) | | | | | |
|---|--|---------|-----------|---------|--------------------|
| PARAMETER | SYMBOL | G3SBA20 | G3SBA60 | G3SBA80 | UNIT |
| Typical thermal resistance | $R_{\theta JA}$ (2) $R_{\theta JC}$ (1) | | 26 5.0 | | $^\circ\text{C/W}$ |

Notes:

- (1) Unit case mounted on aluminum plate heatsink
- (2) Units mounted on P.C.B with 0.5 x 0.5" (12 x 12 mm) copper pads and 0.375" (9.5 mm) lead length

| ORDERING INFORMATION (Example) | | | | |
|---------------------------------------|-----------------|------------------------|---------------|---------------|
| PREFERRED P/N | UNIT WEIGHT (g) | PREFERRED PACKAGE CODE | BASE QUANTITY | DELIVERY MODE |
| G3SBA60-E3/45 | 3.404 | 45 | 20 | Tube |
| G3SBA60-E3/51 | 3.404 | 51 | 250 | Paper tray |

RATINGS AND CHARACTERISTICS CURVES

($T_A = 25\text{ }^\circ\text{C}$ unless otherwise noted)

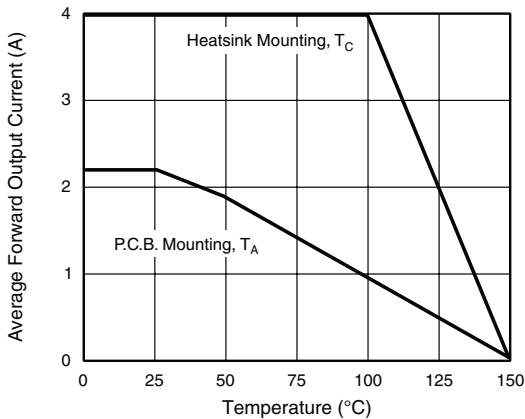


Figure 1. Derating Curve Output Rectified Current

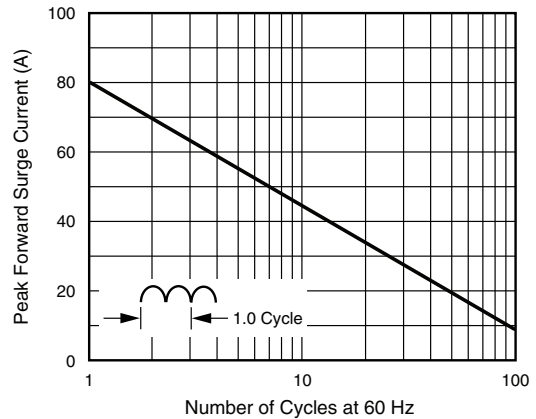


Figure 2. Maximum Non-Repetitive Peak Forward Surge Current Per Diode

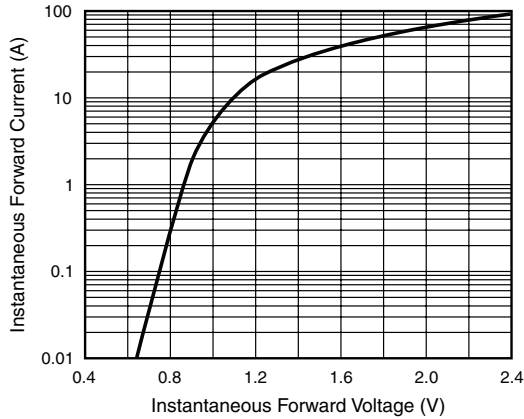


Figure 3. Typical Instantaneous Forward Characteristics Per Diode

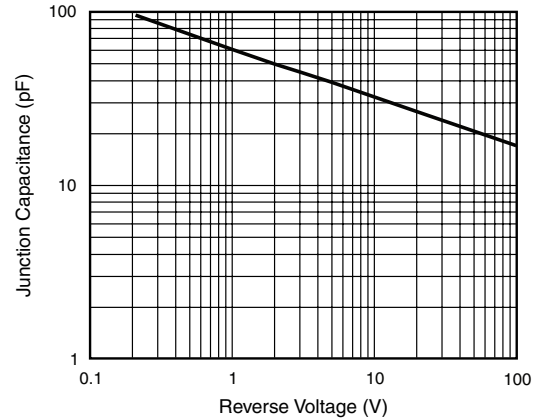


Figure 5. Typical Junction Capacitance Per Diode

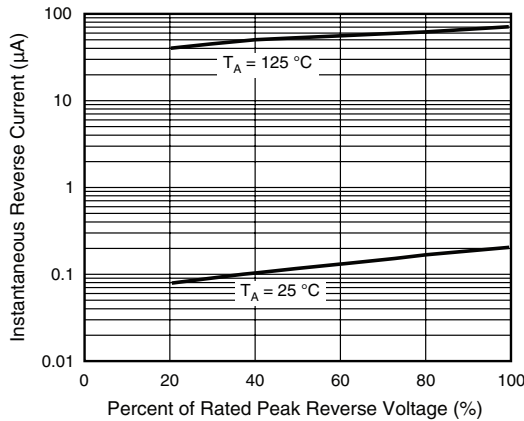


Figure 4. Typical Reverse Leakage Characteristics Per Diode

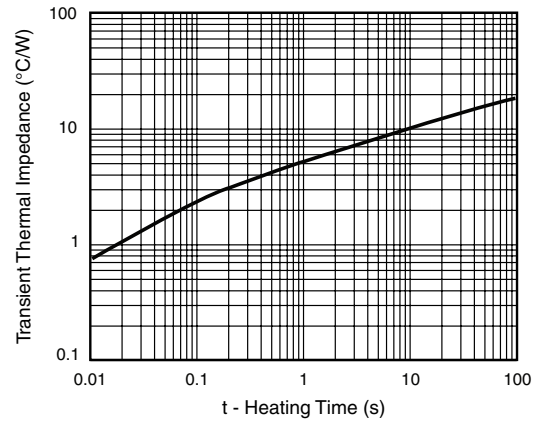
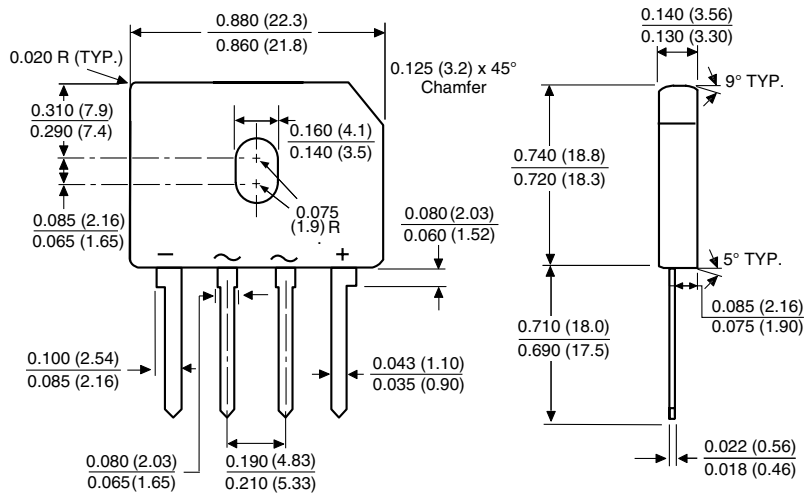


Figure 6. Typical Transient Thermal Impedance

PACKAGE OUTLINE DIMENSIONS in inches (millimeters)

Case Style GBU



Polarity shown on front side of case, positive lead by beveled corner



Disclaimer

All product specifications and data are subject to change without notice.

Vishay Intertechnology, Inc., its affiliates, agents, and employees, and all persons acting on its or their behalf (collectively, "Vishay"), disclaim any and all liability for any errors, inaccuracies or incompleteness contained herein or in any other disclosure relating to any product.

Vishay disclaims any and all liability arising out of the use or application of any product described herein or of any information provided herein to the maximum extent permitted by law. The product specifications do not expand or otherwise modify Vishay's terms and conditions of purchase, including but not limited to the warranty expressed therein, which apply to these products.

No license, express or implied, by estoppel or otherwise, to any intellectual property rights is granted by this document or by any conduct of Vishay.

The products shown herein are not designed for use in medical, life-saving, or life-sustaining applications unless otherwise expressly indicated. Customers using or selling Vishay products not expressly indicated for use in such applications do so entirely at their own risk and agree to fully indemnify Vishay for any damages arising or resulting from such use or sale. Please contact authorized Vishay personnel to obtain written terms and conditions regarding products designed for such applications.

Product names and markings noted herein may be trademarks of their respective owners.

Компания «Life Electronics» занимается поставками электронных компонентов импортного и отечественного производства от производителей и со складов крупных дистрибьюторов Европы, Америки и Азии.

С конца 2013 года компания активно расширяет линейку поставок компонентов по направлению коаксиальный кабель, кварцевые генераторы и конденсаторы (керамические, пленочные, электролитические), за счёт заключения дистрибьюторских договоров

Мы предлагаем:

- Конкурентоспособные цены и скидки постоянным клиентам.
- Специальные условия для постоянных клиентов.
- Подбор аналогов.
- Поставку компонентов в любых объемах, удовлетворяющих вашим потребностям.
- Приемлемые сроки поставки, возможна ускоренная поставка.
- Доставку товара в любую точку России и стран СНГ.
- Комплексную поставку.
- Работу по проектам и поставку образцов.
- Формирование склада под заказчика.
- Сертификаты соответствия на поставляемую продукцию (по желанию клиента).
- Тестирование поставляемой продукции.
- Поставку компонентов, требующих военную и космическую приемку.
- Входной контроль качества.
- Наличие сертификата ISO.

В составе нашей компании организован Конструкторский отдел, призванный помогать разработчикам, и инженерам.

Конструкторский отдел помогает осуществить:

- Регистрацию проекта у производителя компонентов.
- Техническую поддержку проекта.
- Защиту от снятия компонента с производства.
- Оценку стоимости проекта по компонентам.
- Изготовление тестовой платы монтаж и пусконаладочные работы.



Тел: +7 (812) 336 43 04 (многоканальный)

Email: org@lifeelectronics.ru