

Description

- The IQXT-270-4 temperature compensated crystal oscillator (TCXO) employs an analogue ASIC for the oscillator and a high order temperature compensation circuit in a 2.0 x 1.6mm size package.
- Model IQXT-270-4
- Model Issue number 1

Frequency Parameters


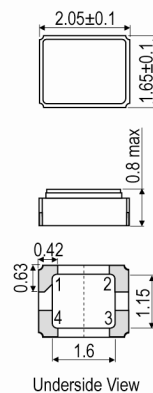
- Frequency 19.20MHz
- Frequency Tolerance ± 1.00 ppm
- Frequency Stability ± 0.50 ppm
- Operating Temperature Range -30.00 to 85.00°C
- Ageing ± 0.7 ppm max per year at 25°C
- Frequency Tolerance: Offset from nominal frequency measured at 25°C $\pm 2^\circ\text{C}$.
- Reflow Shift (two consecutive reflows as per profile after 1 hour relaxation at 25°C): ± 1 ppm max
- Frequency Stability: Referenced to the midpoint between minimum and maximum frequency value over the specified temperature range (note 1).
- Frequency Slope (temperature range -10 to 60°C. Tested to a minimum of one frequency reading every 2°C - note 1): 0.05ppm/°C max
- Frequency Drift (calculated from frequency slope with temperature varied at a maximum of 1.92°C/min (0.032°C/s) over -10°C to 60°C, Note 5): 1.6ppb/sec max
- Frequency Slope (temperature range -30°C to 85°C. Tested to a minimum of 1 frequency reading every 2°C Note 1): 0.1ppm/°C max
- Frequency Drift (calculated from frequency slope with temperature varied at a maximum of 0.96°C/min (0.016°C/s) over -30°C to 85°C, Note 5): 1.6ppb/sec max
- Small thermal cycle frequency slope (measured at 0.5°C intervals over any 5°C heating and 5°C cooling cycle, at a minimum rate of 1°C/minute within the operating temperature range, Note 6): 50ppb/°C max
- Small thermal cycle hysteresis (difference in frequency measurements over any 5°C heating and 5°C cooling cycle, at a minimum rate of 1°C/minute within the operating temperature range): 50ppb pk-pk max
- Supply Voltage Variation ($\pm 5\%$ change at 25°C): ± 0.1 ppm max
- Load Variation ($\pm 10\%$ change at 25°C - note 2): ± 0.2 ppm max

Electrical Parameters

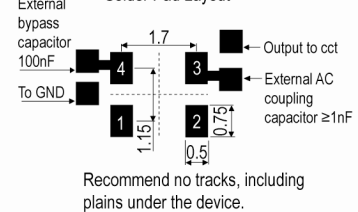
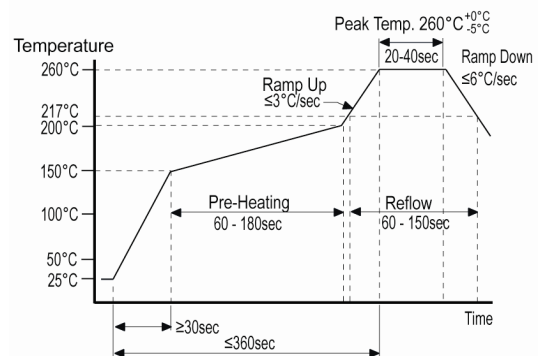
- Supply Voltage 1.8V $\pm 5\%$
- Current Draw 1.50mA
- Supply Current (at Vs max - note 2): 1.5mA max

Output Details

- Output Compatibility Clipped Sine
- Drive Capability 10k Ω /10pF $\pm 10\%$
- Output Voltage Level (at Vs min - note 2): 0.8V pk-pk min
- Output: DC coupled (note 3)


Outline (mm)

Pad Connections

1. GND / N/C
2. GND
3. Output
4. +Vs

Solder Pad Layout

Pb-Free Reflow

Sales Office Contact Details:

UK: +44 (0)1460 270200
Germany: 0800 1808 443

France: 0800 901 383
USA: +1.760.318.2824

Email: info@iqdfrequencyproducts.com
Web: www.iqdfrequencyproducts.com

Noise Parameters

- Phase Noise at 25°C (typical):
 - 64dBc/Hz @ 1Hz
 - 93dBc/Hz @ 10Hz
 - 118dBc/Hz @ 100Hz
 - 137dBc/Hz @ 1kHz
 - 149dBc/Hz @ 10kHz
 - 151dBc/Hz @ 100kHz
- Phase Noise at 25°C (max):
 - 57dBc/Hz @ 1Hz
 - 86dBc/Hz @ 10Hz
 - 111dBc/Hz @ 100Hz
 - 133dBc/Hz @ 1kHz
 - 144dBc/Hz @ 10kHz
 - 148dBc/Hz @ 100kHz

Environmental Parameters

- Shock: MIL-STD-202 M213 (note 4): Half sine-wave acceleration of 3000G peak amplitude, duration 0.3ms, velocity 12.3ft/s.
- Moisture Resistance: MIL-STD-202 M106g (note 4): 1000 hours at 85°C, 85% relative humidity. Biased.
- Thermal Cycling: JESD22 Method JA-104C (note 4): 1000 temperature cycles, where each cycle consists of a 25 minutes soak time at -40°C followed by a 25 minute soak time at 85°C, with a 60 second maximum transition time between temperatures. Air to air transition.
- Vibration: JESD22-B103-B (also see note 4): 10G peak acceleration for 20 minutes 12 cycles in each of the 3 orientations, swept from 10-2000Hz.
- Storage Temperature Range: -40 to 85°C

Manufacturing Details

- Maximum Process Temperature: 260°C (40secs max)
- Note 1: Parts should be shielded from drafts causing unexpected thermal gradients. Temperature changes due to ambient air currents can lead to short term frequency drift.
- Note 2: Specified for the load stated in Output Details above, at 25°C.
- Note 3: External AC coupling capacitor required; 1nF or greater recommended.
- Note 4: Frequency shift of ± 1 ppm max after environmental conditions.
- Note 5: Frequency drift rate is calculated from the equation $\text{ppb/s} = \text{°C/s} \times \text{ppb/°C}$
- Note 6: Discard the first 0.5°C interval of each heating and cooling cycle

Compliance

- | | |
|-----------------------------|----------------|
| RoHS Status (2011/65/EU) | Compliant |
| REACH Status | Compliant |
| MSL Rating (JEDEC-STD-033): | Not Applicable |

Packaging Details

- Pack Style: Reel Tape & reel in accordance with EIA-481-D
Pack Size: 4,000
- Alternative packing option available

Sales Office Contact Details:

UK: +44 (0)1460 270200
Germany: 0800 1808 443

France: 0800 901 383
USA: +1.760.318.2824

Email: info@iqdfrequencyproducts.com
Web: www.iqdfrequencyproducts.com

Компания «Life Electronics» занимается поставками электронных компонентов импортного и отечественного производства от производителей и со складов крупных дистрибьюторов Европы, Америки и Азии.

С конца 2013 года компания активно расширяет линейку поставок компонентов по направлению коаксиальный кабель, кварцевые генераторы и конденсаторы (керамические, пленочные, электролитические), за счёт заключения дистрибьюторских договоров

Мы предлагаем:

- Конкурентоспособные цены и скидки постоянным клиентам.
- Специальные условия для постоянных клиентов.
- Подбор аналогов.
- Поставку компонентов в любых объемах, удовлетворяющих вашим потребностям.
- Приемлемые сроки поставки, возможна ускоренная поставка.
- Доставку товара в любую точку России и стран СНГ.
- Комплексную поставку.
- Работу по проектам и поставку образцов.
- Формирование склада под заказчика.
- Сертификаты соответствия на поставляемую продукцию (по желанию клиента).
- Тестирование поставляемой продукции.
- Поставку компонентов, требующих военную и космическую приемку.
- Входной контроль качества.
- Наличие сертификата ISO.

В составе нашей компании организован Конструкторский отдел, призванный помогать разработчикам, и инженерам.

Конструкторский отдел помогает осуществить:

- Регистрацию проекта у производителя компонентов.
- Техническую поддержку проекта.
- Защиту от снятия компонента с производства.
- Оценку стоимости проекта по компонентам.
- Изготовление тестовой платы монтаж и пусконаладочные работы.



Тел: +7 (812) 336 43 04 (многоканальный)

Email: org@lifeelectronics.ru