



## UHV 25-KH/KH

Order No.: 2130156

The illustration shows a combination of versions UHV 25-AS/AS, UHV 25-KH/  
AS and UHV 25-KH/KH<http://eshop.phoenixcontact.de/phoenix/treeViewClick.do?UID=2130156>Universal terminal block with screw connection, cross section: 6 - 25  
mm<sup>2</sup>, AWG: 10 - 4, width: 26 mm, color: gray

### Commercial data

GTIN (EAN)	
sales group	A000
Pack	10 pcs.
Customs tariff	85369010
Catalog page information	Page 324 (CL-2009)

### Product notes

WEEE/RoHS-compliant since:  
11/23/2006

<http://www.download.phoenixcontact.com>  
Please note that the data given here has been taken from the online catalog. For comprehensive information and data, please refer to the user documentation. The General Terms and Conditions of Use apply to Internet downloads.

### Technical data

#### General

Number of levels	1
Number of connections	2
Color	gray
Insulating material	PA-F
Inflammability class acc. to UL 94	HB

#### Dimensions

Length	102.5 mm
Width	26 mm
Height NS 35/15	72 mm

#### Technical data

Rated surge voltage	8 kV
Pollution degree	3
Surge voltage category	III
Insulating material group	II
Connection in acc. with standard	IEC 60947-7-1
Nominal current $I_N$	101 A
Nominal voltage $U_N$	1000 V

#### Connection data

Conductor cross section stranded min.	6 mm <sup>2</sup>
Conductor cross section stranded max.	25 mm <sup>2</sup>
Conductor cross section AWG/kcmil min.	10
Conductor cross section AWG/kcmil max	4
Conductor cross section stranded, with ferrule without plastic sleeve min.	4 mm <sup>2</sup>
Conductor cross section stranded, with ferrule without plastic sleeve max.	25 mm <sup>2</sup>
Conductor cross section stranded, with ferrule with plastic sleeve min.	4 mm <sup>2</sup>
Conductor cross section stranded, with ferrule with plastic sleeve max.	25 mm <sup>2</sup>
2 conductors with same cross section, solid min.	2.5 mm <sup>2</sup>
2 conductors with same cross section, solid max.	10 mm <sup>2</sup>
2 conductors with same cross section, stranded min.	4 mm <sup>2</sup>
2 conductors with same cross section, stranded max.	10 mm <sup>2</sup>
2 conductors with same cross section, stranded, ferrules without plastic sleeve, min.	2.5 mm <sup>2</sup>
2 conductors with same cross section, stranded, ferrules without plastic sleeve, max.	10 mm <sup>2</sup>
Type of connection	Screw connection
Stripping length	21 mm

Screw thread	M5
Tightening torque, min	4 Nm
Tightening torque max	4.5 Nm
Busbar	15 mm x 3 mm

### Certificates / Approvals



Certification

CSA, GL, GOST, PRS, UL

### Accessories

Item	Designation	Description
<b>Assembly</b>		
1201659	E/AL-NS 32	End clamp, for end support of UKH 50 - UKH 240, is pushed onto DIN rail NS 32 and fixed with 2 screws, width: 10 mm, color: Aluminum
1201662	E/AL-NS 35	End clamp, for end support of UKH 50 to UKH 240, is pushed onto DIN rail NS 35 and fixed with 2 screws, width: 10 mm, color: aluminum
1201028	NS 32 AL UNPERF 2000MM	G rail 32 mm (NS 32)
1201280	NS 32 CU/120QMM UNPERF 2000MM	G-profile DIN rail, deep-drawn, material: Copper, unperforated, height 15 mm, width 32 mm, length 2 m
1201358	NS 32 CU/35QMM UNPERF 2000MM	G-profile DIN rail, material: Copper, unperforated, height 15 mm, width 32 mm, length 2 m
1201002	NS 32 PERF 2000MM	G-profile DIN rail, material: Steel, perforated, height 15 mm, width 32 mm, length 2 m
1201015	NS 32 UNPERF 2000MM	G-profile DIN rail, material: Steel, unperforated, height 15 mm, width 32 mm, length 2 m
0801762	NS 35/ 7,5 CU UNPERF 2000MM	DIN rail, material: Copper, unperforated, height 7.5 mm, width 35 mm, length: 2 m
0801733	NS 35/ 7,5 PERF 2000MM	DIN rail, material: Steel, galvanized and passivated with a thick layer, perforated, height 7.5 mm, width 35 mm, length: 2 m
0801681	NS 35/ 7,5 UNPERF 2000MM	DIN rail, material: Steel, unperforated, height 7.5 mm, width 35 mm, length: 2 m
1201756	NS 35/15 AL UNPERF 2000MM	DIN rail, deep-drawn, high profile, unperforated, 1.5 mm thick, material: Aluminum, height 15 mm, width 35 mm, length 2 m

1201895	NS 35/15 CU UNPERF 2000MM	DIN rail, material: Copper, unperforated, 1.5 mm thick, height 15 mm, width 35 mm, length: 2 m
1201730	NS 35/15 PERF 2000MM	DIN rail, material: Steel, perforated, height 15 mm, width 35 mm, length: 2 m
1201714	NS 35/15 UNPERF 2000MM	DIN rail, material: Steel, unperforated, height 15 mm, width 35 mm, length: 2 m
1201798	NS 35/15-2,3 UNPERF 2000MM	DIN rail, material: Steel, unperforated, 2.3 mm thick, height 15 mm, width 35 mm, length: 2 m
2130428	UHV -E	End clamp, Width: 5.2 mm, Color: gray
2130402	UHV -TP1	Separating plate, Width: 2 mm, Height: 67.5 mm, Color: gray
2130431	UHV 25-AH	Covering hood, Width: 22.8 mm, Height: 45.2 mm, Color: gray
2130541	UHV 25-VS 2	Connection rail, Number of positions: 2, Color: silver
2130554	UHV 25-VS 3	Connection rail, Number of positions: 3, Color: silver

**Marking**

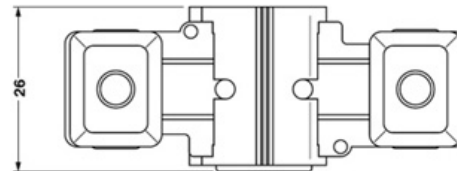
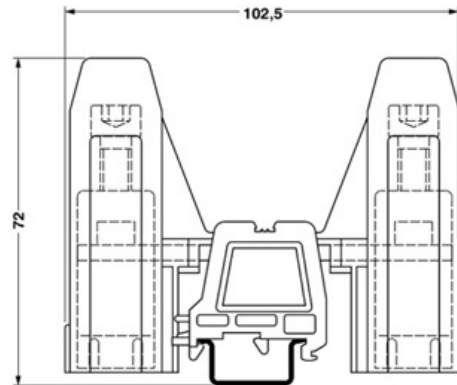
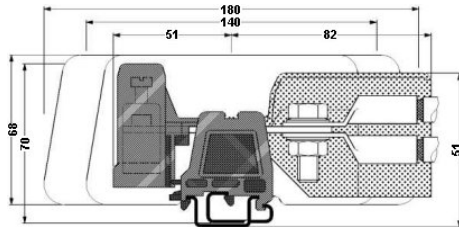
1007248	SBS10:UNBEDRUCKT	Marker cards, unprinted, for individual labeling with the M-PEN, 250-section, perforated, white plastic
1050525	ZB10:SO/CMS	Zack strip, 10-section, divisible, special printing, marking according to customer requirements

**Tools**

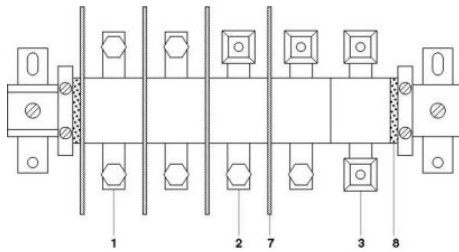
1205079	SZS 1,0X6,5 VDE	Screwdriver, bladed, VDE insulated, size: 1.0 x 6.5 x 150 mm, 2-component grip, with non-slip grip
1205079	SZS 1,0X6,5 VDE	Screwdriver, bladed, VDE insulated, size: 1.0 x 6.5 x 150 mm, 2-component grip, with non-slip grip

## Diagrams/Drawings

### Dimensioned drawing



### Circuit diagram



- 1 = high current connector, AS screw set on both sides
- 2 = high current connector, terminal sleeve KH on one side, screw set AS on the other side
- 3 = high current connector
- 7 = separating plate
- 8 = end piece

**Address**

PHOENIX CONTACT Deutschland GmbH  
Flachmarktstr. 8  
32825 Blomberg, Germany  
Phone +49 5235 3 12000  
Fax +49 5235 3 41200  
<http://www.phoenixcontact.de>



© 2011 Phoenix Contact  
Technical modifications reserved;

Компания «Life Electronics» занимается поставками электронных компонентов импортного и отечественного производства от производителей и со складов крупных дистрибьюторов Европы, Америки и Азии.

С конца 2013 года компания активно расширяет линейку поставок компонентов по направлению коаксиальный кабель, кварцевые генераторы и конденсаторы (керамические, пленочные, электролитические), за счёт заключения дистрибьюторских договоров

Мы предлагаем:

- Конкурентоспособные цены и скидки постоянным клиентам.
- Специальные условия для постоянных клиентов.
- Подбор аналогов.
- Поставку компонентов в любых объемах, удовлетворяющих вашим потребностям.
- Приемлемые сроки поставки, возможна ускоренная поставка.
- Доставку товара в любую точку России и стран СНГ.
- Комплексную поставку.
- Работу по проектам и поставку образцов.
- Формирование склада под заказчика.
- Сертификаты соответствия на поставляемую продукцию (по желанию клиента).
- Тестирование поставляемой продукции.
- Поставку компонентов, требующих военную и космическую приемку.
- Входной контроль качества.
- Наличие сертификата ISO.

В составе нашей компании организован Конструкторский отдел, призванный помогать разработчикам, и инженерам.

Конструкторский отдел помогает осуществить:

- Регистрацию проекта у производителя компонентов.
- Техническую поддержку проекта.
- Защиту от снятия компонента с производства.
- Оценку стоимости проекта по компонентам.
- Изготовление тестовой платы монтаж и пусконаладочные работы.



Тел: +7 (812) 336 43 04 (многоканальный)  
Email: [org@lifeelectronics.ru](mailto:org@lifeelectronics.ru)