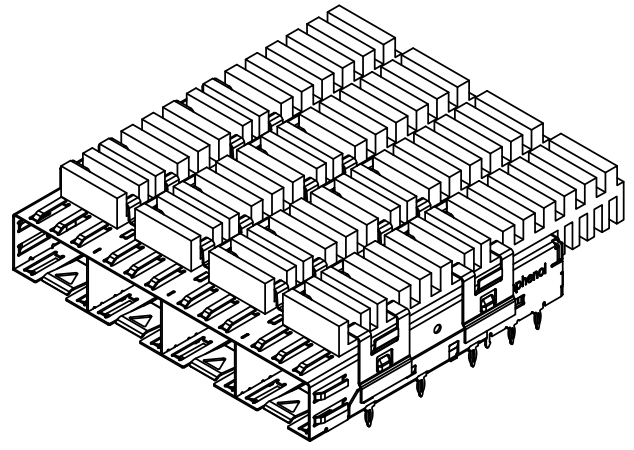
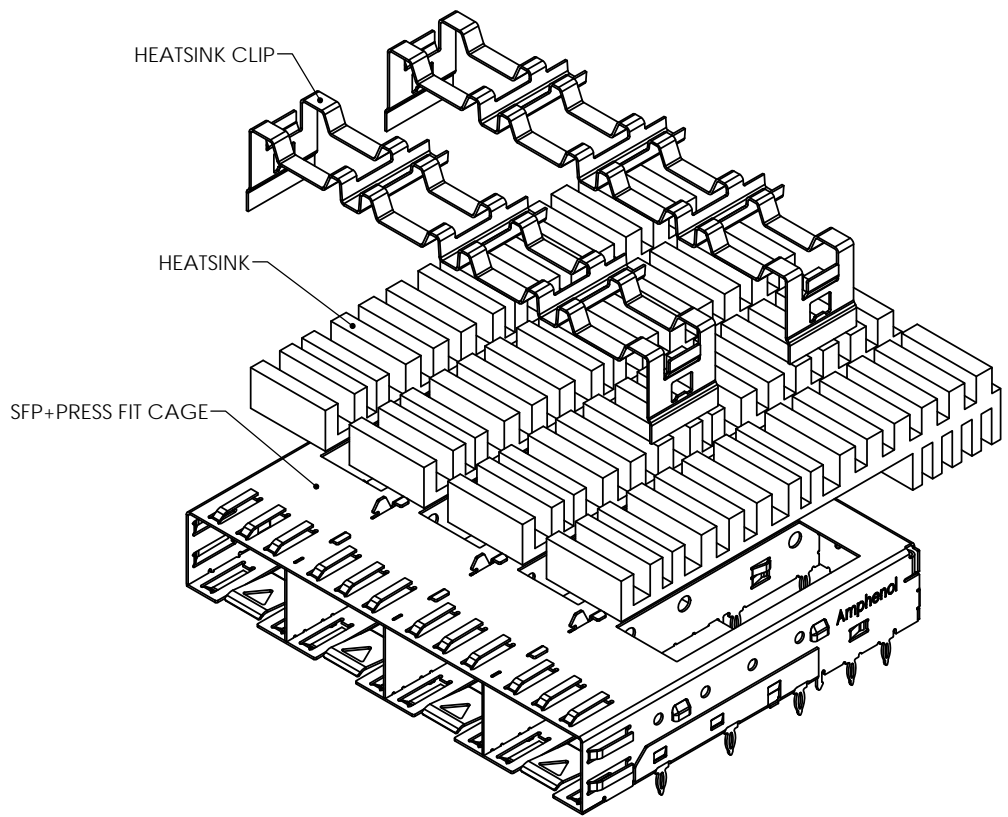


8 7 6 5 4 3 2 1

REVISIONS				
REV	ECN/E-R	DESCRIPTION	DATE	APPROVED
A		PROPOSAL	SEP.07.10	A.G.
B		CHANGE HEAT SINK FRAME	DEC.08.10	A.G.

D
C
B
A

D
C
B
A



MATERIAL:
 CAGE:
 COPPER ALLOY
 PLATING:
 2.54um MIN. NICKEL
 HEATSINK:
 ALUMINUM, BLACK ANODIZING COATING
 HEATSINK CLIP:
 STAINLESS STEEL
 PACKAGING:
 TRAY PACKAGING
 TEMPERATURE RANGE:
 -40C TO +85C



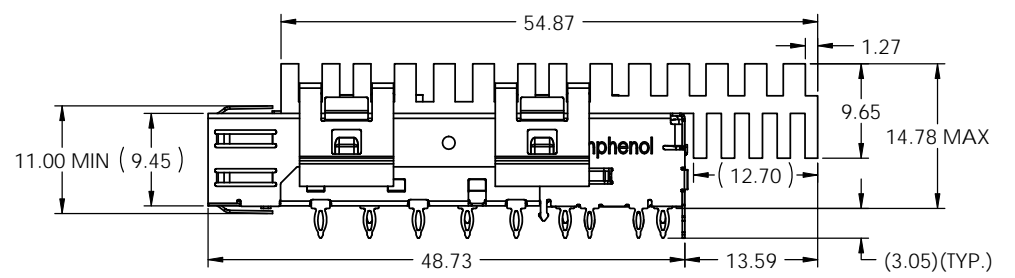
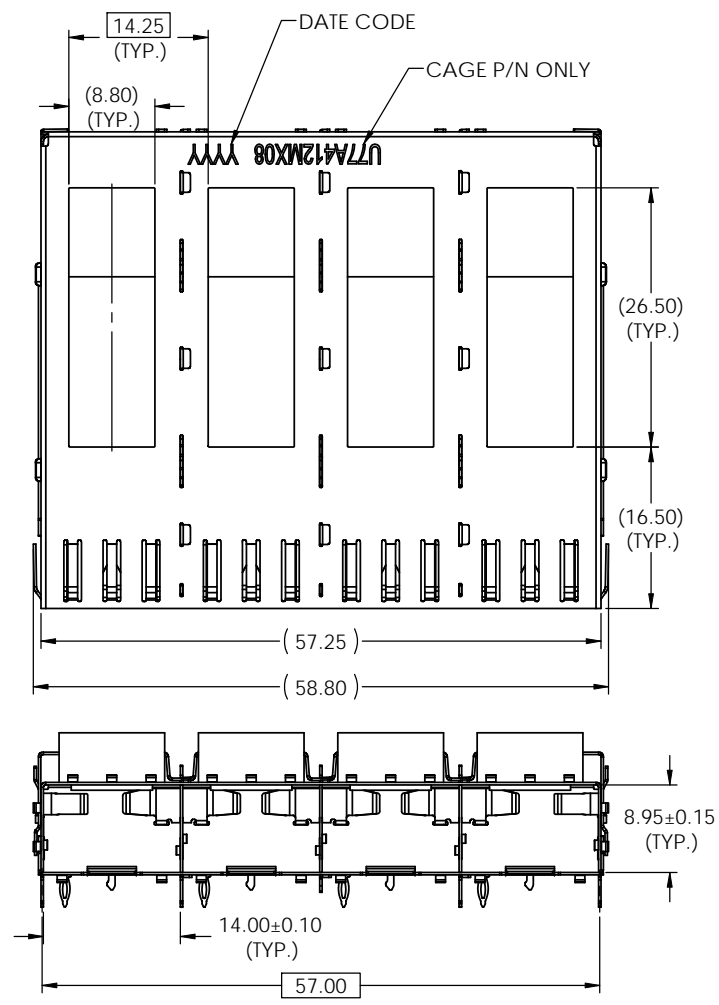
DO NOT SCALE DRAWING

THIS DOCUMENT CONTAINS PROPRIETARY INFORMATION AND SUCH INFORMATION MAY NOT BE DISCLOSED TO OTHERS FOR ANY PURPOSE OR USED FOR MANUFACTURING PURPOSES WITHOUT PERMISSION FROM AMPHENOL CANADA CORP.

UNLESS OTHERWISE SPECIFIED DIMENSIONS ARE IN MILLIMETERS TOLERANCES ARE:		APPROVALS		DATE		Amphenol Canada Corp.	
DECIMALS		DRAWN MIKE.H		SEP.07.10		TITLE	
ANGLES		DESIGNED				1X4 SFP+ CAGE WITH HEATSINK ASSEMBLY	
X.X ± 0.38		CHECKED J.SI		SEP.07.10			
X.XX ± 0.25		C/A APPD					
MATERIAL AND FINISH		E APPD				SIZE A3	
SEE NOTE 1		DWG. NO.		P-U77-E412M-2081		REV B	
REF.		SCALE		4:1		PROJECT	
CODE IDENT. NO. 03554		DWG APPD A.G		SEP.07.10		SHEET 1 OF 6	

8 7 6 5 4 3 2 1

REVISIONS				
REV	ECN/E/R	DESCRIPTION	DATE	APPROVED
A		PROPOSAL	SEP.07.10	A.G.
B		CHANGE HEAT SINK FRAME	DEC.08.10	A.G.

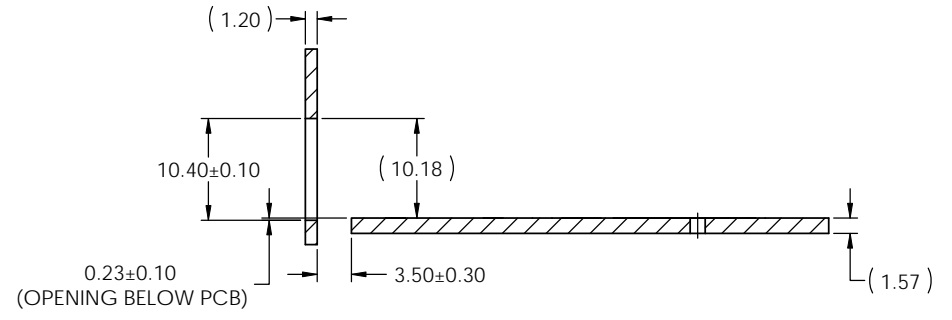
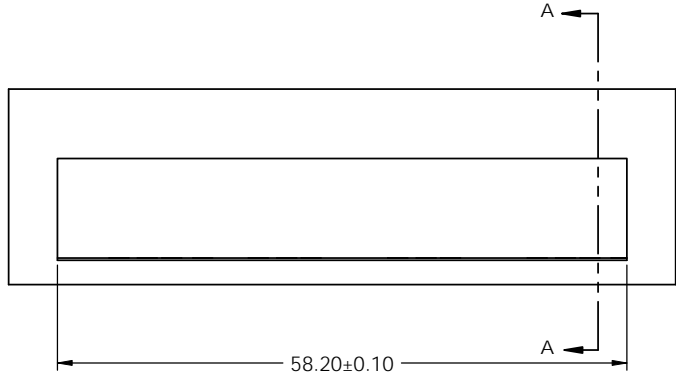


UNLESS OTHERWISE SPECIFIED DIMENSIONS ARE IN MILLIMETERS TOLERANCES ARE:		APPROVALS		DATE	Amphenol Canada Corp.	
DRAWN	MIKE.H	DESIGNED	SEP.07.10	TITLE		
CHECKED	J.SI	SEP.07.10	1X4 SFP+ CAGE WITH HEATSINK ASSEMBLY			
MATERIAL AND FINISH		SEE NOTE 1		SIZE DWG. NO. P-U77-E412M-2081 REV. B		
CODE IDENT. NO.	03554	DWG APPD.	A.G.	SEP.07.10	SCALE	2:1 PROJECT SHEET 2 OF 6

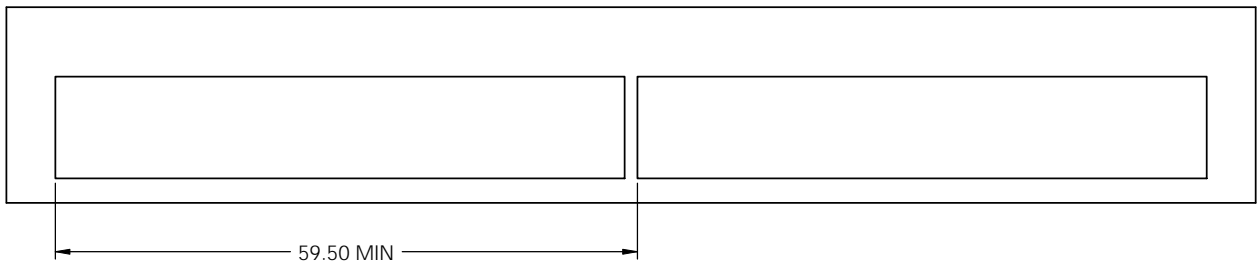
DO NOT SCALE DRAWING

THIS DOCUMENT CONTAINS PROPRIETARY INFORMATION AND SUCH INFORMATION MAY NOT BE DISCLOSED TO OTHERS FOR ANY PURPOSE OR USED FOR MANUFACTURING PURPOSES WITHOUT PERMISSION FROM AMPHENOL CANADA CORP.

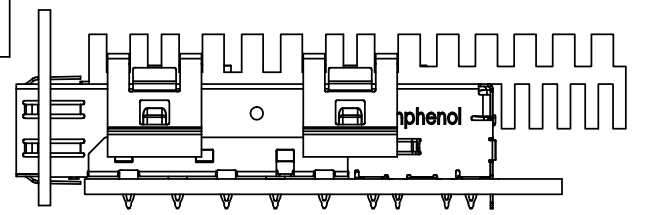
REVISIONS				
REV	ECN/E-R	DESCRIPTION	DATE	APPROVED
A		PROPOSAL	SEP.07.10	A.G.
B		CHANGE HEAT SINK FRAME	DEC.08.10	A.G.



SECTION A-A
SCALE 2 : 1



RECOMMENDED BEZEL DESIGN
(FOR SINGLE SIDE MOUNTING)

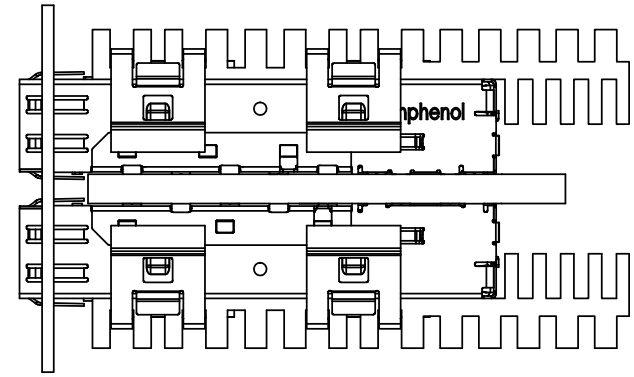


DO NOT SCALE DRAWING

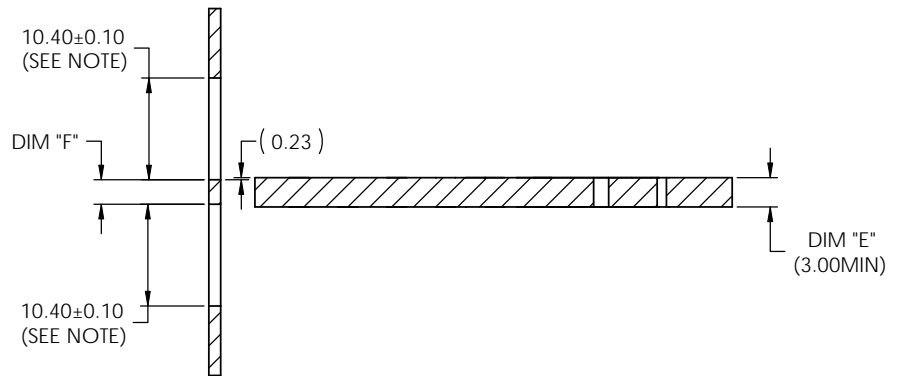
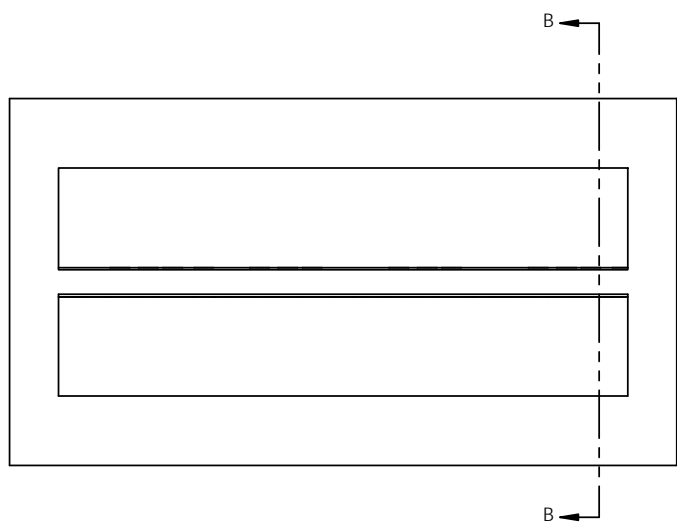
THIS DOCUMENT CONTAINS PROPRIETARY INFORMATION AND SUCH INFORMATION MAY NOT BE DISCLOSED TO OTHERS FOR ANY PURPOSE OR USED FOR MANUFACTURING PURPOSES WITHOUT PERMISSION FROM AMPHENOL CANADA CORP.

UNLESS OTHERWISE SPECIFIED DIMENSIONS ARE IN MILLIMETERS TOLERANCES ARE:		APPROVALS		DATE		Amphenol Canada Corp.	
DIGITALS	ANGLES	DRAWN	MIKE.H	DESIGNED	SEP.07.10	TITLE	
X.X ± 0.38	± 1°	CHECKED	J.SI	CIA APPD	SEP.07.10	1X4 SFP+ CAGE WITH HEATSINK ASSEMBLY	
X.XX ± 0.25		SEE NOTE 1				SIZE	REV
MATERIAL AND FINISH		E APPD		SCALE	1:1	DWG. NO.	P-U77-E412M-2081
		DWG APPD	A.G	SEP.07.10		PROJECT	B
CODE IDENT NO.	03554			SCALE	1:1	SHEET	3 OF 6

REVISIONS				
REV	ECN/E-R	DESCRIPTION	DATE	APPROVED
A		PROPOSAL	SEP.07.10	A.G.
B		CHANGE HEAT SINK FRAME	DEC.08.10	A.G.



NOTES:
 PANEL CUTOUT SIZES PER SFF 8433 SPEC . FOR BELLY TO BELLY MOUNTING , DIM "E" (PCB THICKNESS) IS 3.0mm MIN. DIM "F" RELATED TO DIM "E". FOR DIM "F" = DIM "E" - 0.44mm. THE PANEL CUTOUT 10.40mm MIGHT BE INCREASED UP TO 10.80mm IN ORDER TO ACCOMODATE PCB TOLERANCE.



SECTION B-B
 SCALE 2 : 1

RECOMMENDED BEZEL DESIGN
 (FOR BELLY TO BELLY MOUNTING)

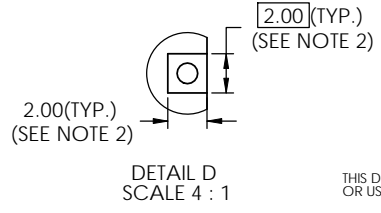
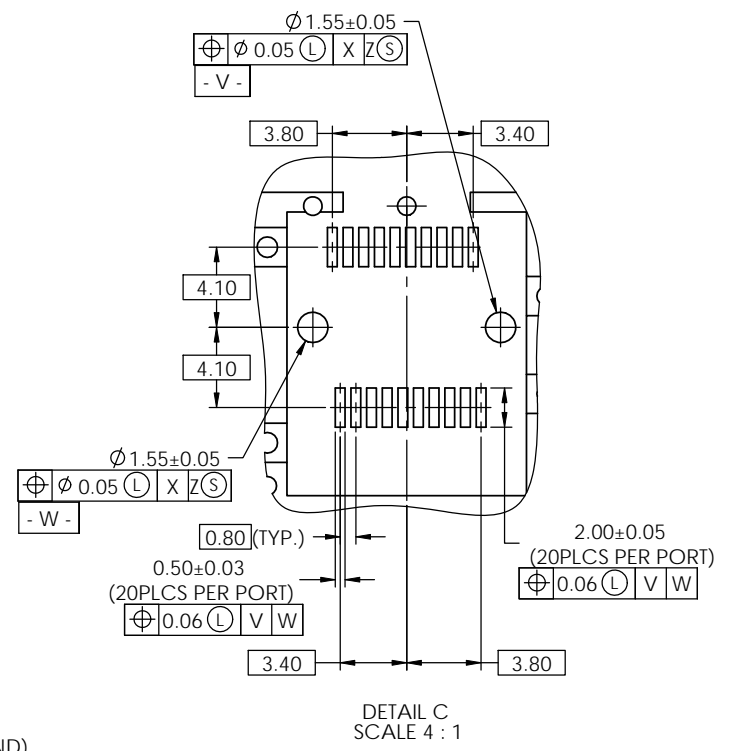
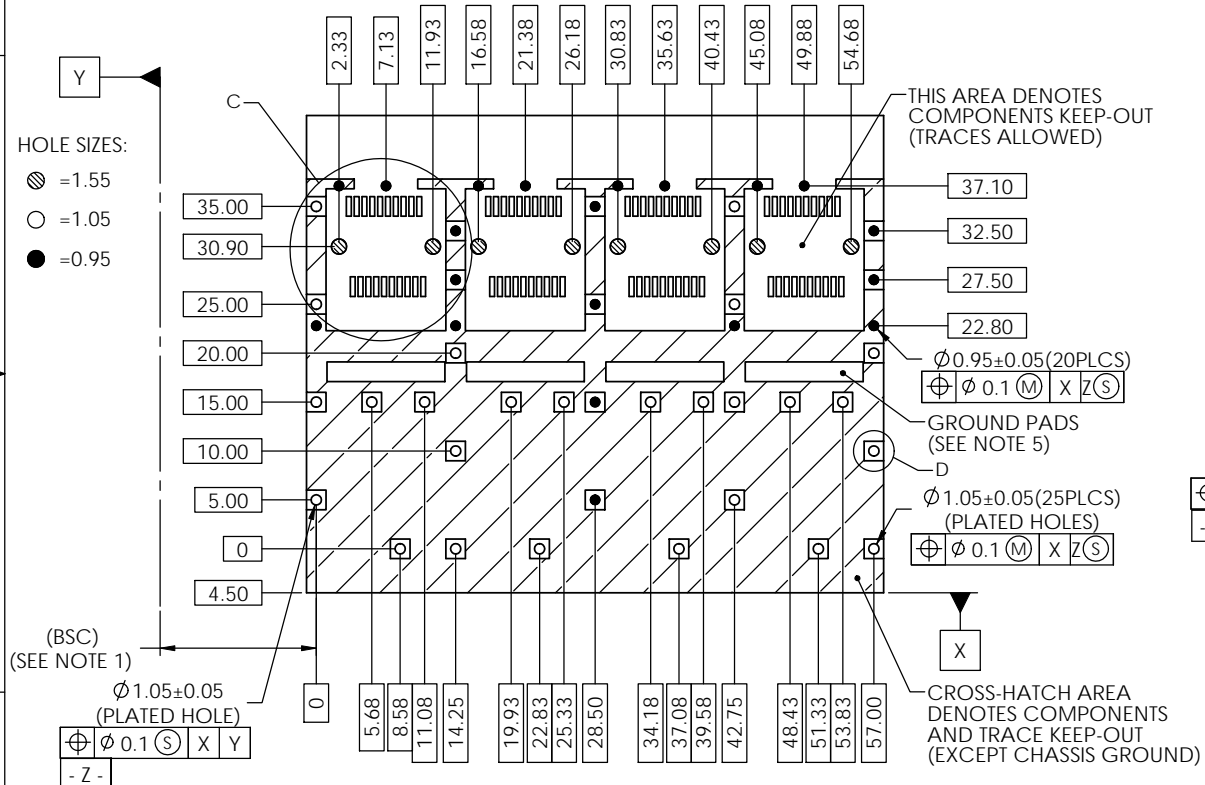
DO NOT SCALE DRAWING

THIS DOCUMENT CONTAINS PROPRIETARY INFORMATION AND SUCH INFORMATION MAY NOT BE DISCLOSED TO OTHERS FOR ANY PURPOSE OR USED FOR MANUFACTURING PUPOSES WITHOUT PERMISSION FROM AMPHENOL CANADA CORP.

UNLESS OTHERWISE SPECIFIED DIMENSIONS ARE IN MILLIMETERS TOLERANCES ARE: DECIMALS ANGLES X.X ± 0.38 ± 1° X.XX ± 0.25		APPROVALS	DATE	Amphenol Canada Corp.	
DRAWN		MIKE.H	SEP.07.10	TITLE	
DESIGNED				1X4 SFP+ CAGE WITH HEATSINK ASSEMBLY	
CHECKED		J.SI	SEP.07.10	MATERIAL AND FINISH	
SEE NOTE 1		QA APPD		E APPD	
CODE IDENT NO: 03554		DWG APPD	A.G	SEP.07.10	SCALE 1:1
				PROJECT	P-U77-E412M-2081
				SHEET	4 OF 6
				REV	B

REVISIONS				
REV	ECN/E/R	DESCRIPTION	DATE	APPROVED
A		PROPOSAL	SEP.07.10	A.G.
B		CHANGE HEAT SINK FRAME	DEC.08.10	A.G.

- NOTES:
1. DATUM AND BASIC DIMENSIONS ESTABLISHED BY CUSTOMER.
 2. PADS AND VIAS ARE CHASSIS GROUND.
 3. THRU-HOLES, PLATING OPTIONAL.
 4. SEE DRAWINGS P-UX76-A20-X00XX FOR CONNECTOR LAYOUT.
 5. GROUNDING PADS DESIGNED PER SFF 8433 SPEC. THESE (4) PAD ARE NOT REQUIRED FOR THIS APPLICATION.



RECOMMENDED PCB DESIGN FOR SINGLE SIDE MOUNTING

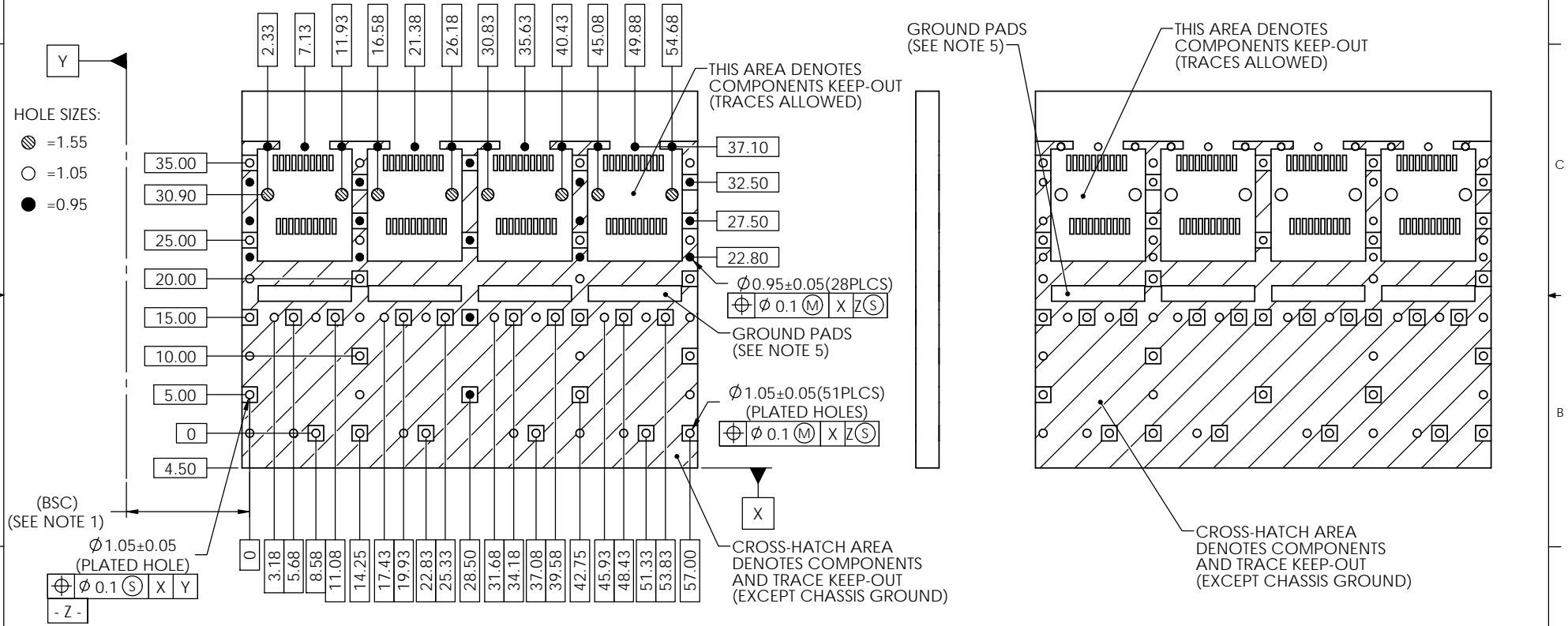
DO NOT SCALE DRAWING

THIS DOCUMENT CONTAINS PROPRIETARY INFORMATION AND SUCH INFORMATION MAY NOT BE DISCLOSED TO OTHERS FOR ANY PURPOSE OR USED FOR MANUFACTURING PURPOSES WITHOUT PERMISSION FROM AMPHENOL CANADA CORP.

UNLESS OTHERWISE SPECIFIED DIMENSIONS ARE IN MILLIMETERS TOLERANCES ARE: DECIMALS ANGLES X.X ± 0.38 ± 1° X.XX ± 0.25	APPROVALS	DATE	Amphenol Canada Corp.		
	DRAWN MIKE.H	SEP.07.10			
	DESIGNED		1X4 SFP+ CAGE WITH HEATSINK ASSEMBLY		
	CHECKED J.SI	SEP.07.10			
MATERIAL AND FINISH	SEE NOTE 1	QA APPD			
REF.			SIZE A3	DWG. NO. P-U77-E412M-2081	REV. B
CODE IDENT. NO. 03554	DWG APPD A.G	SEP.07.10	SCALE 2:1	PROJECT	SHEET 5 OF 6

REVISIONS				
REV	EC/N/E/R	DESCRIPTION	DATE	APPROVED
A		PROPOSAL	SEP.07.10	A.G.
B		CHANGE HEAT SINK FRAME	DEC.08.10	A.G.

- NOTES:
1. DATUM AND BASIC DIMENSIONS ESTABLISHED BY CUSTOMER.
 2. PADS AND VIAS ARE CHASSIS GROUND.
 3. THRU-HOLES, PLATING OPTIONAL.
 4. SEE DRAWINGS P-UX76-A20-X00XX FOR CONNECTOR LAYOUT.
 5. GROUNDING PADS DESIGNED PER SFF 8433 SPEC. THESE (4) PAD ARE NOT REQUIRED FOR THIS APPLICATION.



RECOMMENDED PCB DESIGN FOR BELLY TO BELLY MOUNTING

DO NOT SCALE DRAWING

THIS DOCUMENT CONTAINS PROPRIETARY INFORMATION AND SUCH INFORMATION MAY NOT BE DISCLOSED TO OTHERS FOR ANY PURPOSE OR USED FOR MANUFACTURING PURPOSES WITHOUT PERMISSION FROM AMPHENOL CANADA CORP.

UNLESS OTHERWISE SPECIFIED DIMENSIONS ARE IN MILLIMETERS TOLERANCES ARE: DECIMALS ANGLES X.X ± 0.38 ± 1° X.XX ± 0.25	APPROVALS	DATE	Amphenol Canada Corp.	
	DRAWN MIKE.H	SEP.07.10	TITLE	
	DESIGNED		1X4 SFP+ CAGE WITH HEATSINK ASSEMBLY	
	CHECKED J.SI	SEP.07.10		
MATERIAL AND FINISH	QA APPD		SIZE A3	DWG. NO. P-U77-E412M-2081
SEE NOTE 1	E APPD		SCALE 2:1	PROJECT
REF.	DWG APPD A.G.	SEP.07.10		REV B
CODE IDENT NO. 03554				SHEET 6 OF 6

Компания «Life Electronics» занимается поставками электронных компонентов импортного и отечественного производства от производителей и со складов крупных дистрибьюторов Европы, Америки и Азии.

С конца 2013 года компания активно расширяет линейку поставок компонентов по направлению коаксиальный кабель, кварцевые генераторы и конденсаторы (керамические, пленочные, электролитические), за счёт заключения дистрибьюторских договоров

Мы предлагаем:

- Конкурентоспособные цены и скидки постоянным клиентам.
- Специальные условия для постоянных клиентов.
- Подбор аналогов.
- Поставку компонентов в любых объемах, удовлетворяющих вашим потребностям.
- Приемлемые сроки поставки, возможна ускоренная поставка.
- Доставку товара в любую точку России и стран СНГ.
- Комплексную поставку.
- Работу по проектам и поставку образцов.
- Формирование склада под заказчика.
- Сертификаты соответствия на поставляемую продукцию (по желанию клиента).
- Тестирование поставляемой продукции.
- Поставку компонентов, требующих военную и космическую приемку.
- Входной контроль качества.
- Наличие сертификата ISO.

В составе нашей компании организован Конструкторский отдел, призванный помогать разработчикам, и инженерам.

Конструкторский отдел помогает осуществить:

- Регистрацию проекта у производителя компонентов.
- Техническую поддержку проекта.
- Защиту от снятия компонента с производства.
- Оценку стоимости проекта по компонентам.
- Изготовление тестовой платы монтаж и пусконаладочные работы.



Тел: +7 (812) 336 43 04 (многоканальный)
Email: org@lifeelectronics.ru